



# ILLUSTRATED PARTS BREAKDOWN

# VAX 8700/8800 SYSTEM

## HOW TO USE THE IPB

### GENERAL

This IPB is compiled following the organization and nomenclature of the engineering drawing structure.

### MAJOR ASSEMBLY LOCATOR (When Applicable)

The Major Assembly Locator (first illustration) is an index that provides a description and a figure reference for all illustrations used in this manual.

### INDENTED PARTS LIST

This manual identifies each assembly being broken down (figure reference callout) and all parts of that assembly. Further breakdown of an assembly is shown by an asterisk (\*) preceding the item callouts in the Description Column. The number of asterisks preceding an item is used to denote the subordination of that item with respect to the Major Assembly. A single asterisk preceding an item description indicates that the item is part of the major assembly being illustrated. Items that are subordinate to single asterisk items, are denoted by two asterisks (\*\*) and immediately follow the related single asterisk item. This system of part identification provides a means for the user to identify the next higher assembly item and make alternate selections for parts when the required replacement part of assembly is not immediately available.

### COLUMN CALLOUT DESCRIPTION

**Figure and Item** - Indicates the figure number and item number of each part.

**Description** - Lists the name of the part and pertinent specifications (when required). Asterisks preceding the description denote the subordination of the part to the next higher assembly.

**DEC Part No.** - Lists the Digital part ordering number. A blank in this column indicates a Digital part number was not assigned at the time of publication.

**ECO Cut-In** - The notation at the top of this column indicates the ECO level of the system (option) at which the IPB was initially prepared. Subsequent ECO level designations, that modify existing parts or add new parts to the device, are inserted in the ECO Cut-In column next to the part that is added or modified.

**Used On Code** - Letters in this column correspond to the variation codes assigned in Figure 1. Parts with an Alpha notation(s) are used only in those option variations. A blank indicates that the part is used on all option variations.

**Ref Fig No.** - A cross reference between illustrations. For each Major Assembly, the number in this column denotes the figure of the next higher assembly. For all subassemblies, the number in this column denotes the figure showing additional detailed breakdown.

**PART NUMBER/PART DESCRIPTION SORT SECTION**  
Parts are sorted both numerically and alphabetically by description, referenced to a location within the IPB by figure number and item number.

## REVISION HISTORY

## OTHER IPB MANUALS REFERENCED

| PRINTING     | ECO LEVEL |             |          |             | DATE      | OTHER IPB<br>MANUALS<br>REFERENCED |
|--------------|-----------|-------------|----------|-------------|-----------|------------------------------------|
| 2nd Printing | 871BA     | 00000-00000 | 70-21773 | 00000-00000 | 16-MAY-89 | N/A                                |
|              | 882BA     | 00000-00001 | 70-21771 | 00000-00000 |           |                                    |
|              | H9652E    | 00000-00002 | 70-21772 | 00000-00000 |           |                                    |
|              | 70-22179  | 00000-00003 | 70-19886 | 00000-00001 |           |                                    |
|              | 87XBA     | 00000-00002 | BA11-A   | 00006-00007 |           |                                    |
|              | 70-22109  | 00000-00004 | 70-22115 | 00001-00001 |           |                                    |
|              | 70-22108  | 00000-00002 | 70-16391 | 00005-00005 |           |                                    |
|              | 70-22144  | 00001-00001 | 70-16887 | 00000-00000 |           |                                    |
|              | 70-22143  | 00001-00001 | H7204-B  | 00005-00005 |           |                                    |
|              | 70-21633  | 00001-00001 | 70-22127 | 00000-00000 |           |                                    |
|              | 70-21664  | 00001-00001 | 70-21662 | H7204-00005 |           |                                    |
|              | 876-A     | 00006-00008 | 70-21675 | 00001-00001 |           |                                    |
|              | 70-22153  | 00000-00003 | H7203-A  | 00005-00005 |           |                                    |
|              | 70-22191  | 00000-00002 | 70-21667 | 00001-00001 |           |                                    |
|              | 70-22532  | 00000-00002 | 70-23096 | 00001-00002 |           |                                    |
|              | 70-21646  | 00000-00001 | 70-22905 | 00001-00001 |           |                                    |
|              | 70-21700  | 00001-00002 | 70-20407 | 00000-00000 |           |                                    |
|              | 70-19899  | 00002-00003 | 70-20408 | 00002-00002 |           |                                    |
|              | 70-21676  | 00001-00003 | H7202    | 00004-00004 |           |                                    |
|              | H9400     | 00003-00004 | 70-17635 | 00001-00001 |           |                                    |
|              | 70-18888  | 00000-00000 | H7211    | 00001-00001 |           |                                    |
|              | H7170     | 00010-00010 | H7200    | 00003-00003 |           |                                    |
|              | H7170     | 00011-00011 | 70-17636 | 00000-00000 |           |                                    |

REVISION HISTORY (Cont)

| PRINTING     | ECO LEVEL   | DATE      | PAGES AFFECTED |
|--------------|---|-----------|----------------|
| 2nd Printing | PC38N 00000-00005<br>PC380 00003-00003<br>KDJ11 00001-00001<br>BA50A 00001-00001<br>70-18432 00003-00003<br>H7862 00005-00007<br>70-20610 00001-00001<br>70-18970 00002-00003<br>RX50 00007-00007<br>70-18638 00003-00003<br>70-18932 00006-00006<br>70-18442 00003-00004<br>70-19118 00002-00002<br>VR201 00008-00008<br>70-19678 VR201-00008<br>70-19579 00003-00003<br>LK201 00023-00036<br>70-18416 LK201-00032<br>RD52-A 00000-00000 | 16-MAY-89 |                |

Digital Equipment Corporation reserves the right, without notice, to make substitutions and modifications in the specifications of products documented in this manual and further reserves the right to withdraw any of these products from the market without notice.

Digital Equipment Corporation is not responsible for errors which may appear in the technical description (including illustrations and photographs) of the products covered by this manual.

None of the descriptions contained in this manual imply the granting of any license whatsoever to make, use or sell equipment constructed in accordance therewith.

Copyright © 1987, 1989 by Digital Equipment Corporation. All rights reserved.

The postage-paid READER'S COMMENTS form on the last page of this document requests your critical evaluation to assist us in preparing future documentation.

The following are trademarks of Digital Equipment Corporation :

---



DEC  
DECUS  
PDP  
UNIBUS  
VAX

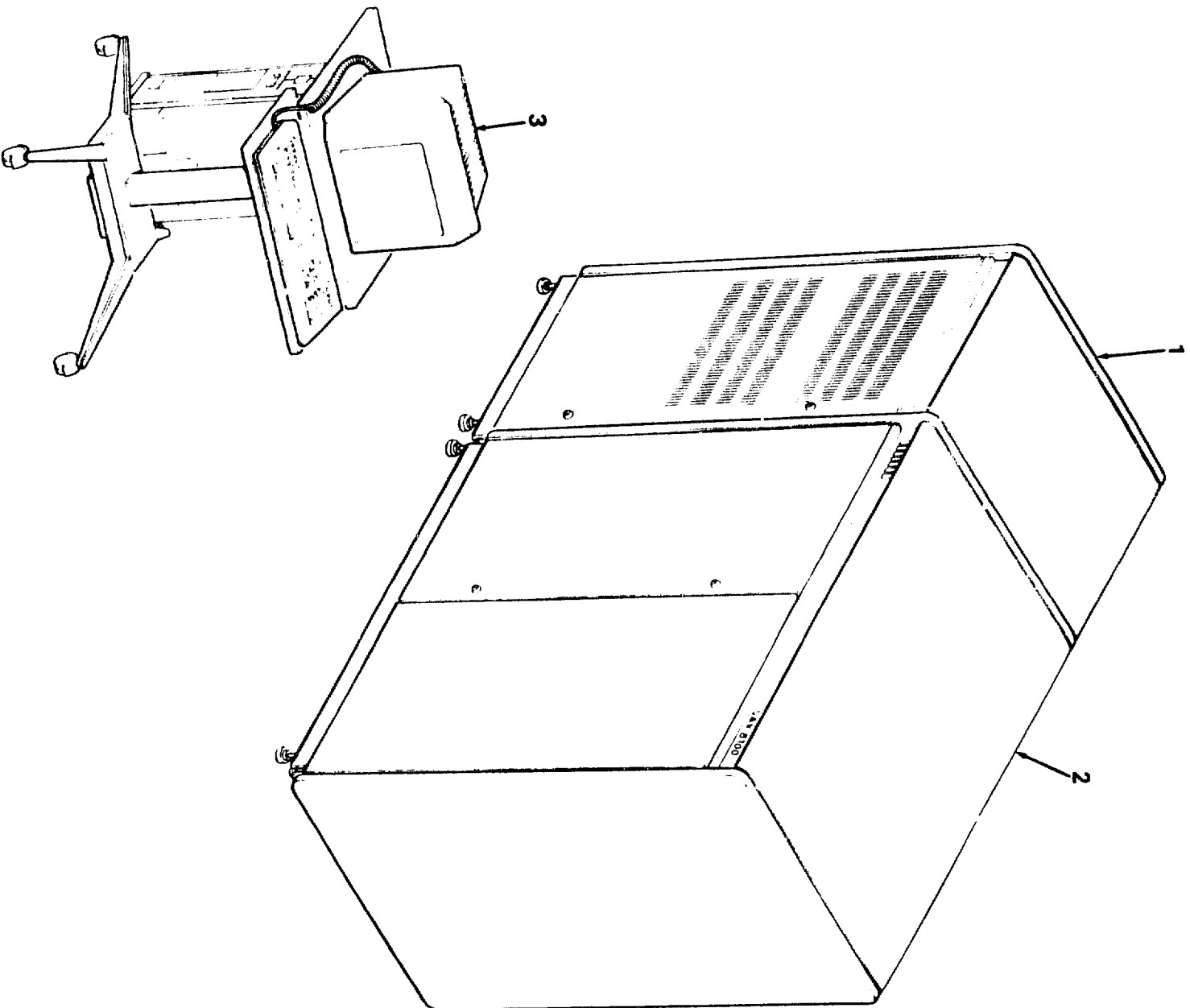
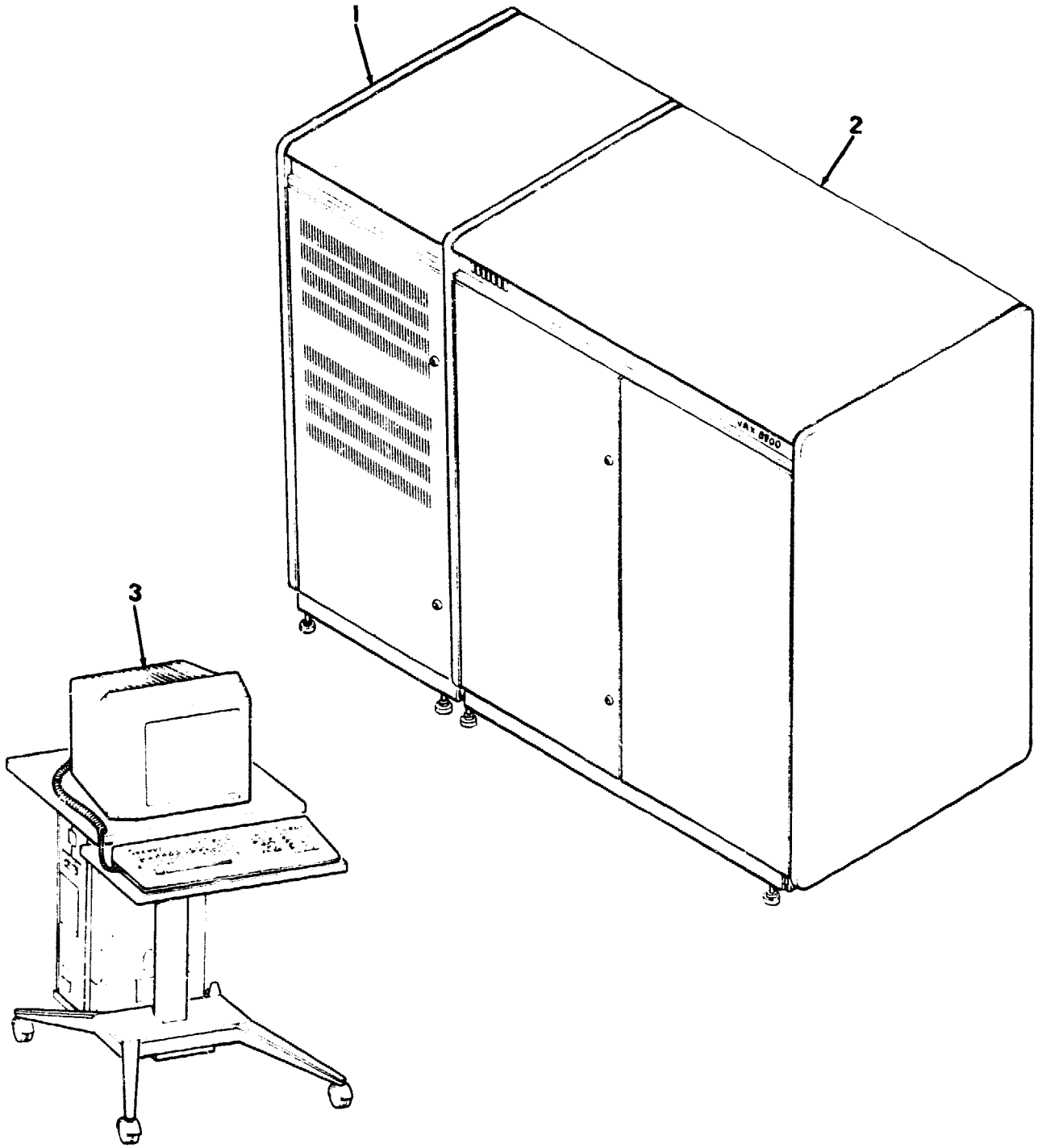


Figure 1. 8700 Kernel System

8800X-01

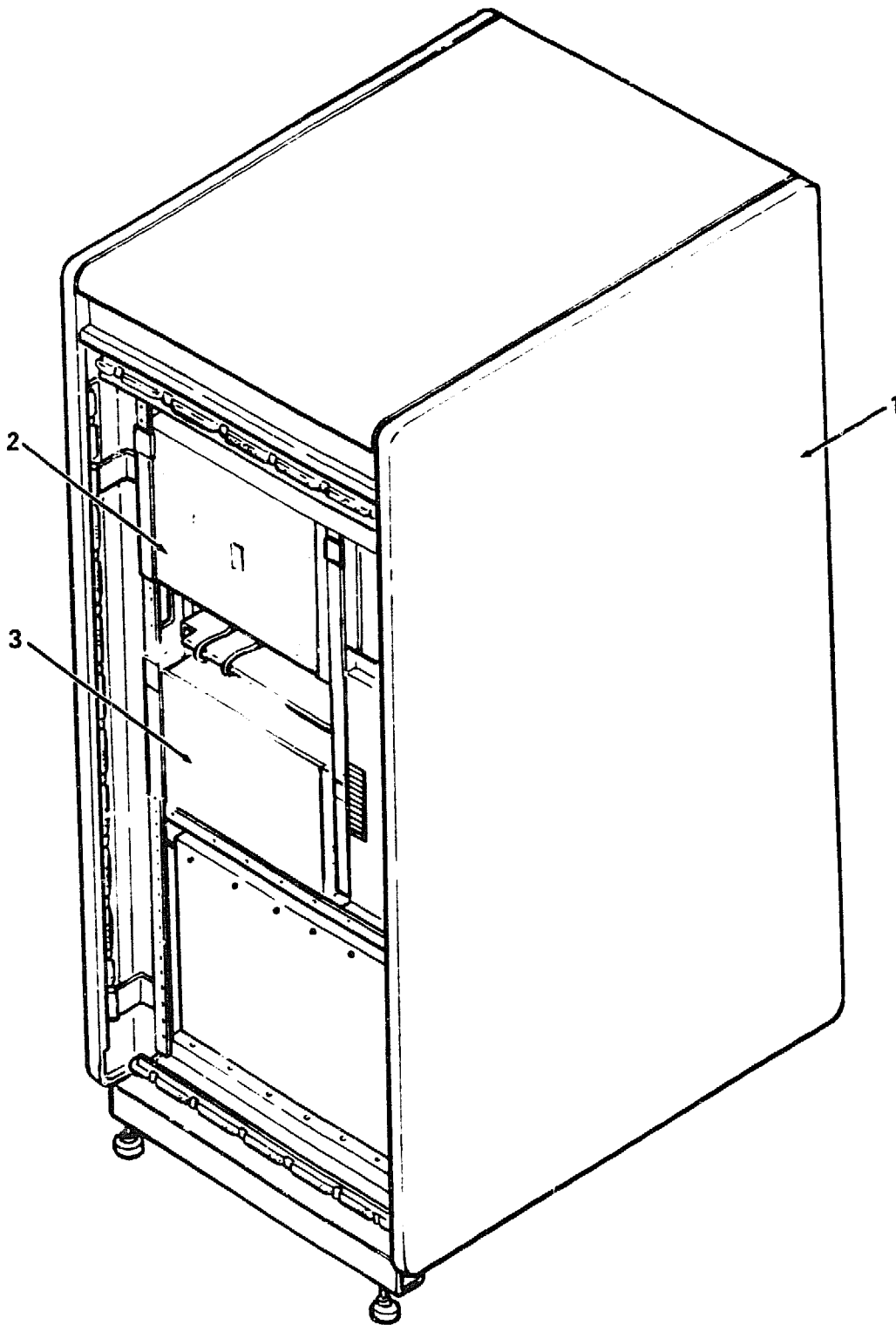
| FIG. & ITEM NO. | DESCRIPTION  | DEC PART NO. <sup>A</sup>  | ECO CUT-IN<br>871BA-X<br>00000 | USED ON CODE               | REF FIG NO. |
|-----------------|--|--|--------------------------------|----------------------------|-------------|
| 1-              | 8700 KERNEL SYSTEM   |  |                                |                            |             |
|                 | Code A-Used on Model 871BA-XA (120V)<br>Code B-Used on Model 871BA-XB (240V)<br>Code C-Used on Model 871BA-XC (120V)<br>Code D-Used on Model 871BA-XD (240V)<br>Code E-Used on Model 871BA-XE (120V)<br>Code F-Used on Model 871BA-XF (240V) | 871BA-XA<br>871BA-XB<br>871BA-XC<br>871BA-XD<br>871BA-XE<br>871BA-XF |                                | A<br>B<br>C<br>D<br>E<br>F |             |
| 1               | *CABINET ASSEMBLY, FRONT END (60HZ)  | H9652-EA   |                                | A                          | 2           |
| 1               | *CABINET ASSEMBLY, FRONT END (50HZ)  | H9652-EB   |                                | B                          | 2           |
| 1               | *CABINET ASSEMBLY, FRONT END (60HZ)  | H9652-EE   |                                | E                          | 2           |
| 1               | *CABINET ASSEMBLY, FRONT END (50HZ)  | H9652-EF   |                                | F                          | 2           |
| 1               | *CABINET ASSEMBLY, FRONT END (60HZ)  | H9652-EH   |                                | C                          | 2           |
| 1               | *CABINET ASSEMBLY, FRONT END (50HZ)  | H9652-EJ   |                                | D                          | 2           |
| 2               | *CABINET ASSEMBLY (DUAL CPU) (60HZ)  | 87XBA-XA   |                                | ACE                        | 4           |
| 2               | *CABINET ASSEMBLY (DUAL CPU) (50HZ)  | 87XBA-XB   |                                | BDF                        | 4           |
| 3               | *CONSOLE SUBSYSTEM, PC380  | PC38N-AA   |                                |                            | 42          |
|                 | MODULES (Not Shown)  |  |                                |                            |             |
|                 | *Module, BI Unibus Adapter   | T1010-00   |                                | EF                         |             |
|                 | *Module Set, CIBCI   | CIBCI-M  |                                | CD                         |             |



8800X-01A

Figure 1A. 8800 Kernel System

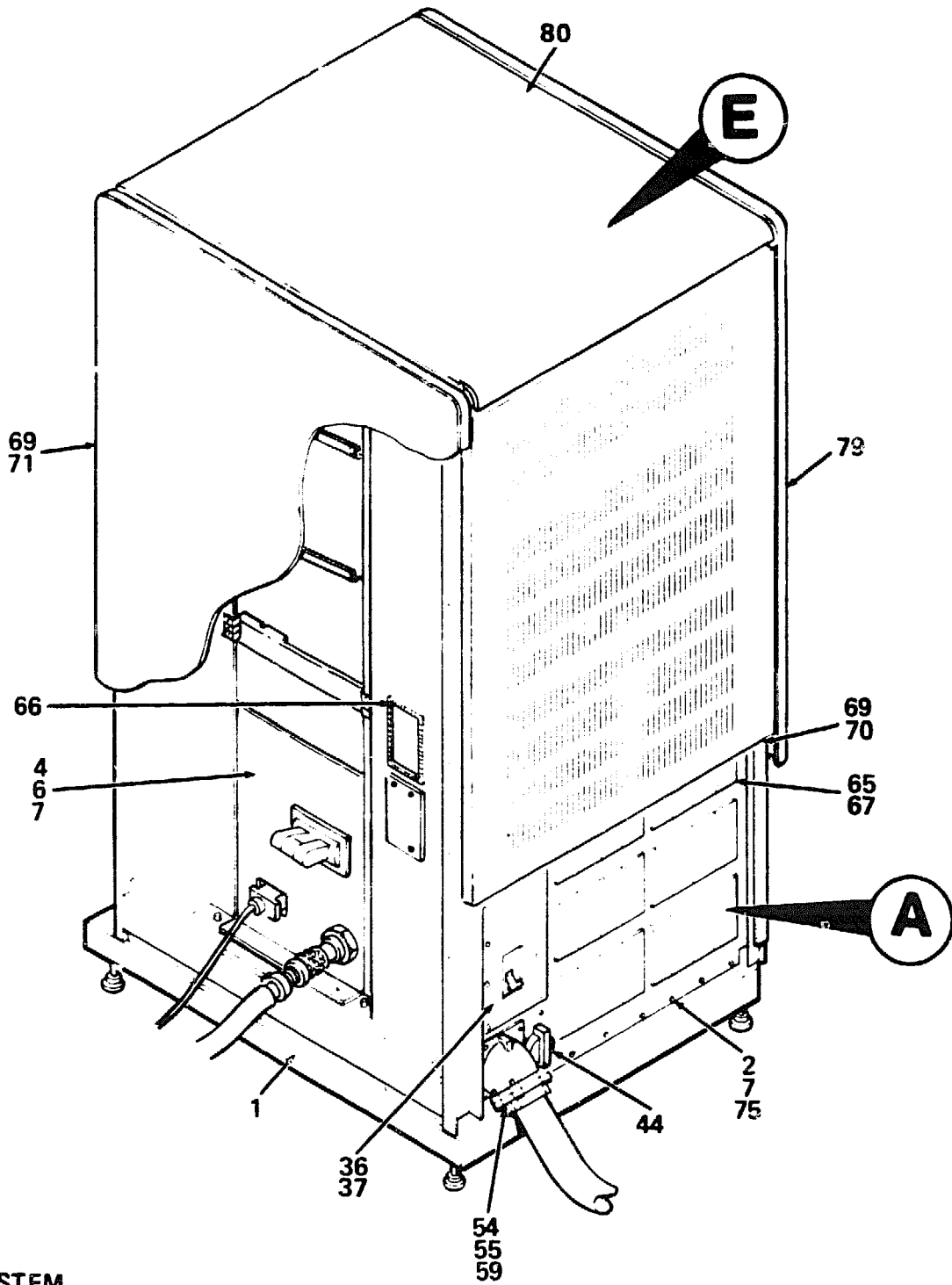
| FIG. & ITEM NO. | DESCRIPTION                            | B<br>DEC<br>PART NO. | ECO<br>CUT-IN<br>882BA-X<br>00000 | USED<br>ON<br>CODE | REF<br>FIG<br>NO. |
|-----------------|--|----------------------|-----------------------------------|--------------------|-------------------|
| 1A-             | 8800 KERNEL SYSTEM                     |                      |                                   |                    |                   |
|                 | Code A-Used on Model 882BA-XA (120V)   | 882BA-XA             |                                   | G                  |                   |
|                 | Code B-Used on Model 882BA-XB (240V)   | 882BA-XB             |                                   | H                  |                   |
|                 | Code C-Used on Model 882BA-XC (120V)   | 882BA-XC             |                                   | J                  |                   |
|                 | Code D-Used on Model 882BA-XD (240V)   | 882BA-XD             |                                   | K                  |                   |
|                 | Code E-Used on Model 882BA-XE (120V)   | 882BA-XE             |                                   | L                  |                   |
|                 | Code F-Used on Model 882BA-XF (240V)   | 882BA-XF             |                                   | M                  |                   |
| 1               | *CABINET ASSEMBLY, FRONT END (60HZ)    | H9652-EA             |                                   | G                  | 2                 |
|                 | *CABINET ASSEMBLY, FRONT END (50HZ)    | H9652-EB             |                                   | H                  | 2                 |
|                 | *CABINET ASSEMBLY, FRONT END (60HZ)    | H9652-EE             |                                   | L                  | 2                 |
|                 | *CABINET ASSEMBLY, FRONT END (50HZ)    | H9652-EF             |                                   | M                  | 2                 |
|                 | *CABINET ASSEMBLY, FRONT END (60HZ)    | H9652-EH             |                                   | J                  | 2                 |
|                 | *CABINET ASSEMBLY, FRONT END (50HZ)    | H9652-EJ             |                                   | K                  | 2                 |
| 2               | *CABINET ASSEMBLY (DUAL CPU) (60HZ)    | 87XBA-XC             |                                   | GJL                | 4                 |
|                 | *CABINET ASSEMBLY (DUAL CPU) (50HZ)    | 87XBA-XD             |                                   | HKM                | 4                 |
| 3               | *CONSOLE SUBSYSTEM, PC380              | PC38N-AA             |                                   |                    | 42                |
| 4               | *BATTERY BACK-UP UNIT ASSEMBLY (added) | H7231-M              | 00001                             |                    |                   |
| 5               | **Battery, 12V 5A Lead Acid (added)    | 12-12499-01          | 00001                             |                    |                   |
|                 | MODULES (Not Shown)                    |                      |                                   |                    |                   |
|                 | *Module, BI Unitus Adapter             | T1010-00             |                                   | LM                 |                   |
|                 | *Module Set, CIBCI                     | CIBCI-M              |                                   | J-M                |                   |



8800X-02

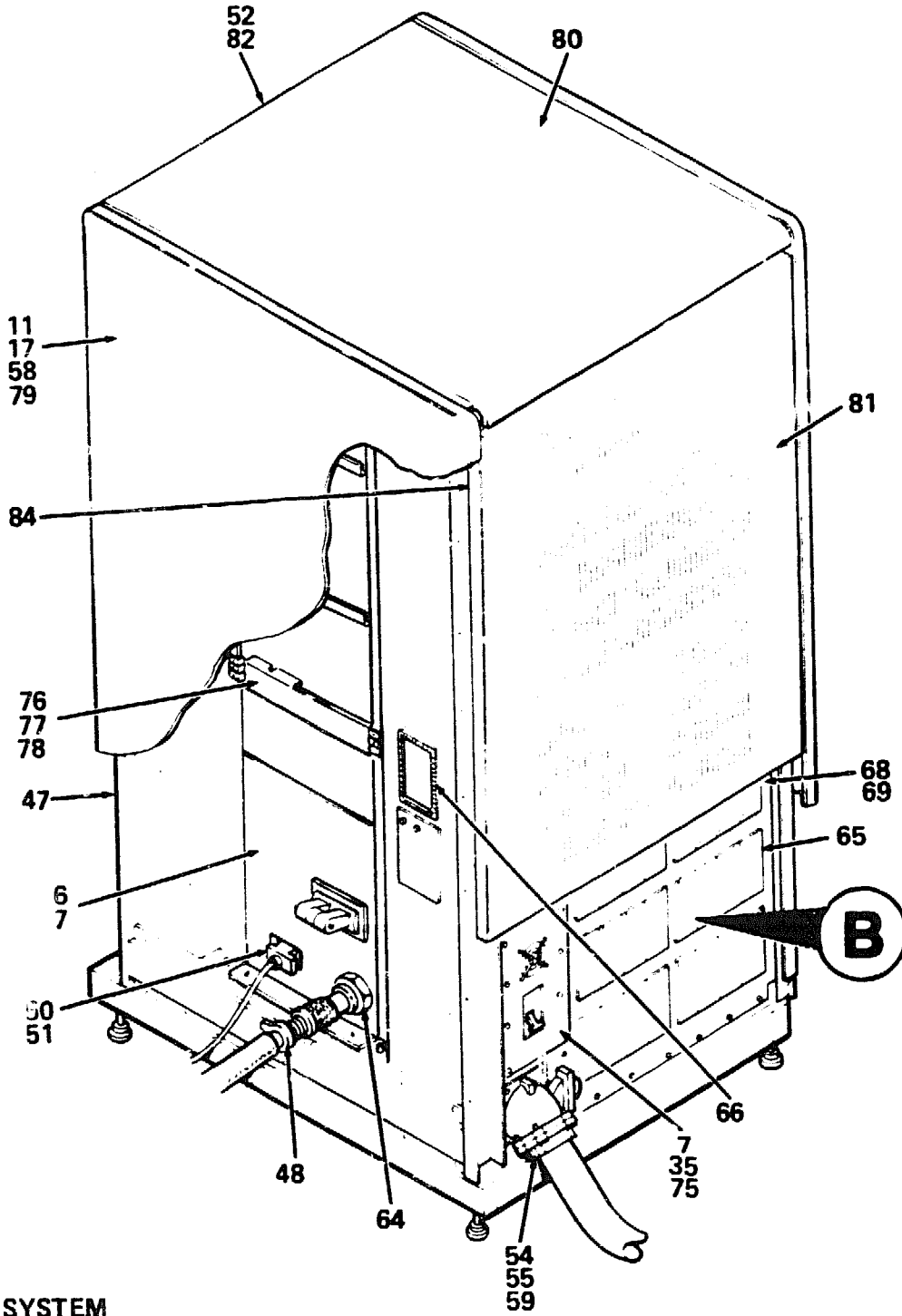
Figure 2. Cabinet Assembly, Front End

| FIG. & ITEM NO. | DESCRIPTION                          | DEC PART NO. | ECO CUT-IN H9652-E 00000 | USED ON CODE | REF FIG NO. |
|-----------------|--------------------------------------|--------------|--------------------------|--------------|-------------|
| 2-              | CABINET ASSEMBLY, FRONT END (60HZ)   | H9562-EA     |                          | AG           | 1.1A        |
|                 | CABINET ASSEMBLY, FRONT END (50HZ)   | H9652-EB     |                          | BH           | 1.1A        |
|                 | CABINET ASSEMBLY, FRONT END (60HZ)   | H9652-EE     |                          | EL           | 1.1A        |
|                 | CABINET ASSEMBLY, FRONT END (50HZ)   | H9652-EF     |                          | FM           | 1.1A        |
|                 | CABINET ASSEMBLY, FRONT END (60HZ)   | H9652-EH     |                          | CJ           | 1.1A        |
|                 | CABINET ASSEMBLY, FRONT END (50HZ)   | H9652-EJ     |                          | DK           | 1.1A        |
| 1               | *CABINET ASSEMBLY (60HZ)             | 70-22179-01  |                          | AGCJEL       | 3           |
|                 | *CABINET ASSEMBLY (50HZ)             | 70-22179-02  |                          | BHDKFM       |             |
| 2               | *BOX ASSEMBLY, BCI                   | 70-23096-03  |                          | EFLM         | 33          |
| 3               | *BA11-A UNIT ASSEMBLY                | BA11-AW      |                          | EFLM         | 23          |
|                 | CABLES (Not Shown)                   |              |                          |              |             |
|                 | *Harness Assembly, Power             | DD11-DK      |                          | EFLM         |             |
|                 | *Cable Assembly, Flat                | 17-00632-04  |                          | EFLM         |             |
|                 | MODULES (Not Shown)                  |              |                          |              |             |
|                 | *Module, Unibus Exercizer Terminator | M9313-00     |                          | EFLM         |             |
|                 | *Module, BI Bus to Unibus            | M7106-00     |                          | EFLM         |             |
|                 | LABELS (Not Shown)                   |              |                          |              |             |
|                 | *Label, "Regulatory Data" (60HZ)     | 36-26131-01  |                          | AGCJEL       |             |
|                 | *Label, "Regulatory Data" (50HZ)     | 36-26131-02  |                          | BHDKFM       |             |
|                 | *Label, "Electrical Data" (60HZ)     | 36-25978-03  |                          | AGCJEL       |             |
|                 | *Label, "Electrical Data" (50HZ)     | 36-25978-02  |                          | BHDKFM       |             |
|                 | *Label, "ID w/Copy" (added)          | 36-16073-00  | 00002                    |              |             |
|                 | *Label, "Assembly" (added)           | 36-18307-05  | 00001                    | AGCJEL       |             |
|                 | KEY (Not Shown)                      |              |                          |              |             |
|                 | *Key, Cabinet Door                   | 12-26339-01  |                          |              |             |



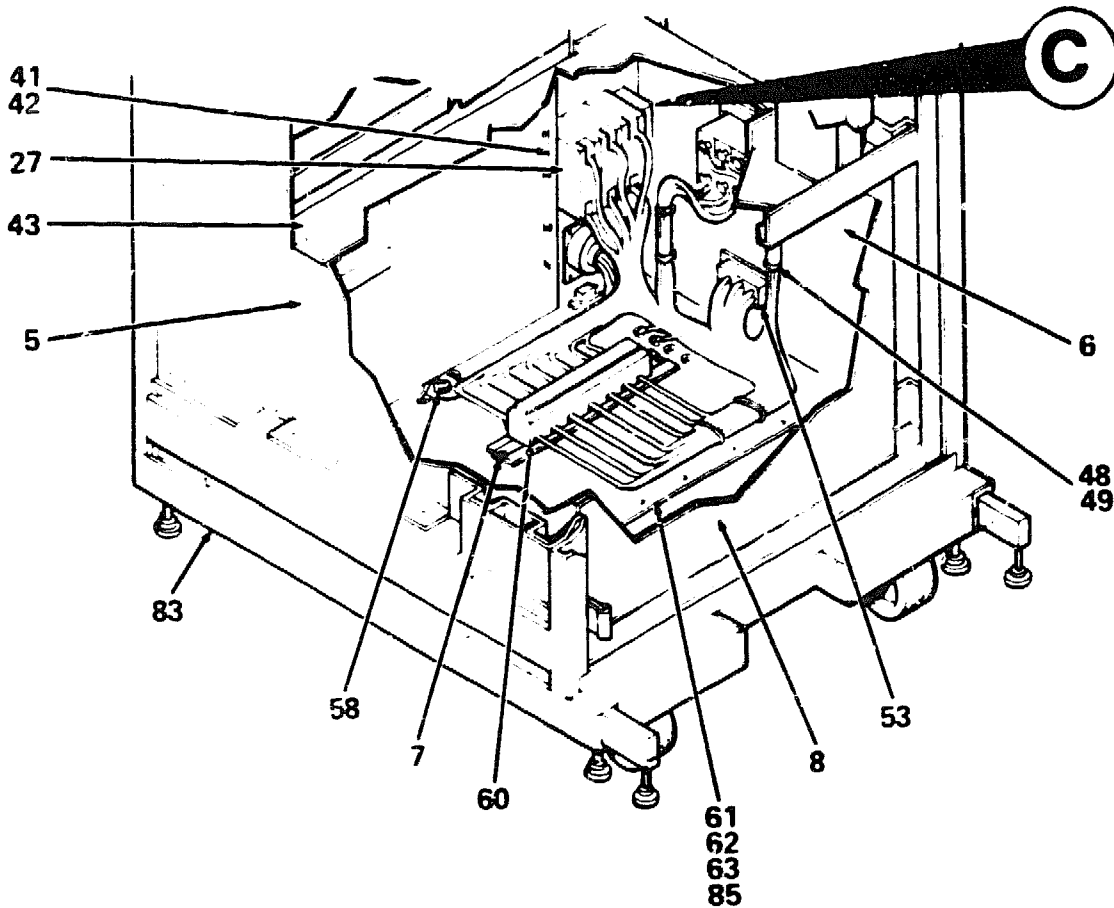
60 Hz SYSTEM

Figure 3. Cabinet Assembly (Sheet 1 of 6)



8800X-03A

Figure 3. Cabinet Assembly (Sheet 2 of 6)



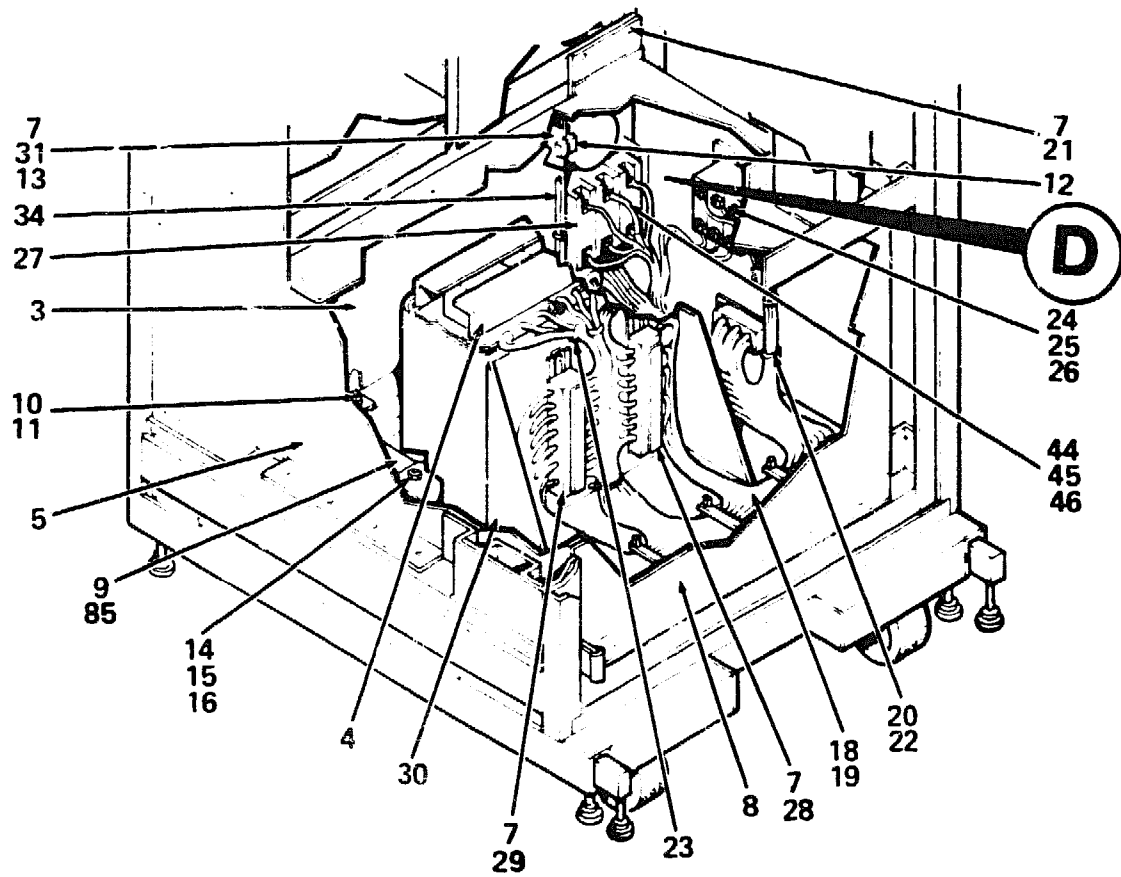
60 Hz SYSTEM



8800X-03B

Figure 3. Cabinet Assembly (Sheet 3 of 6)



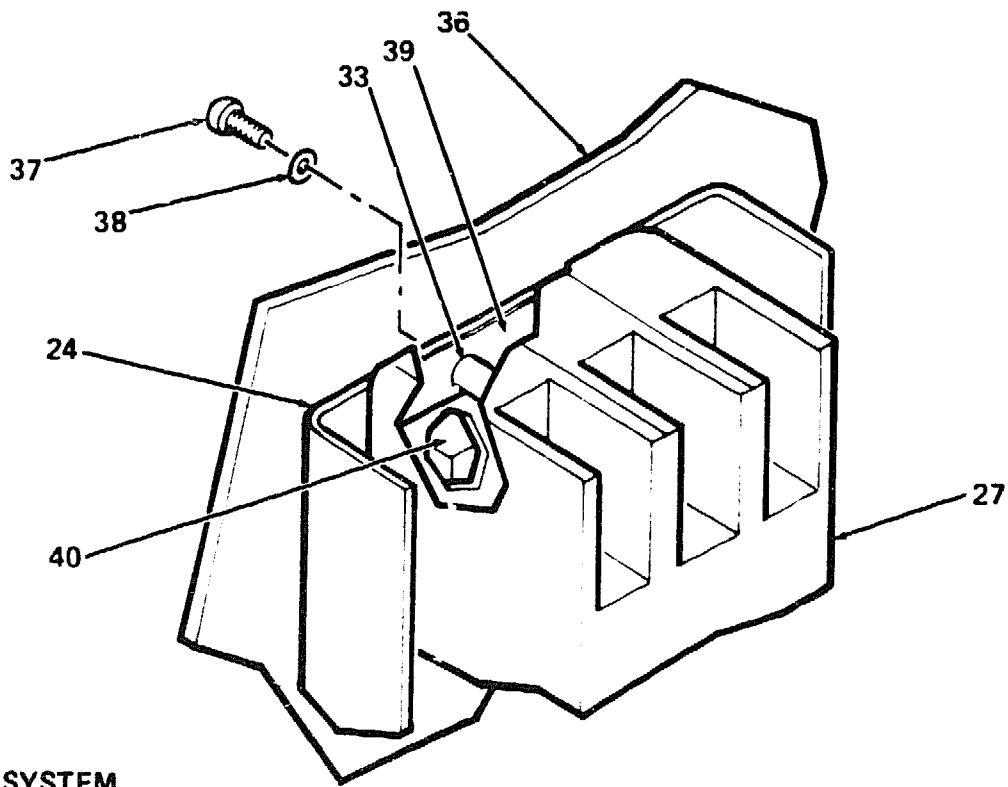


**B**

50 Hz SYSTEM

8800X-03C

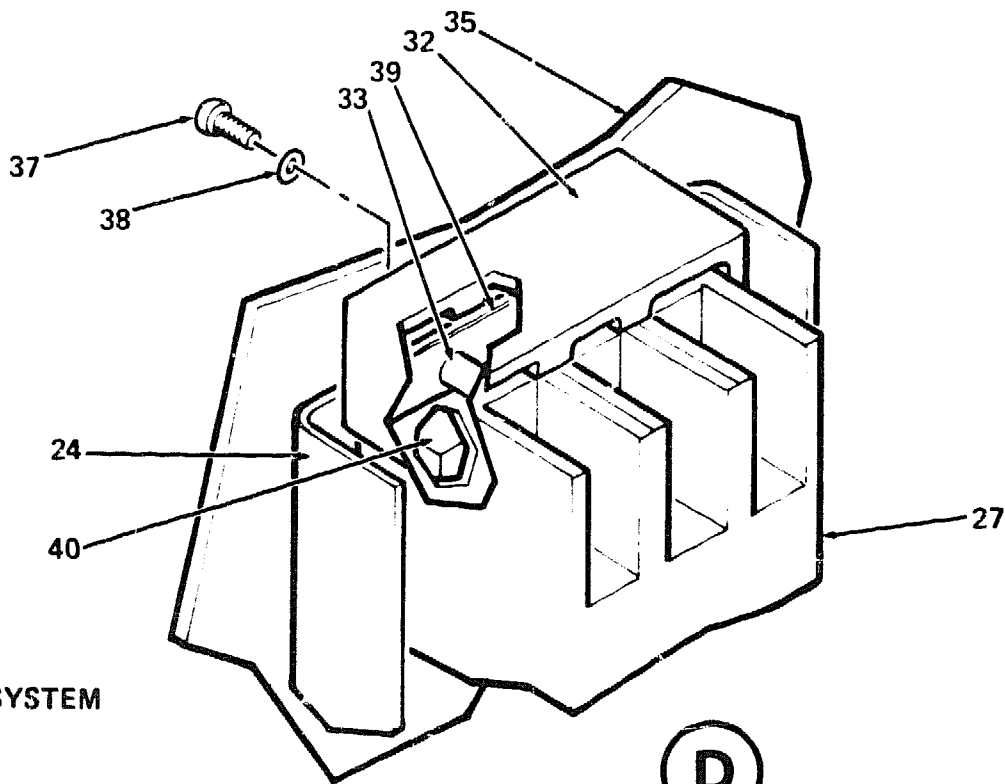
Figure 3. Cabinet Assembly (Sheet 4 of 6)



60 Hz SYSTEM

(C)

8800X-03E

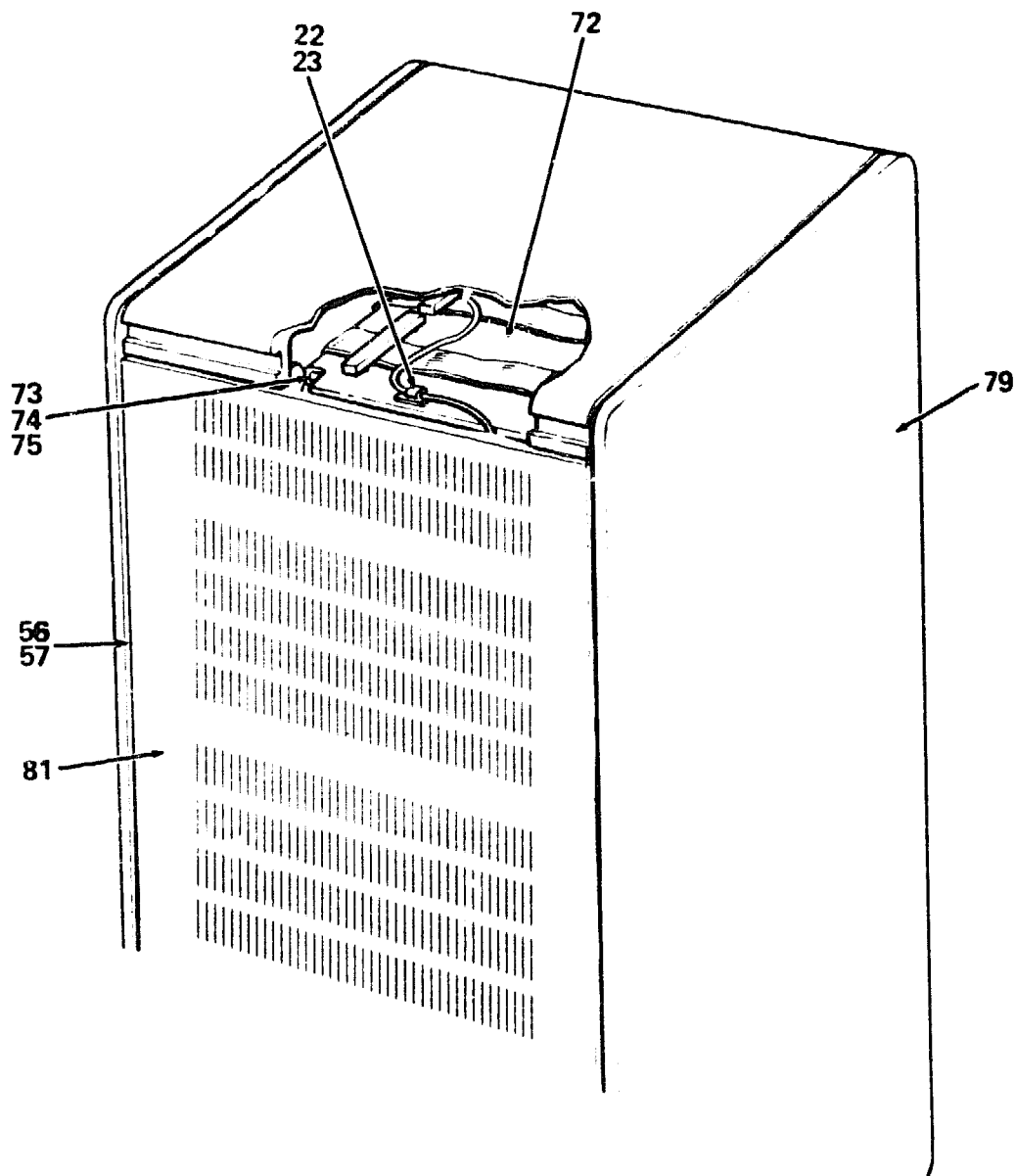


50 Hz SYSTEM

(D)

8800X-03D

Figure 3 Cabinet Assembly (Sheet 5 of 6)



E

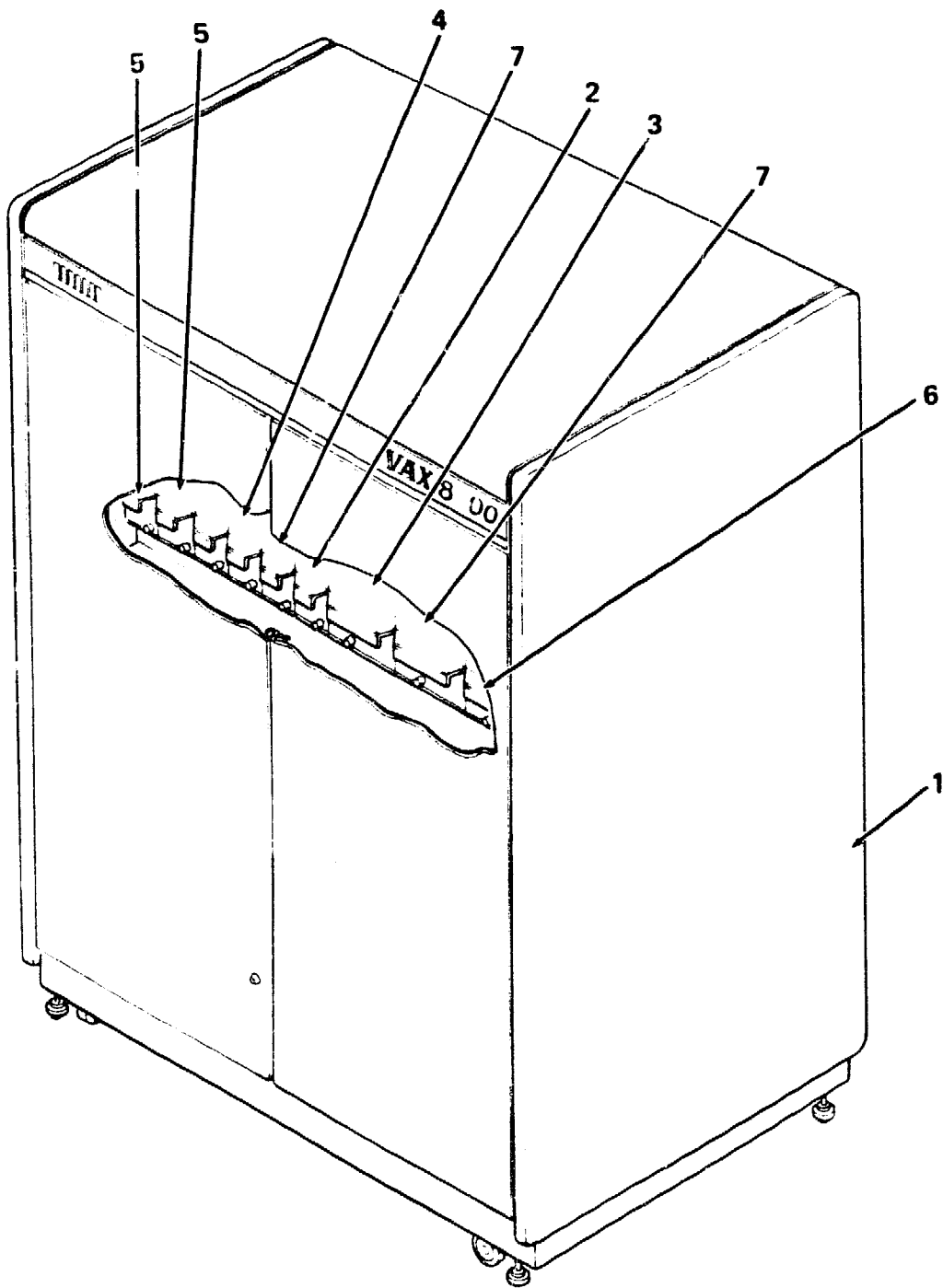
8800X-03F

Figure 3. Cabinet Assembly (Sheet 6 of 6)

| FIG. & ITEM NO. | DESCRIPTION  | D<br>DEC<br>PART NO.       | ECO<br>CUT-IN<br>70-22179<br>00000 | USED<br>ON<br>CODE | REF<br>FIG<br>NO. |
|-----------------|--|----------------------------|------------------------------------|--------------------|-------------------|
| 3-              | CABINET ASSEMBLY (60HZ)<br>CABINET ASSEMBLY (50HZ) | 70-22179-01<br>70-22179-02 |                                    | AGCJEL<br>BHDKFM   | 2<br>2            |
| 1               | *Frame Assembly, Single Cabinet                    | 70-22181-01                |                                    |                    |                   |
| 2               | *Plate, Circuit Breaker Mounting                   | 74-26305-01                |                                    |                    |                   |
| 3               | *Panel, Rear Transformer                           | 74-26289-01                |                                    |                    |                   |
| 4               | *Transformer, Power (380 416 440V) (50HZ)          | 16-19654-01                |                                    | BHDKFM             |                   |
| 5               | *Panel, Left Transformer                           | 74-26288-01                |                                    |                    |                   |
| 6               | *Panel, Right Transformer                          | 74-22453-01                |                                    |                    |                   |
| 7               | *Screw, Sems Hex Hd No. 10-32 x 1 2                | 90-09988-05                |                                    |                    |                   |
| 8               | *Panel, Front Transformer                          | 74-26294-01                |                                    |                    |                   |
| 9               | *Support, Transformer (50HZ)                       | 74-26303-01                |                                    | BHDKFM             |                   |
| 10              | *Screw, Sems Hex Hd No. 1 4-20 x 1 2               | 90-09988-00                |                                    |                    |                   |
| 11              | *Washer, Flat                                      | 90-07983-00                |                                    |                    |                   |
| 12              | *Bracket, Fan Connector                            | 74-26297-01                |                                    | BHDKFM             |                   |
| 13              | *Washer, Flat                                      | 90-06664-00                |                                    |                    |                   |
| 14              | *Screw, Hex Hd No. 3 16 x 3 4                      | 90-00043-15                |                                    | BHDKFM             |                   |
| 15              | *Washer, Split Lock                                | 90-07788-00                |                                    | BHDKFM             |                   |
| 16              | *Washer, Flat                                      | 90-09937-00                |                                    | BHDKFM             |                   |
| 17              | *Nut, Kep No. 1 4-20                               | 90-08203-00                |                                    |                    |                   |
| 18              | *Panel, Bottom Floor (50HZ)                        | 74-26284-01                |                                    | BHDKFM             |                   |
| 19              | *Screw, Phi Flat Hd No. 10-32 x 5 8                | 90-06073-02                |                                    |                    |                   |
| 20              | *Tie, Cable  | 90-07031-00                |                                    |                    |                   |
| 21              | *Angle, Cover                                      | 74-26309-01                |                                    |                    |                   |
| 22              | *Mount, Cable Tie                                  | 90-07867-00                |                                    |                    |                   |
| 23              | *Tie, Cable  | 90-07880-00                |                                    |                    |                   |
| 24              | *Shelf, Circuit Breaker                            | 74-26296-01                |                                    |                    |                   |
| 25              | *Washer, Flat                                      | 90-08415-00                |                                    |                    |                   |
| 26              | *Rivet   | 90-09595-00                |                                    |                    |                   |
| 27              | *Circuit Breaker 480V 50A (deleted)                | 12-20083-02                |                                    | AGCJEL             |                   |
|                 | *Circuit Breaker 480V 50A (added)                  | 12-20083-05                | 00003                              | AGCJEL             |                   |
|                 | *Circuit Breaker 480V 30A (deleted)                | 12-20083-03                |                                    | BHDKFM             |                   |
|                 | *Circuit Breaker 480V 30A (added)                  | 12-20083-03                | 00003                              | BHDKFM             |                   |
| 28              | *Terminal Block Assembly                           | 12-19705-05                |                                    | BHDKFM             |                   |
| 29              | *Terminal Block Assembly                           | 12-19705-07                |                                    | BHDKFM             |                   |
| 30              | *Panel, Terminal Board                             | 74-32128-01                |                                    | BHDKFM             |                   |
| 31              | *Bracket, Back Wall                                | 74-26295-01                |                                    |                    |                   |
| 32              | *Deflector, Arc Shoot                              | 74-26298-01                |                                    | BHDKFM             |                   |
| 33              | *Spacer, Hex                                       | 90-06818-00                |                                    |                    |                   |
| 34              | *Line Filter Assembly (50HZ)                       | 70-22569-01                |                                    | BHDKFM             |                   |
| 35              | *FAN PANEL ASSEMBLY                                | 70-19886-00                |                                    |                    | 22                |
| 36              | *Panel, Circuit Breaker (60HZ)                     | 74-26285-01                |                                    | AGCJEL             |                   |
| 37              | *Screw, Sems Phi Hd No. 8-32 x 5 8 (deleted)       | 90-00049-05                |                                    |                    |                   |
|                 | *Screw, Sems Phi Hd No. 8-32 x 5 8 (added)         | 90-10174-02                | 00003                              |                    |                   |
| 38              | *Washer, Flat                                      | 90-06659-00                |                                    |                    |                   |
| 39              | *Isolator, Arc Shoot                               | 74-26299-01                |                                    |                    |                   |
| 40              | *Seal, Foam  | 74-26310-01                |                                    | AGCJEL             |                   |
| 41              | *Line Filter Assembly (60HZ)                       | 70-22173-01                |                                    | AGCJEL             |                   |

| FIG. & ITEM NO. | DESCRIPTION                             | D<br>DEC<br>PART NO. | ECO<br>CUT-IN<br>70-22179<br>00000 | USED<br>ON<br>CODE | REF<br>FIG<br>NO. |
|-----------------|---|----------------------|------------------------------------|--------------------|-------------------|
| 42              | *Screw, Sems Hex Hd No. 6-32 x 1/2      | 90-06453-00          |                                    |                    |                   |
| 43              | *Panel, Top Transformer                 | 74-26292-01          |                                    |                    |                   |
| 44              | *Cover, Dranetz Safety                  | 74-33114-01          |                                    |                    |                   |
| 45              | *Circuit Breaker 250V 2A                | 12-20936-01          |                                    |                    |                   |
| 46              | *Screw, Sems Phi Pan Hd No. 8-32 x 1 4  | 90-10174-01          |                                    |                    |                   |
| 47              | *Bumper                                 | 90-09567-00          |                                    |                    |                   |
| 48              | *Cable Assembly (60HZ)                  | 17-01052-01          |                                    | AGCJEL             |                   |
|                 | *Cable Assembly (50HZ)                  | 17-01051-01          |                                    | BHDKFM             |                   |
| 49              | *Tie, Cable                             | 90-09617-00          |                                    |                    |                   |
| 50              | *Harness Assembly, Wire                 | 17-01040-01          |                                    |                    |                   |
| 51              | *Screw, Phi Flat Hd No. 4-40 x 1 2      | 90-06010-02          |                                    |                    |                   |
| 52              | *Panel Switch                           | 74-30524-01          |                                    |                    |                   |
| 53              | *Inducer, Ground                        | 16-25106-01          |                                    |                    |                   |
| 54              | *Harness Assembly, Wire                 | 17-01195-01          |                                    | AGCJEL             |                   |
|                 | *Harness Assembly, Wire                 | 17-01193-01          |                                    | BHDKFM             |                   |
| 55              | *Screw, Hex Hd No. 1 4-20 x 1 2         | 90-06241-09          |                                    |                    |                   |
| 56              | *Envelope                               | 99-07690-01          |                                    |                    |                   |
| 57              | *Cable Assembly W Wrist Strap           | 12-24023-01          |                                    |                    |                   |
| 58              | *Screw, Hex Hd No. 1 4-20 x 1 2         | 90-06243-09          |                                    |                    |                   |
| 59              | *Washer, External Tooth Lock No. 1 4    | 90-06724-00          |                                    |                    |                   |
| 60              | *Terminal Block (30 Position)           | 12-19705-03          |                                    | AGCJEL             |                   |
| 61              | *Panel, Bottom Floor (60HZ)             | 74-26290-01          |                                    | AGCJEL             |                   |
| 62              | *Support, Floor (60HZ)                  | 74-26304-10          |                                    | AGCJEL             |                   |
| 63              | *Screw, Hex Hd No. 1 4-20 x 1 2         | 90-09988-00          |                                    |                    |                   |
| 64              | *Bulkhead Feed Thru Assembly            | 12-16272-01          |                                    |                    |                   |
| 65              | *Panel, Double Sub                      | 74-26407-01          |                                    |                    |                   |
| 66              | *Grommet                                | 90-09718-02          |                                    |                    |                   |
| 67              | *Screw, Sems Phi Pan Hd No. 4-40 x 3 8  | 90-09643-02          |                                    |                    |                   |
| 68              | *Gasket Assembly                        | 70-19605-11          |                                    |                    |                   |
| 69              | *Clip, Nylon                            | 12-21535-01          |                                    |                    |                   |
| 70              | *Gasket Assembly                        | 70-19605-16          |                                    |                    |                   |
| 71              | *Gasket Assembly                        | 70-19605-23          |                                    |                    |                   |
| 72              | *Cable Tray Assembly                    | 70-23086-01          |                                    |                    |                   |
| 73              | *Bracket, Cable Tray                    | 74-32408-01          |                                    |                    |                   |
| 74              | *Rod, Tray Pivot                        | 74-32407-01          |                                    |                    |                   |
| 75              | *Retainer, U-Nut No.10-32               | 90-07786-00          |                                    |                    |                   |
| 76              | *Bracket, BBU Bottom                    | 74-32573-01          |                                    |                    |                   |
| 77              | *Bracket, BBU Side                      | 74-31334-01          |                                    |                    |                   |
| 78              | *Bracket, BBU Top                       | 74-32572-01          |                                    |                    |                   |
| 79              | *Panel Assembly, End                    | 70-19485-00          |                                    |                    |                   |
| 80              | *Cover, Top Weldment                    | 70-19497-04          |                                    |                    |                   |
| 81              | *Door Assembly, Rear                    | 70-22172-01          |                                    |                    |                   |
| 82              | *Door Assembly, Front                   | 70-22168-01          |                                    |                    |                   |
| 83              | *Panel Assembly, Kick                   | 70-21704-02          |                                    |                    |                   |
| 84              | *Jumper Assembly, Ground                | 17-01176-01          |                                    |                    |                   |
| 85              | *Screw, Hex Hd No. 1 4 20 x 1.0 (added) | 90-09988-14          | 00003                              |                    |                   |

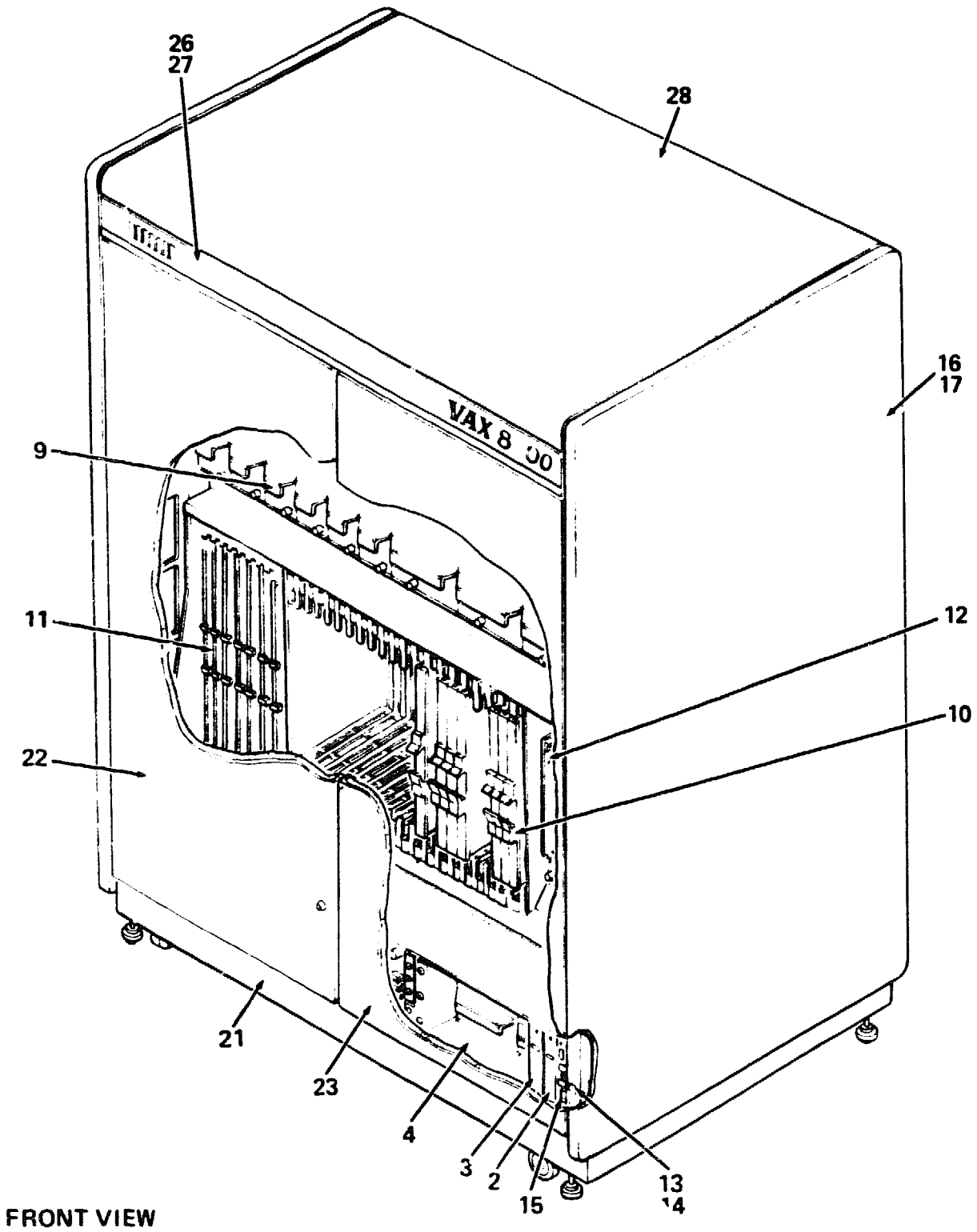
| FIG. & ITEM NO. | DESCRIPTION                           | D<br>DEC<br>PART NO. | ECO<br>CUT-IN<br>70-22179<br>00000 | USED<br>ON<br>CODE | REF<br>FIG<br>NO. |
|-----------------|---------------------------------------|----------------------|------------------------------------|--------------------|-------------------|
|                 | CABLES (Not Shown)                    |                      |                                    |                    |                   |
|                 | *Jumper Cable Assembly (Brown)        | 17-01057-01          |                                    |                    |                   |
|                 | *Jumper Cable Assembly (Black)        | 17-01057-02          |                                    |                    |                   |
|                 | *Jumper Cable Assembly (Black White)  | 17-01057-03          |                                    |                    |                   |
|                 | *Jumper Assembly                      | 17-01059-01          |                                    |                    |                   |
|                 | *Jumper Assembly                      | 17-01059-02          |                                    |                    |                   |
|                 | *Jumper Assembly                      | 70-20365-02          |                                    |                    |                   |
|                 | *Jumper Assembly                      | 70-20347-3C          |                                    |                    |                   |
|                 | *Jumper Assembly                      | 70-20347-3M          |                                    |                    |                   |
|                 | *Jumper Assembly                      | 70-20346-3A          |                                    |                    |                   |
|                 | *Jumper Assembly                      | 70-20346-3D          |                                    |                    |                   |
|                 | *Jumper Assembly                      | 70-20345-3C          |                                    |                    |                   |
|                 | *Harness Assembly                     | 17-01051-01          |                                    |                    |                   |
|                 | *Harness Assembly. Wire               | 17-01342-01          |                                    |                    |                   |
|                 | *Harness Assembly. Wire               | 17-01211-01          |                                    |                    |                   |
|                 | *Jumper Wire Assembly                 | 70-19888-0K          |                                    |                    |                   |
|                 | ABELS (Not Shown)                     |                      |                                    |                    |                   |
|                 | *Label. "Stability"                   | 36-22062-01          |                                    |                    |                   |
|                 | *Label. "Danger High Voltage"         | 36-10267-00          |                                    |                    |                   |
|                 | *Label. "Designation"                 | 33-25977-01          |                                    |                    |                   |
|                 | *Label. "Operating Voltage"           | 36-21405-01          |                                    | BHDKFM             |                   |
|                 | *Label. "Front End Interconnect 60HZ" | 36-24821-01          |                                    | AGCJEL             |                   |
|                 | *Label. "Front End Interconnect 50HZ" | 36-24821-02          |                                    | BHDKFM             |                   |



8800X-04

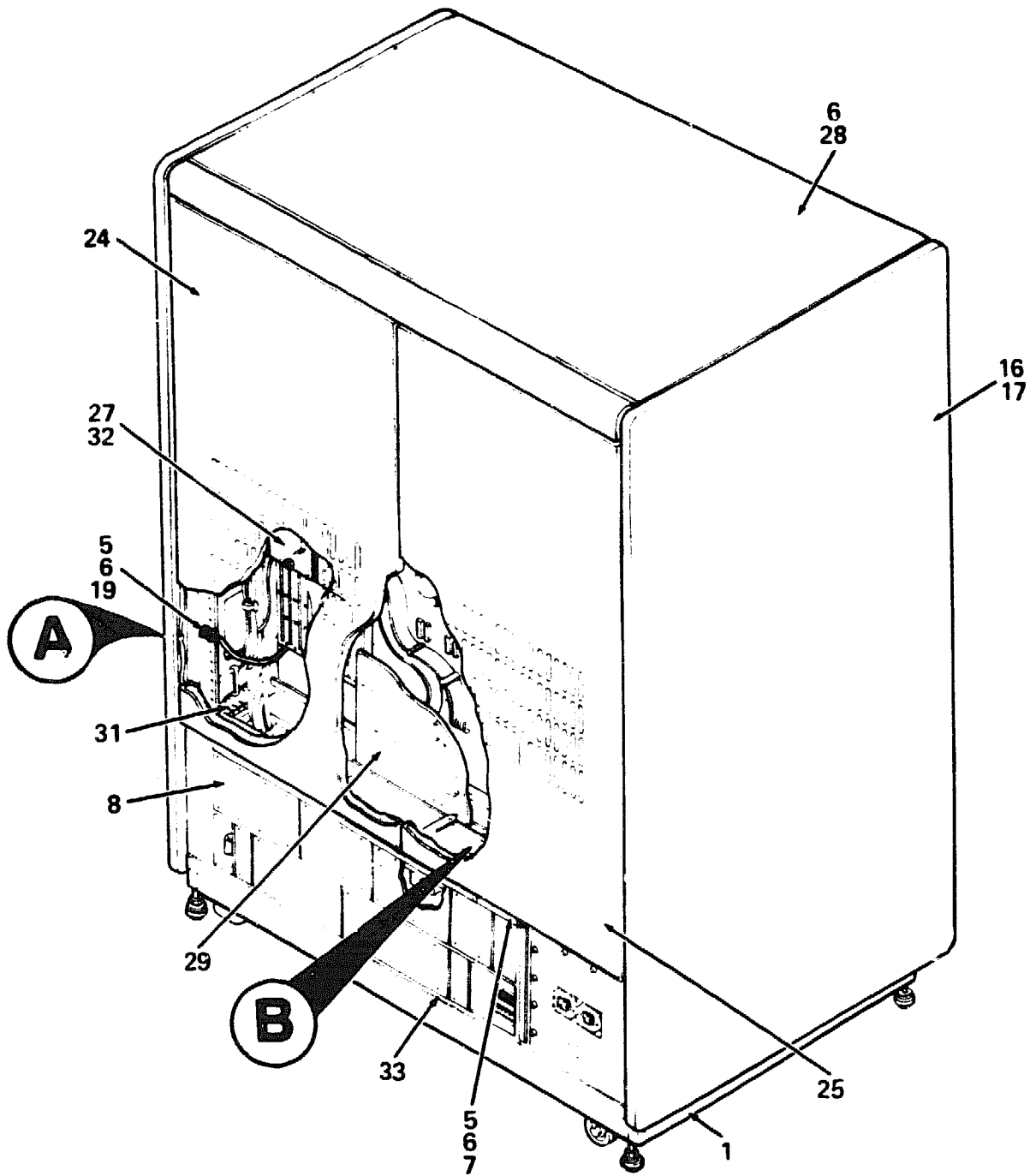
Figure 4. Cabinet Assembly (Dual CPU)

| FIG. & ITEM NO. | DESCRIPTION                               | C<br>DEC<br>PART NO. | ECO<br>CUT-IN<br>87XBA<br>00000 | USED<br>ON<br>CODE | REF<br>FIG<br>NO. |
|-----------------|---|----------------------|---------------------------------|--------------------|-------------------|
| 4-              | CABINET ASSEMBLY (DUAL CPU) (60HZ)        | 87XBA-XA             |                                 | ACE                | 1                 |
|                 | CABINET ASSEMBLY (DUAL CPU) (50HZ)        | 87XBA-XB             |                                 | BDF                | 1                 |
|                 | CABINET ASSEMBLY (DUAL CPU) (60HZ)        | 87XBA-XC             |                                 | GJL                | 1A                |
|                 | CABINET ASSEMBLY (DUAL CPU) (50HZ)        | 87XBA-XD             |                                 | HKM                | 1A                |
| 1               | *CABINET ASSEMBLY (DUAL) (60HZ) (deleted) | 70-22109-01          |                                 | ACE                | 5                 |
|                 | *CABINET ASSEMBLY (DUAL) (50HZ) (added)   | 70-22109-05          | 00002                           | ACE                | 5                 |
|                 | *CABINET ASSEMBLY (DUAL) (60HZ) (deleted) | 70-22109-02          |                                 | BDF                | 5                 |
|                 | *CABINET ASSEMBLY (DUAL) (50HZ) (added)   | 70-22109-06          | 00002                           | ACE                | 5                 |
|                 | *CABINET ASSEMBLY (DUAL) (60HZ) (deleted) | 70-22109-03          |                                 | GJL                | 5                 |
|                 | *CABINET ASSEMBLY (DUAL) (50HZ) (added)   | 70-22109-07          | 00002                           | ACE                | 5                 |
|                 | *CABINET ASSEMBLY (DUAL) (60HZ) (deleted) | 70-22109-04          |                                 | HKM                | 5                 |
|                 | *CABINET ASSEMBLY (DUAL) (50HZ) (added)   | 70-22109-08          | 00002                           | ACE                | 5                 |
| 2               | *EMM Assembly, H7188                      | H7188-AB             |                                 |                    |                   |
| 3               | *Power Supply, H7180 5 @ 200A Module      | H7180-A              |                                 |                    |                   |
| 4               | *Power Supply, H7187 + -2.5V Module       | H7187-A              |                                 |                    |                   |
| 5               | *Power Supply, H7186 + -5V @ 85A Module   | H7186-A              |                                 |                    |                   |
| 6               | *Power Module, H7189 BIP                  | H7189-A              |                                 |                    |                   |
| 7               | *Module Set, CPU W/ Memory Controller     | KA88-AA              |                                 |                    |                   |
|                 | *Module Set, CPU W/O Memory Controller    | KA88-AB              |                                 | G-M                |                   |
|                 | MODULES (Not Shown)                       |                      |                                 |                    |                   |
|                 | *Module Kit, BI Channel                   | DB88-AA              |                                 |                    |                   |
|                 | *Module, 4 MB Memory (deleted)            | MS88-AA              | 00001                           |                    |                   |
|                 | *Module, NMI Load                         | F1013-00             |                                 |                    |                   |
|                 | CABLES (Not Shown)                        |                      |                                 |                    |                   |
|                 | *Power Cord                               | 17-00442-17          |                                 |                    |                   |
|                 | *Harness Assembly, Wire                   | 17-01198-01          |                                 |                    |                   |
|                 | KEY (Not Shown)                           |                      |                                 |                    |                   |
|                 | *Key, Cabinet Door (Not Shown)            | 12-26339-01          |                                 |                    |                   |



8800X-05

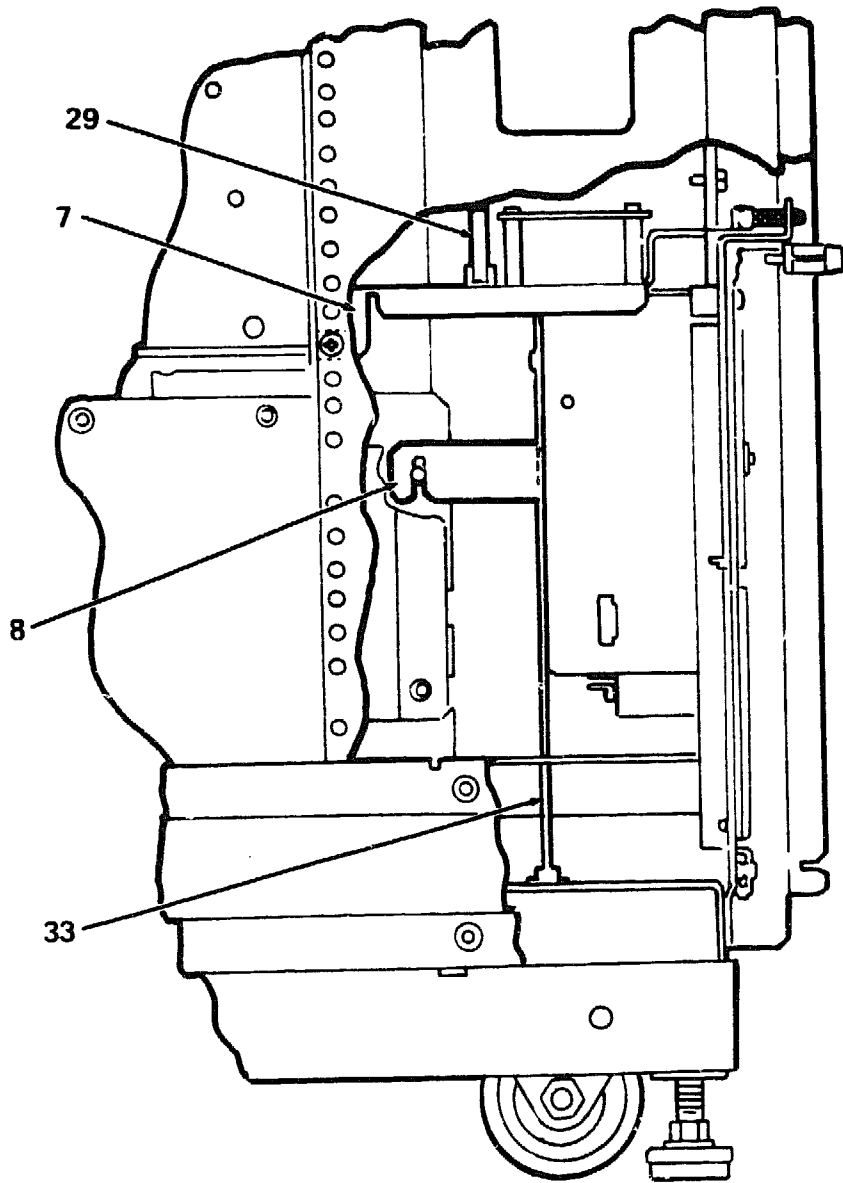
Figure 5. Cabinet Assembly (Sheet 1 of 4)



REAR VIEW

8800X-05A

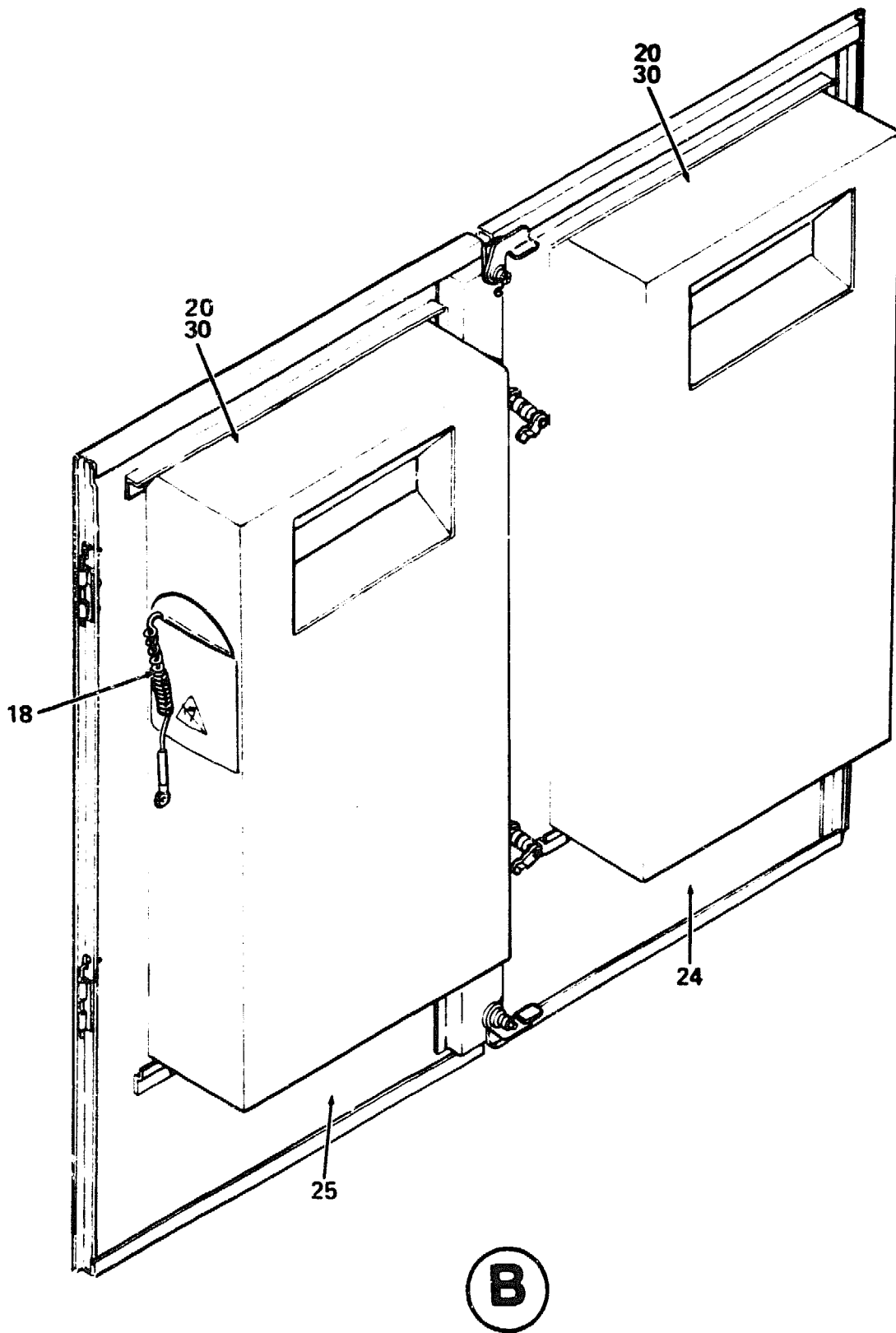
Figure 5 Cabinet Assembly (Sheet 2 of 4)



A

8800X-05B

Figure 5. Cabinet Assembly (Sheet 3 of 4)

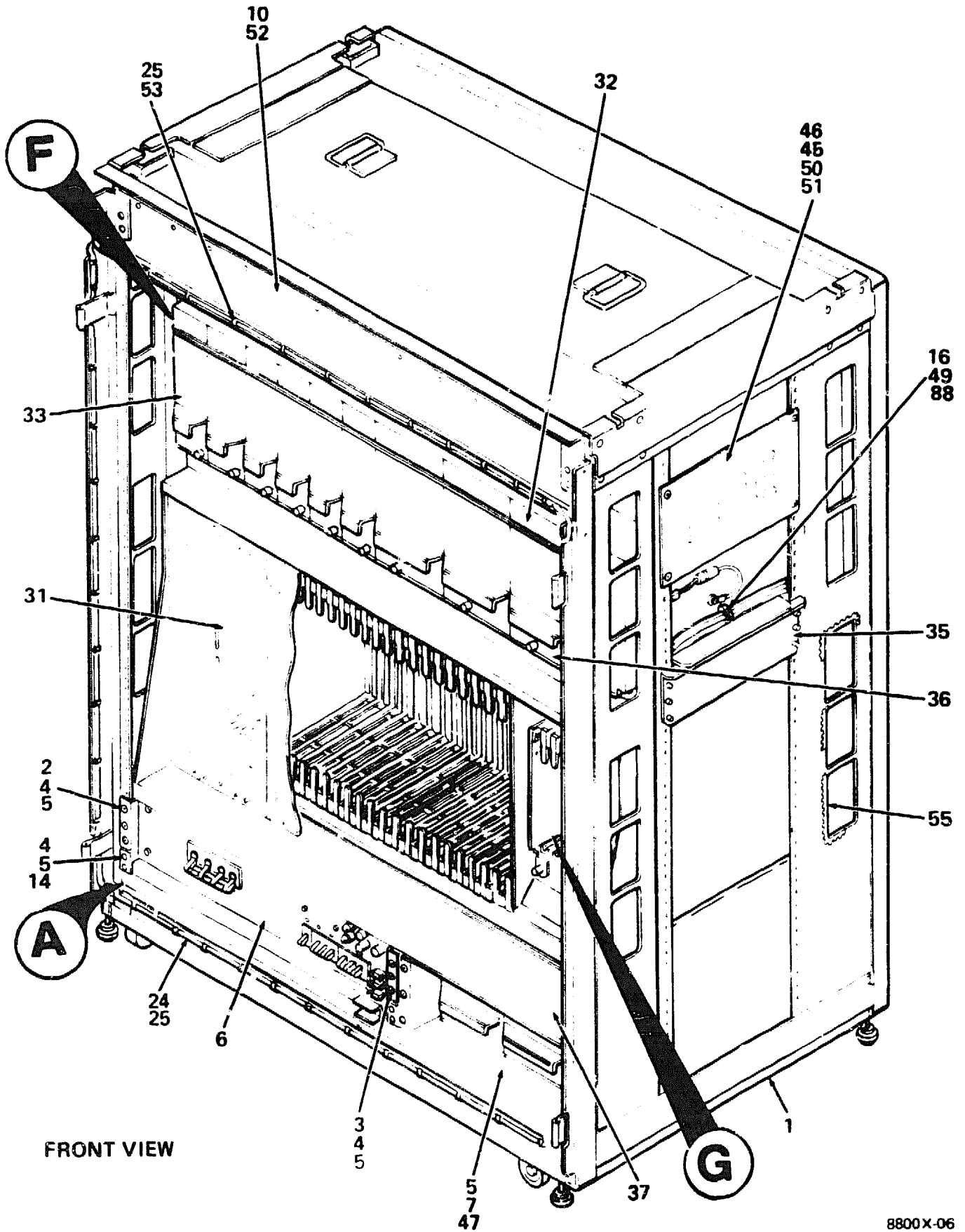


8800X-05C

Figure 5. Cabinet Assembly (Sheet 4 of 4)

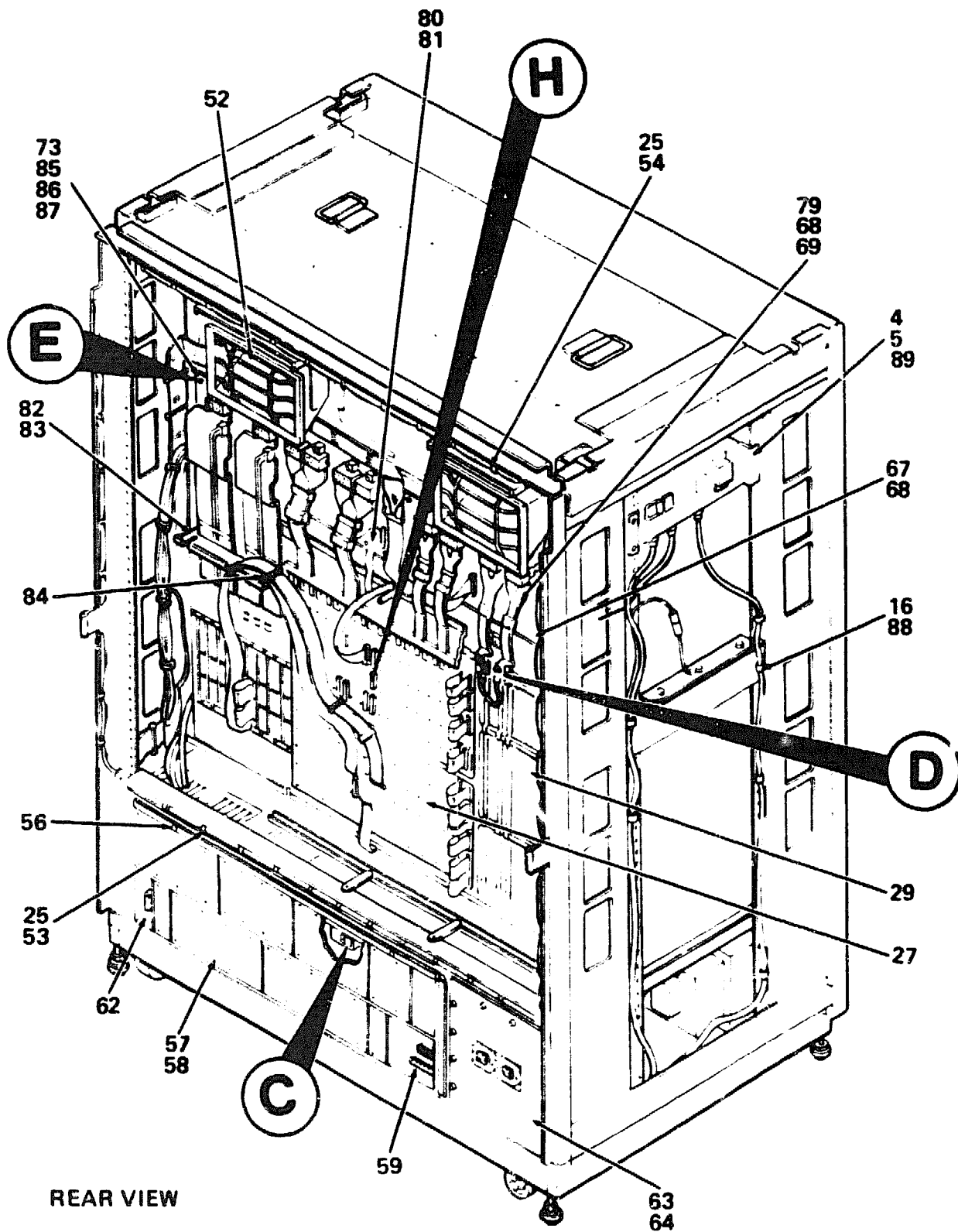
| FIG. & ITEM NO. | DESCRIPTION                                   | E<br>DEC<br>PART NO. | ECO<br>CUT-IN<br>70-22109<br>00000 | USED<br>ON<br>CODE | REF<br>FIG<br>NO. |
|-----------------|---|----------------------|------------------------------------|--------------------|-------------------|
| 5-              | CABINET ASSEMBLY (DUAL) (60HZ) (deleted)      | 70-22109-01          |                                    | ACE                | 4                 |
|                 | CABINET ASSEMBLY (DUAL) (60HZ) (added)        | 70-22109-05          | 00002                              | ACE                | 4                 |
|                 | CABINET ASSEMBLY (DUAL) (50HZ) (deleted)      | 70-22109-02          |                                    | BDF                | 4                 |
|                 | CABINET ASSEMBLY (DUAL) (50HZ) (added)        | 70-22109-06          | 00002                              | BDF                | 4                 |
|                 | CABINET ASSEMBLY (DUAL) (60HZ) (deleted)      | 70-22109-03          |                                    | GJL                | 4                 |
|                 | CABINET ASSEMBLY (DUAL) (60HZ) (added)        | 70-22109-07          | 00002                              | GJL                | 4                 |
|                 | CABINET ASSEMBLY (DUAL) (50HZ) (deleted)      | 70-22109-04          |                                    | HKM                | 4                 |
|                 | CABINET ASSEMBLY (DUAL) (50HZ) (added)        | 70-22109-08          | 00002                              | HKM                | 4                 |
| 1               | *CABINET ASSEMBLY (MPS-B+22) (60HZ) (deleted) | 70-22108-04          |                                    | ACEGJL             | 6                 |
|                 | *CABINET ASSEMBLY (MPS-B+22) (60HZ) (added)   | 70-22108-09          | 00002                              | ACEGJL             | 6                 |
|                 | *CABINET ASSEMBLY (MPS-B+22) (50HZ) (deleted) | 70-22108-08          |                                    | BDFHKM             | 6                 |
|                 | *CABINET ASSEMBLY (MPS-B+22) (50HZ) (added)   | 70-22108-10          | 00002                              | BDFHKM             | 6                 |
| 2               | * Power Assembly, Control & Start-up          | H7060-A              |                                    |                    |                   |
| 3               | *Translator Assembly, N Box                   | H7062-A              |                                    |                    |                   |
| 4               | *AC INPUT ASSEMBLY (Old Design)               | H7170-A              |                                    |                    | 21                |
| 4A              | *AC INPUT ASSEMBLY (New Design)               | H7170-A              |                                    |                    | 21A               |
| 5               | *Nut, Retainer No. 10-32                      | 90-07786-00          |                                    |                    |                   |
| 6               | *Screw, Sems Hex Hd No. 10-32 x 1 2           | 90-09988-05          |                                    |                    |                   |
| 7               | *Chassis Baffle Assembly                      | 70-22540-01          |                                    |                    |                   |
| 8               | *Shield, Panel                                | 74-31753-01          |                                    |                    |                   |
| 9               | *Module Assembly, Small Blank                 | 70-21639-01          |                                    |                    |                   |
| 10              | *Module Assembly, Filler                      | 70-21705-01          |                                    |                    |                   |
| 11              | *Module Assembly, Blank                       | 70-14103-00          |                                    |                    |                   |
| 12              | *Module Assembly, Filler                      | 70-23091-01          |                                    |                    |                   |
| 13              | *Panel, Filler                                | 74-31089-01          |                                    |                    |                   |
| 14              | *Screw, Sems Phi Hd No. 8-32 x 5 8            | 90-00049-16          |                                    |                    |                   |
| 15              | *Module, Interface Logic                      | H7061-A              |                                    |                    |                   |
| 16              | *Panel Assembly, End                          | 70-19485-00          |                                    |                    |                   |
| 17              | *Nut, Hex No. 1 4-20                          | 90-08203-00          |                                    |                    |                   |
| 18              | *Cable Assembly                               | 12-24023-01          |                                    |                    |                   |
| 19              | *Washer, Flat                                 | 90-06664-00          |                                    |                    |                   |
| 20              | *Nut, Kep 10-32                               | 90-06565-00          |                                    |                    |                   |
| 21              | *Panel Assembly, Kick                         | 70-21704-01          |                                    |                    |                   |
| 22              | *DOOR ASSEMBLY, FRONT (LH)                    | 70-22144-01          |                                    |                    | 7                 |
| 23              | *DOOR ASSEMBLY, FRONT (RH)                    | 70-22143-01          |                                    |                    | 8                 |
| 24              | *DOOR ASSEMBLY, REAR (LH)                     | 70-21664-01          |                                    |                    | 10                |
| 25              | *DOOR ASSEMBLY, REAR (RH)                     | 70-21663-01          |                                    |                    | 9                 |
| 26              | *Logo Panel Assembly (deleted)                | 70-22896-02          |                                    |                    |                   |
|                 | *Logo Panel, 8700, 8800 (added)               | 70-24735-01          | 00004                              |                    |                   |
| 27              | *Screw, Phi Flat Hd No. 10-32 x 1 2           | 90-06073-02          |                                    |                    |                   |
| 28              | *Cover Assembly, Top                          | 70-19498-04          |                                    |                    |                   |
| 29              | *Shield, Backplane                            | 74-31744-01          |                                    |                    |                   |
| 30              | *Muffler, Air Moving                          | 12-22708-01          |                                    |                    |                   |
| 31              | *Pad, Foam                                    | 12-25961-01          |                                    |                    |                   |
| 32              | *Cover, BI Shield                             | 74-32215-01          |                                    |                    |                   |
| 33              | *Guide, Shield                                | 74-32462-01          |                                    |                    |                   |

| FIG. &<br>ITEM<br>NO. | DESCRIPTION   | E<br>DEC<br>PART NO.  | ECO<br>CUT-IN<br>70-22109<br>0000  | USED<br>ON<br>CODE | REF<br>FIG<br>NO. |
|-----------------------|---|---|--|--------------------|-------------------|
| 5-<br>34              | *Logo Number "1" (added)<br>*Logo Number "4" (added)<br>*Logo Number "7" (added)<br>*Logo Number "8" (added)<br>*Logo Number "9" (added)<br>*Logo Number "0" (added)<br><br>LABELS (Not Shown)<br><br>*Label. "Caution"<br>*Label. "Cable Routing"<br>*Label. "Cable Table"<br>*Label. "Cable Back-up"<br>*Label. "Warning 300V"<br>*Label. "Danger High Currents"<br>*Label. "Cabinet Usage" | 74-35772-01<br>74-35772-04<br>74-35772-07<br>74-35772-08<br>74-35772-09<br>74-35772-10<br><br><br><br><br><br><br>36-25979-01<br>36-24217-01<br>36-24218-01<br>36-24218-02<br>36-24216-02<br>36-23543-01<br>36-26180-02 | 00004<br>00004<br>00004<br>00004<br>00004<br>00004<br><br><br><br><br><br><br> |                    |                   |



8800X-06

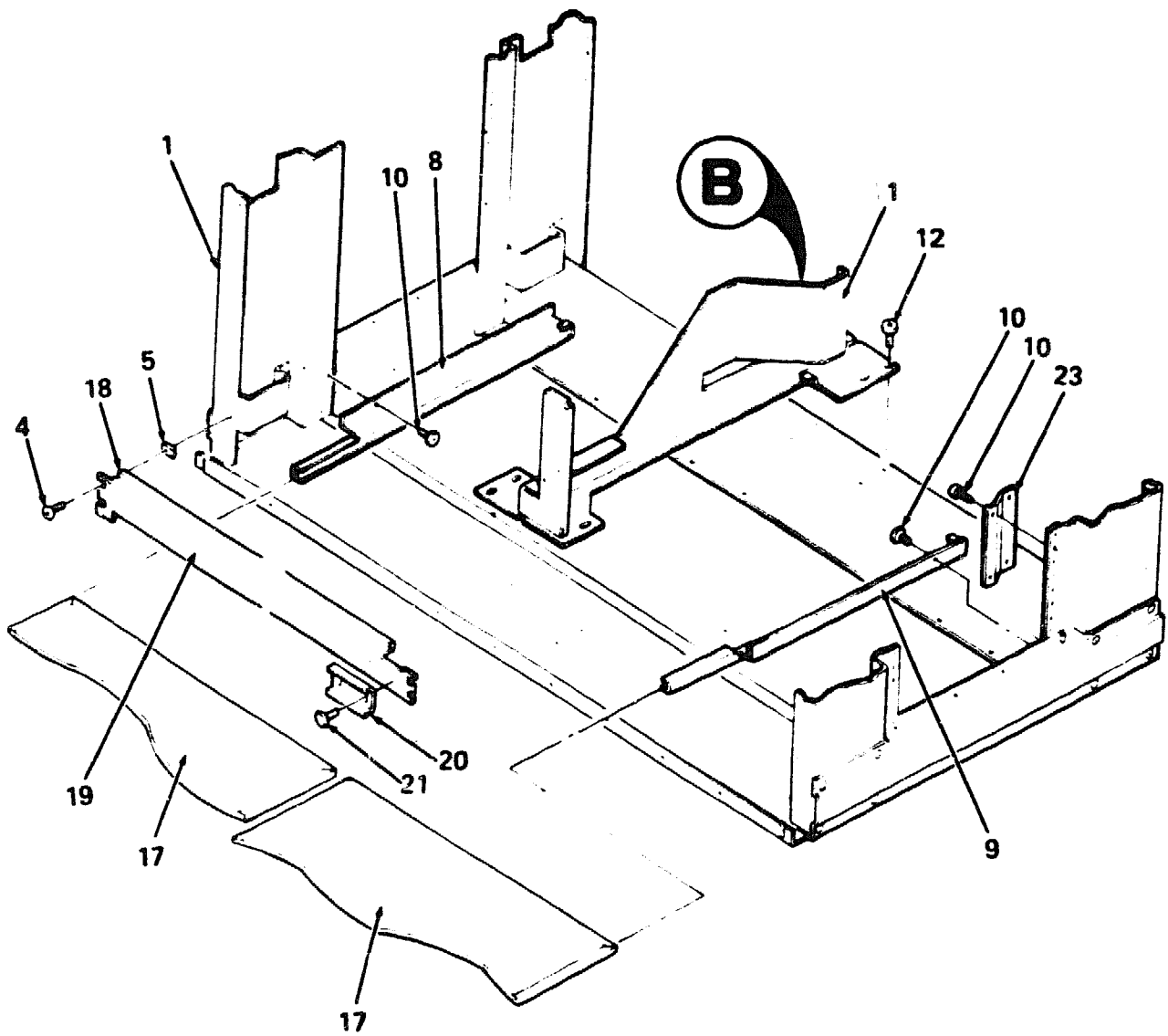
Figure 6. Cabinet Assembly (Sheet 1 of 8)



REAR VIEW

8300X-06A

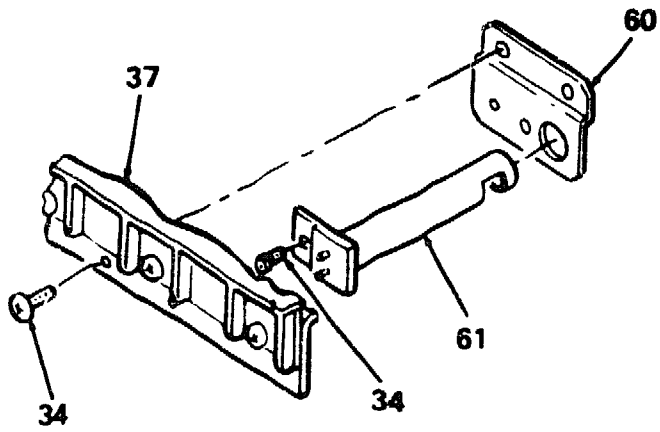
Figure 6. Cabinet Assembly (Sheet 2 of 8)



**A**

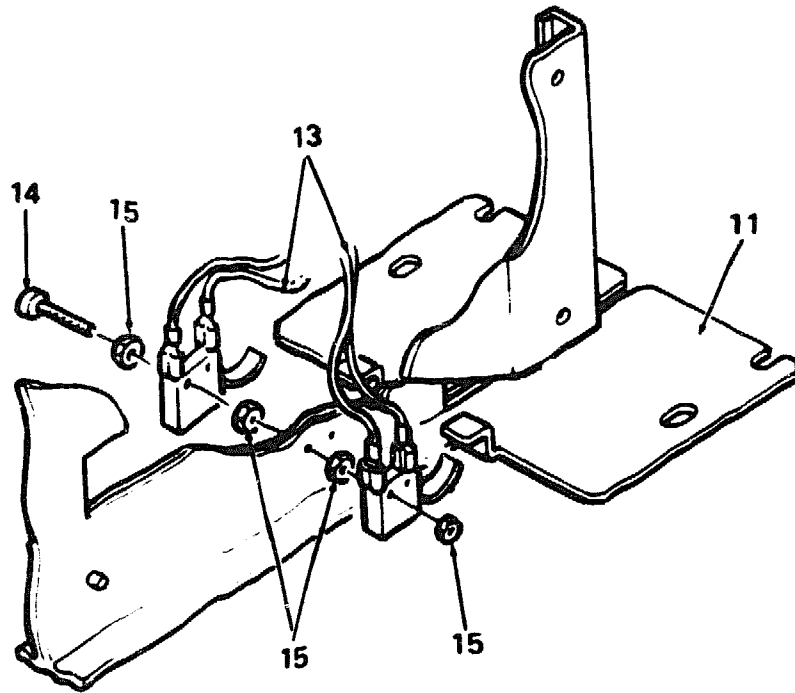
8800X-06B

Figure 6. Cabinet Assembly (Sheet 3 of 8)



(C)

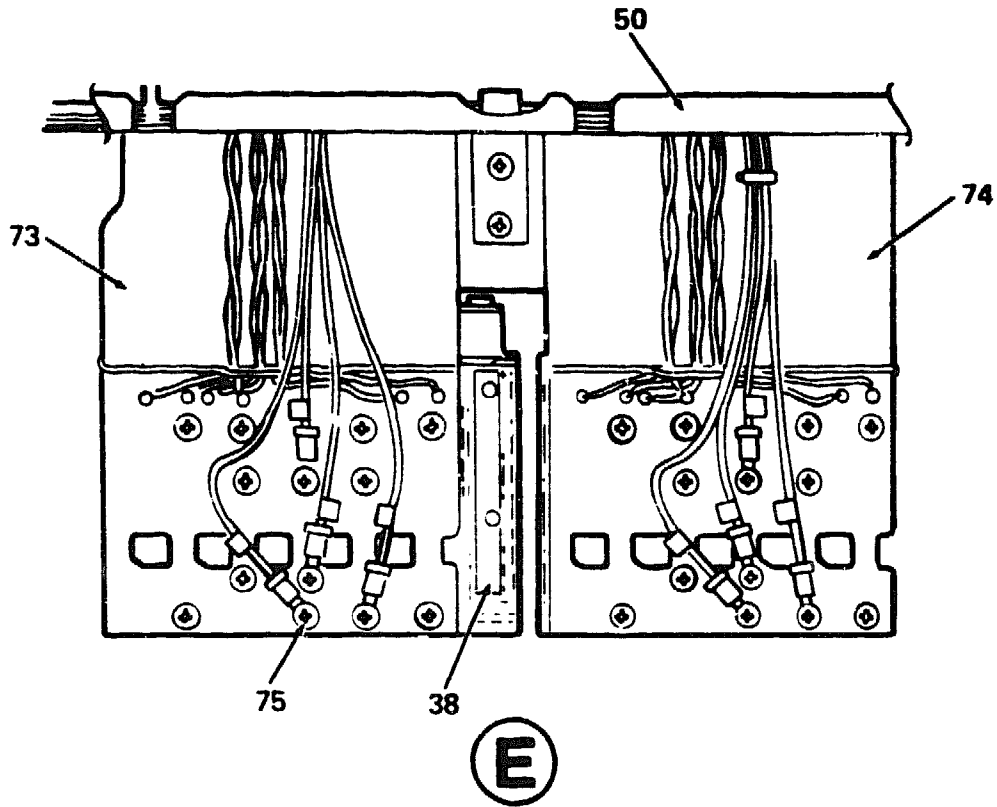
8800X-06D



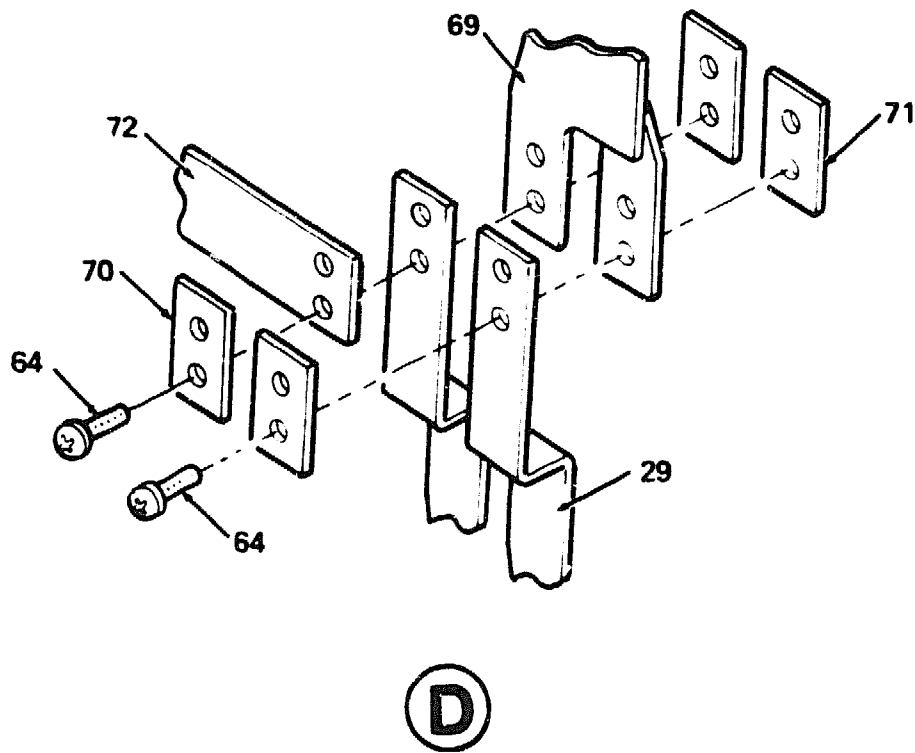
(B)

8800X-06C

Figure 6 Cabinet Assembly (Sheet 4 of 8)

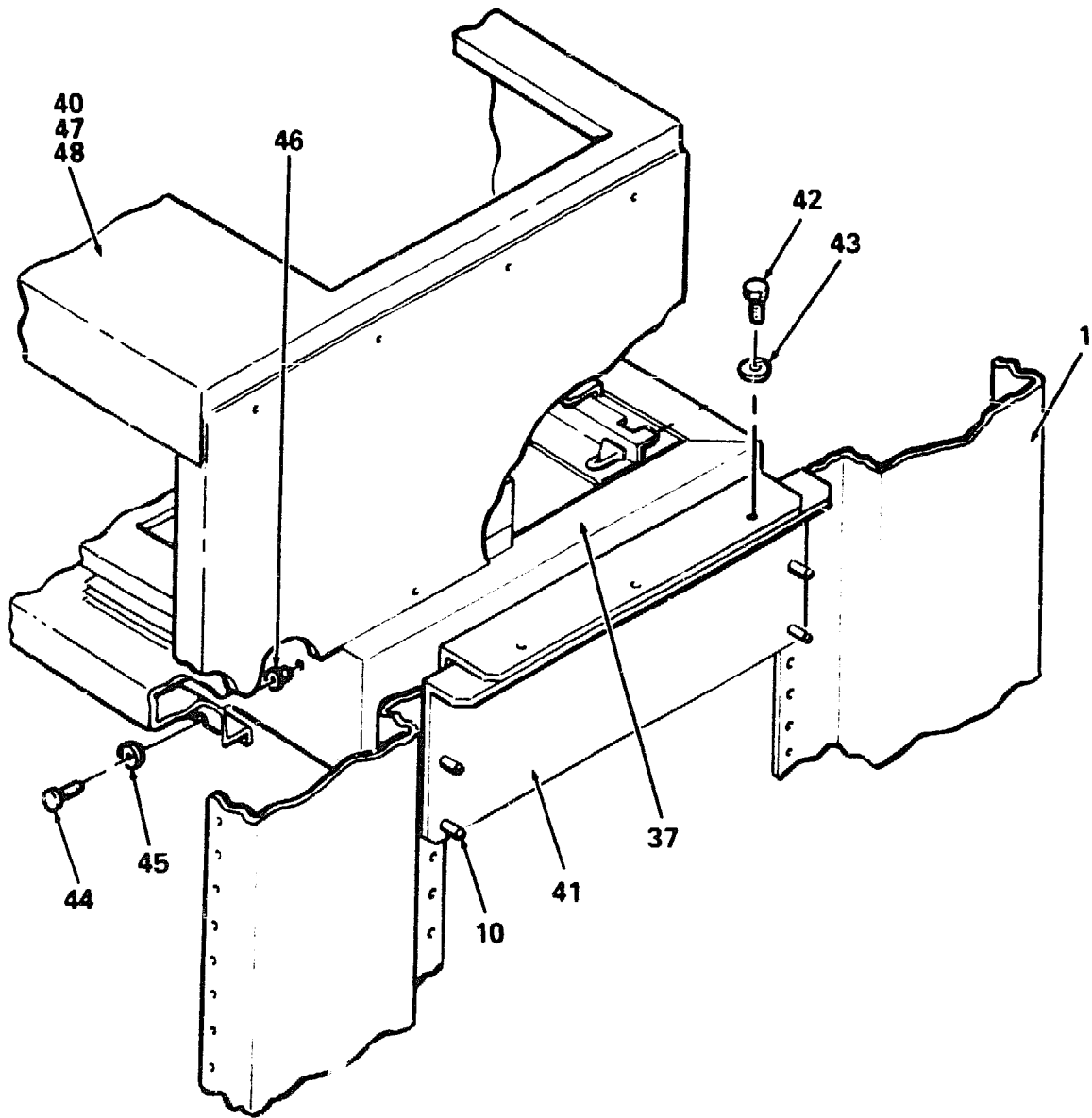


8800X-06F



8800X-06E

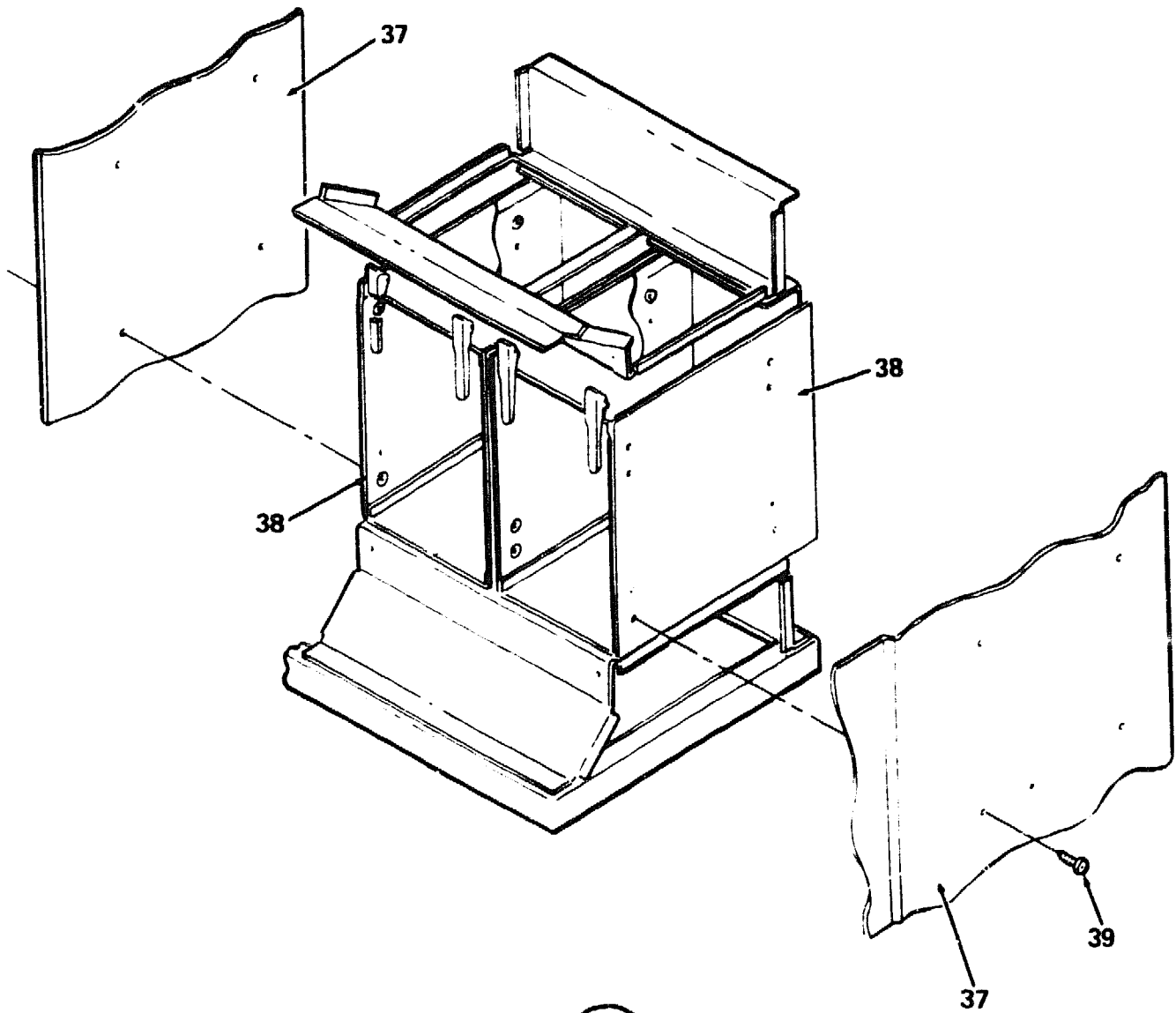
Figure 6. Cabinet Assembly (Sheet 5 of 8)



F

8800X-06G

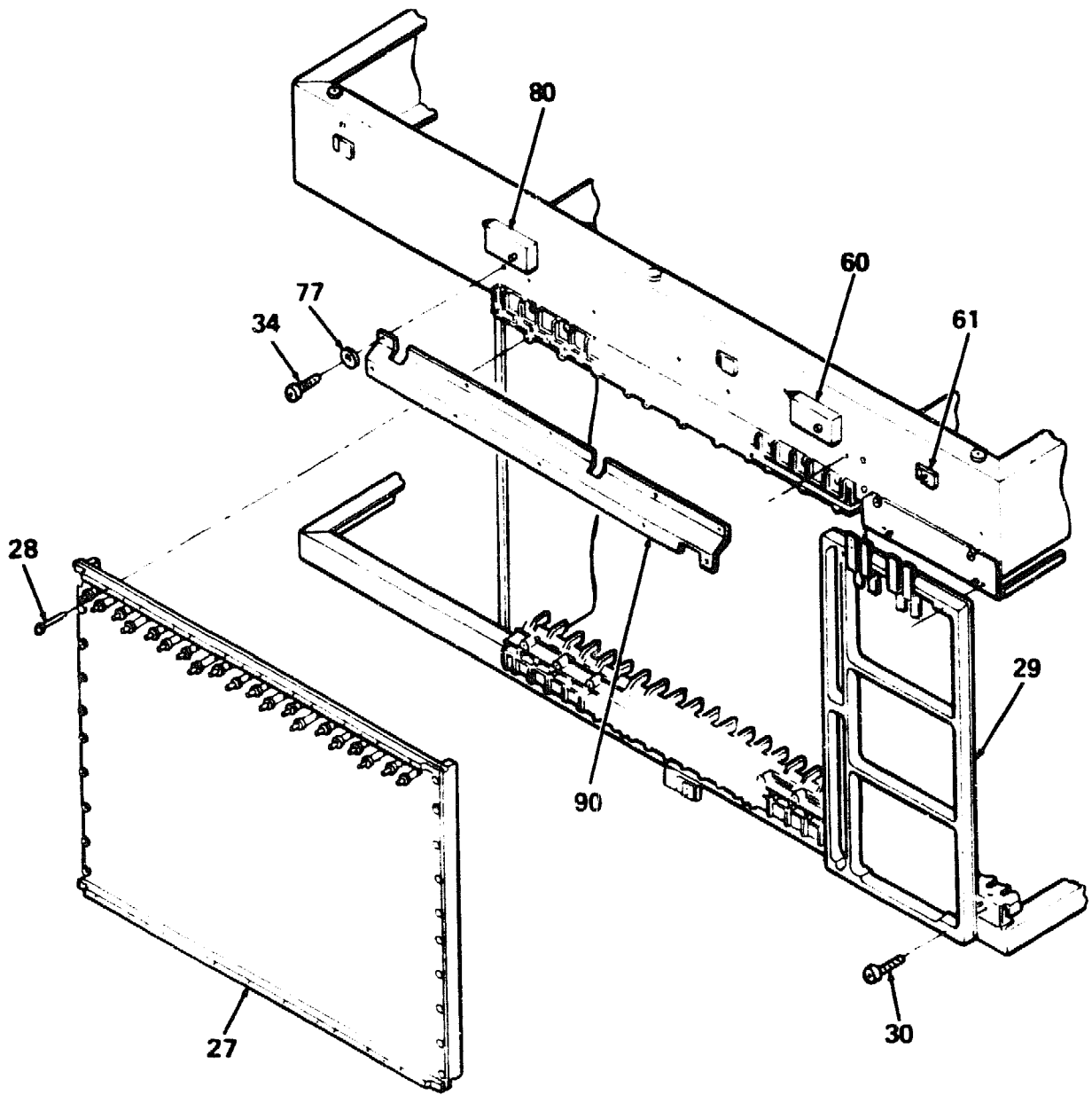
Figure 6 Cabinet Assembly (Sheet 6 of 8)



**G**

8800X-06H

Figure 6. Cabinet Assembly (Sheet 7 of 8)



(H)

8800X-06J

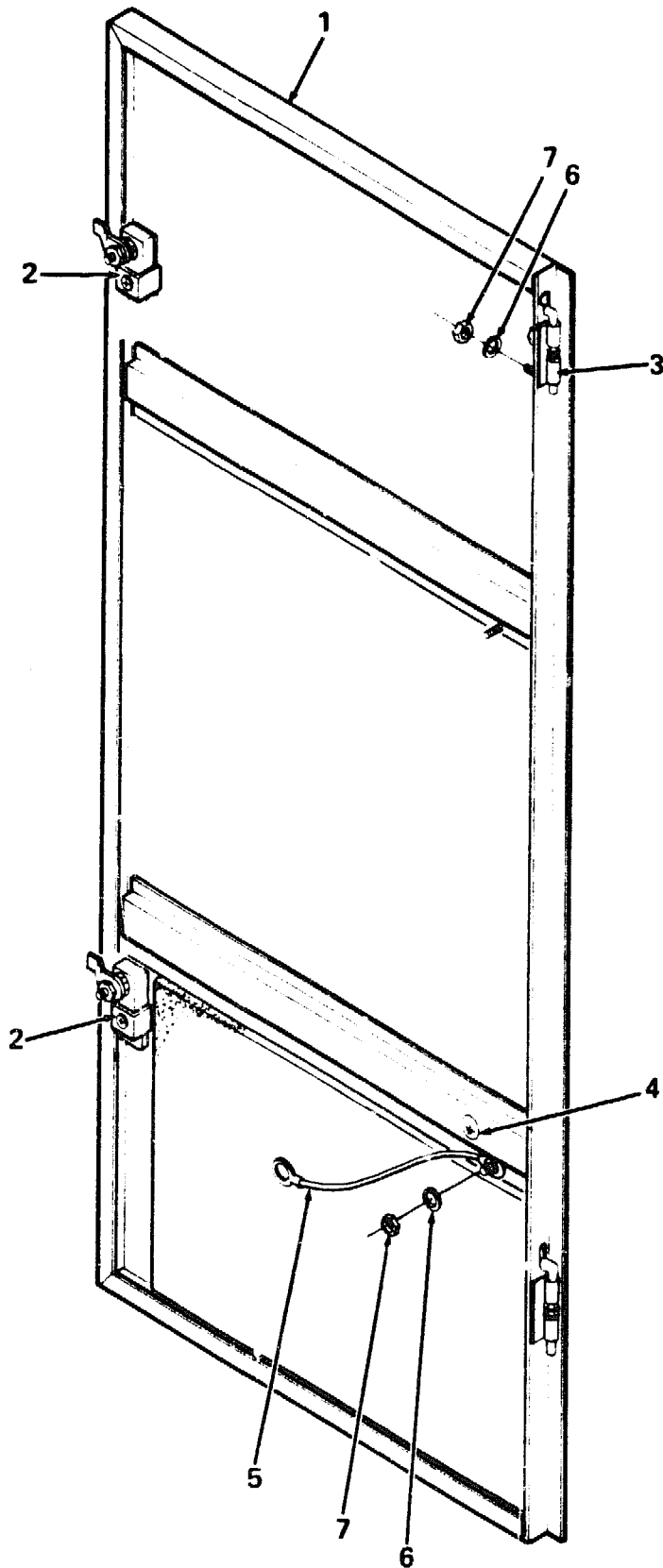
Figure 6 Cabinet Assembly (Sheet 8 of 8)

| FIG. & ITEM NO. | DESCRIPTION  | C<br>DEC<br>PART NO. | ECO<br>CUT-IN<br>70-22108<br>00000 | USED<br>ON<br>CODE | REF<br>FIG<br>NO |
|-----------------|--|----------------------|------------------------------------|--------------------|------------------|
| 6-              | CABINET ASSEMBLY (60HZ) (deleted)                      | 70-22108-04          |                                    | ACEGJL             | 5                |
|                 | CABINET ASSEMBLY (60HZ) (added)                        | 70-22108-09          | 00002                              | ACEGJL             | 5                |
|                 | CABINET ASSEMBLY (50HZ) (deleted)                      | 70-22108-08          |                                    | BDFHKM             | 5                |
|                 | CABINET ASSEMBLY (50HZ) (added)                        | 70-22108-10          | 00002                              | BDFHKM             | 5                |
| 1               | *FRAME ASSEMBLY, DOUBLE BAY                            | 70-21646-01          |                                    |                    | 15               |
| 2               | *Bracket, Power Controller (LH)                        | 74-31386-02          |                                    |                    |                  |
| 3               | *Bracket, Power Controller (RH)                        | 74-31386-01          |                                    |                    |                  |
| 4               | *Screw, Sems Truss Hd No. 10-32 x 1 2                  | 90-09700-00          |                                    |                    |                  |
| 5               | *Nut, Retaining No. 10-32                              | 90-07786-00          |                                    |                    |                  |
| 6               | *POWER CONTROLLER, 120 208V, 30A                       | 876-A                |                                    |                    | 11               |
| 7               | *CHASSIS ASSEMBLY                                      | 70-22153-02          |                                    |                    | 12               |
| 8               | *Bracket, Filter Slide (LH)                            | 74-31117-01          |                                    |                    |                  |
| 9               | *Bracket, Filter Slide (RH)                            | 74-31117-02          |                                    |                    |                  |
| 10              | *Rivet   | 90-00030-21          |                                    |                    |                  |
| 11              | *Bracket Assembly, Filter                              | 70-22155-01          |                                    |                    |                  |
| 12              | *Screw, Phi Truss Hd No. 1 4-20 x 1 2                  | 90-10642-01          |                                    |                    |                  |
| 13              | *Harness Assembly, Wire                                | 17-00765-01          |                                    |                    |                  |
| 14              | *Screw, Phi Pan Hd No. 2-56 x 1.00                     | 90-06007-01          |                                    |                    |                  |
| 15              | *Nut, Hex No. 2-56                                     | 90-06555-00          |                                    |                    |                  |
| 16              | *Mount, Cable Tie                                      | 90-07867-00          |                                    |                    |                  |
| 17              | *Filter, Air   | 12-23034-01          |                                    |                    |                  |
| 18              | *Foam  | 90-09544-00          |                                    |                    |                  |
| 19              | *Panel, Front  | 74-31116-01          |                                    |                    |                  |
| 20              | *Bracket, Filter Lock                                  | 74-31115-01          |                                    |                    |                  |
| 21              | *Fastner, Triangle Crown Panel                         | 90-10564-01          |                                    |                    |                  |
| 22              | *Washer, Split Lock No. 2-56                           | 90-06686-00          |                                    |                    |                  |
| 23              | *Bracket, Front Mounting                               | 74-31114-01          |                                    |                    |                  |
| 24              | *Gasket Assembly                                       | 70-19605-20          |                                    |                    |                  |
| 25              | *Clip, Nylon Gasket                                    | 12-21535-01          |                                    |                    |                  |
| 26              | *Nut, Kep No. 4-40 (deleted)                           | 90-06557-00          |                                    |                    |                  |
|                 | *Spacer, Hex No. 4-40 (added)                          | 90-08496-00          | 00001                              |                    |                  |
| 27              | *Backplane Assembly, CPU                               | 70-21696-02          |                                    |                    |                  |
| 28              | *Screw, Plastic Phi Pan Hd No. 6-32 x 3/8<br>(deleted) | 90-09800-23          |                                    |                    |                  |
|                 | *Screw, Self-Tap Phi Hd No. 6 x 1.00 (added)           | 90-09800-18          | 00002                              |                    |                  |
| 29              | *Backplane Assembly, Memory                            | 70-21701-01          |                                    |                    |                  |
| 30              | *Screw, Sems Phi Pan Hd No. 8-32 x 3/8<br>(deleted)    | 90-10174-02          |                                    |                    |                  |
|                 | *Screw, Self-Tap Phi Hd No. 8 x 1.00 (added)           | 90-00062-33          | 00002                              |                    |                  |
| 31              | *Door, Card Cage                                       | 74-30603-01          |                                    |                    |                  |
|                 | *Door, Card Cage                                       | 74-30603-02          |                                    |                    |                  |
| 32              | *Module, Backplane Power (H7189,H7180)                 | 54-16157-02          |                                    |                    |                  |
| 33              | *Module, Backplane Power (H7186,H7187,H7188)           | 54-16159-02          |                                    |                    |                  |
| 34              | *Screw, Sems Phi Pan Hd No. 8-32 x 1 2                 | 90 09545-01          |                                    |                    |                  |
| 35              | *Bracket, Housing                                      | 74-26802-01          |                                    |                    |                  |

| FIG. & ITEM NO. | DESCRIPTION                                 | C<br>DEC PART NO. | ECO CUT-IN<br>70-22108<br>00000 | USED ON CODE | REF FIG NO. |
|-----------------|---|-------------------|---------------------------------|--------------|-------------|
| 36              | *Card Edge                                  | 12-17567-00       |                                 |              |             |
| 37              | *CAGE ASSEMBLY, LOGIC CARD                  | 70-22191-01       |                                 |              | 13          |
| 38              | *CAGE ASSEMBLY, CARD(deleted)               | H9400-AA          |                                 | ACEGJL       | 19          |
|                 | *CAGE ASSEMBLY, CARD(added)                 | H9400-AG          | 00002                           | ACEGJL       | 19          |
|                 | *CAGE ASSEMBLY, CARD(deleted)               | H9400-AB          |                                 | BDFHKM       | 19          |
|                 | *CAGE ASSEMBLY, CARD(added)                 | H9400-AH          | 00002                           | BDFHKM       | 19          |
| 39              | *Screw, Sems Phi Pan Hd No. 10-32 x 3/8     | 90-09228-10       |                                 |              |             |
| 40              | *CAGE ASSEMBLY, POWER SUPPLY                | 70-21676-01       |                                 |              | 18          |
| 41              | *Bracket, Cage Frame Mounting               | 74-30798-01       |                                 |              |             |
| 42              | *Screw, Hex Hd No. 1/4-20 x 3/4             | 90-06243-09       |                                 |              |             |
| 43              | *Washer, Split Lock No. 1/4                 | 90-07797-00       |                                 |              |             |
| 44              | *Screw, Sems Phi Pan Hd No. 6-32 x 5/8      | 90-10109-00       |                                 |              |             |
| 45              | *Washer, Flat No. 6                         | 90-06659-00       |                                 |              |             |
| 46              | *Nut, Well No. 6-32                         | 90-10115-00       |                                 |              |             |
| 47              | *Screw, Phi Pan Hd No. 10-32 x 7/16         | 90-06072-01       |                                 |              |             |
| 48              | Nut, Kep No. 10-32                          | 90-06565-00       |                                 |              |             |
| 49              | *Grommet (deleted)                          | 90-09817-04       | 00001                           |              |             |
| 50              | *Mounting Plate Assembly                    | 70-23417-01       |                                 |              |             |
| 51              | *Standoff, No. 10-32                        | 90-08841-01       |                                 |              |             |
| 52              | *Blower, 1450CFM, 208V                      | 12-22307-01       |                                 | ACEGJL       |             |
|                 | *Blower, 1450CFM, 208V                      | 12-22307-07       |                                 | BDFH<br>KM   |             |
| 53              | *Gasket Assembly                            | 70-19605-23       |                                 |              |             |
| 54              | *Gasket Assembly                            | 70-19605-19       |                                 |              |             |
| 55              | *Grommet (deleted)                          | 90-07036-00       |                                 |              |             |
|                 | *Grommet (added)                            | 12-25469-01       | 00001                           |              |             |
| 56              | *Bumper, Door Stop                          | 12-23079-02       |                                 |              |             |
| 57              | *Bulkhead Assembly                          | 70-22161-01       |                                 |              |             |
| 58              | *Rivet                                      | 90-10359-02       |                                 |              |             |
| 59              | *PANEL ASSEMBLY, CONSOLE DISTRIBUTION       | 70-21700-01       |                                 |              | 16          |
| 60              | *Bracket, Sensor                            | 74-30763-01       |                                 |              |             |
| 61              | *Thermistor, Temperature                    | 12-19526-01       |                                 |              |             |
| 62              | *Panel Assembly, Ethernet                   | 70-22904-01       |                                 |              |             |
| 63              | *POWER OUTLET ASSEMBLY, CONSOLE             | 70-22532-02       |                                 |              | 14          |
| 64              | *Screw, Sems Phi Pan Hd No. 6-32 x 5/16     | 90-09701-00       |                                 |              |             |
| 65              | *Standoff, Hex No. 8-32                     | 90-00001-34       |                                 |              |             |
| 66              | *Screw, Phi Truss Hd No. 8-32 x 5/8         | 90-06040-03       |                                 |              |             |
| 67              | *Cable Assembly, Multilayer Bus             | 17-00664-01       |                                 |              |             |
| 68              | *Screw, Phi Pan Hd No. 6-32 x 1/2 (deleted) | 90-06024-01       |                                 |              |             |
|                 | *Screw, Phi Pan Hd No. 6-32 x 5/8 (added)   | 90-06025-01       | 00002                           |              |             |
| 69              | *Cable Assembly, Wire Buss                  | 17-00663-01       |                                 |              |             |
| 70              | *Plate, Strap                               | 74-30607-01       |                                 |              |             |

| FIG. & ITEM NO. | DESCRIPTION   | C<br>DEC PART NO. | ECO CUT-IN<br>70-22108<br>00000 | USED ON CODE | REF FIG NO. |
|-----------------|---|-------------------|---------------------------------|--------------|-------------|
| 71              | *Plate, Strap W/Insert                              | 74-30607-02       |                                 |              |             |
| 72              | *Cable Assembly, Power Buss                         | 17-00659-01       |                                 |              |             |
| 73              | *Flex Assembly, BI-0                                | 70-22894-01       |                                 |              |             |
| 74              | *Flex Assembly, BI-1                                | 70-22893-01       |                                 |              |             |
| 75              | *Screw, Sems Phi Pan Hd No. 6-32 x 1.4              | 90-10174-00       |                                 |              |             |
| 76              | *Screw, Sems Phi Pan Hd No. 6-32 x 3.8<br>(deleted) | 90-09984-00       |                                 |              |             |
|                 | *Screw, Self-Tap Phi Hd No. 6 x 1.2 (added)         | 90-00063-13       | 00002                           |              |             |
| 77              | *Washer, Flat                                       | 90-06664-00       |                                 |              |             |
| 78              | *Washer, Flat                                       | 90-06662-00       |                                 |              |             |
| 79              | *Screw, Sems Phi Pan Hd No. 8-32 x 1.2<br>(deleted) | 90-09984-11       |                                 |              |             |
|                 | *Screw, Self-Tap Phi Hd No. 8 x 1.2 (added)         | 90-00063-24       | 00002                           |              |             |
| 80              | *Sensor, Air Flow W LED                             | 12-22805-02       |                                 |              |             |
| 81              | *Screw, Phi Flat Hd No. 8-32 x 3.8                  | 90-06037-02       |                                 |              |             |
| 82              | *Bracket, Cable                                     | 74-31527-01       |                                 |              |             |
| 83              | *Screw, Sems Phi Pan Hd No. 8-32 x 1.4              | 90-09642-00       | 00002                           |              |             |
| 84              | *Clip, Cable (deleted)                              | 12-18912-05       |                                 |              |             |
|                 | *Tie, Cable (added)                                 | 90-07032-00       | 00001                           |              |             |
| 85              | *Standoff, Hex No. 6-32                             | 90-00001-40       |                                 |              |             |
| 86              | *Washer, Flat                                       | 12-20317-02       |                                 |              |             |
| 87              | *Standoff, Hex                                      | 90-00001-42       |                                 |              |             |
| 88              | *Tie, Cable   | 90-07880-00       |                                 |              |             |
| 89              | *BOX ASSEMBLY, AC DISTRIBUTION                      | 70-19899-01       |                                 |              | 17          |
| 90              | *Bracket, Buss Bar                                  | 74-32236-01       |                                 |              |             |

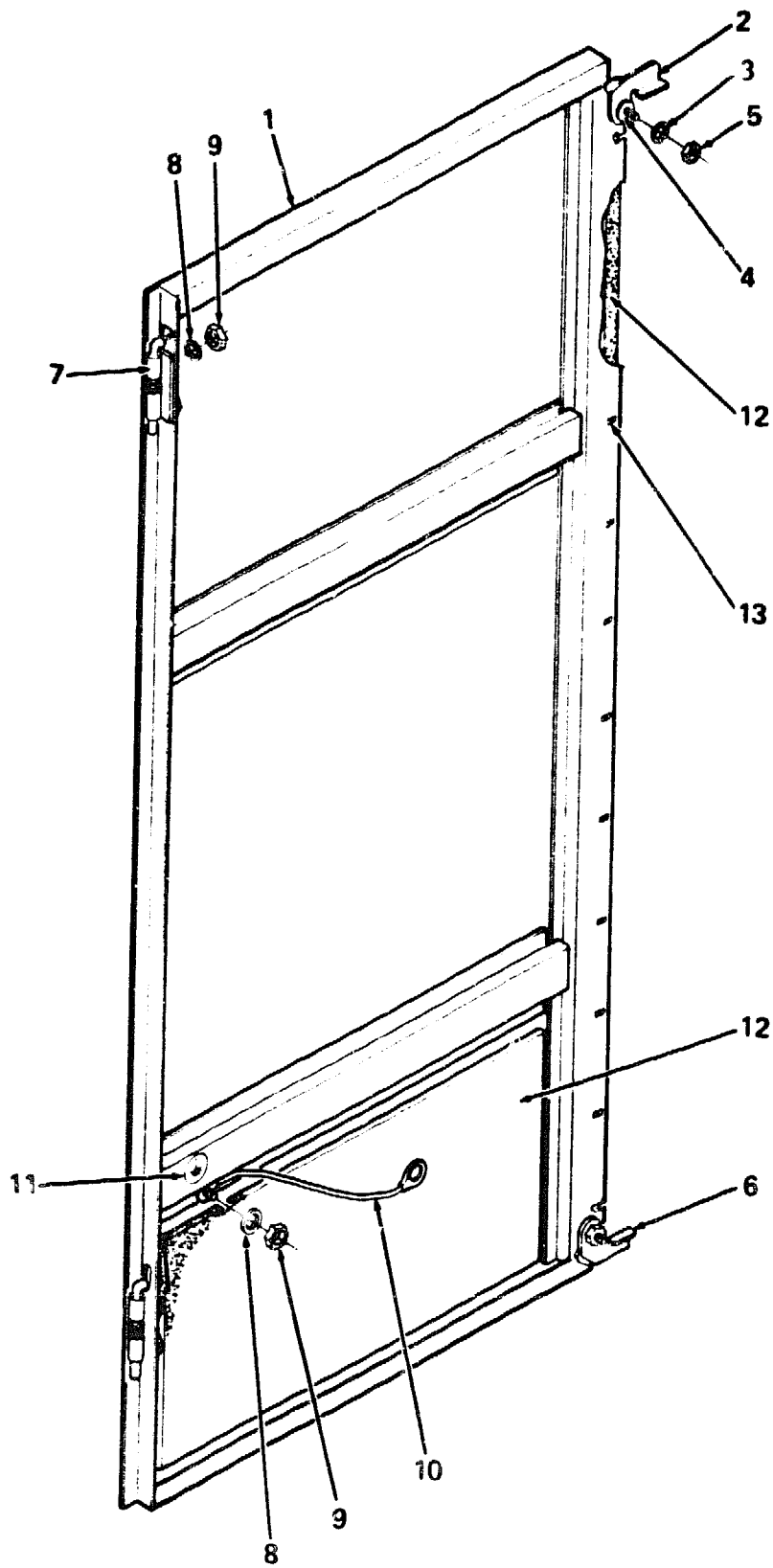
| FIG. &<br>ITEM<br>NO. | DESCRIPTION                        | C<br>DEC<br>PART NO. | ECO<br>CUT-IN<br>70-22108<br>00000 | USED<br>ON<br>CODE | REF<br>FIG<br>NO. |
|-----------------------|------------------------------------|----------------------|------------------------------------|--------------------|-------------------|
|                       | CABLES/HARNESS/JUMPERS (Not Shown) |                      |                                    |                    |                   |
|                       | *Cable Assembly                    | 70-08288-3F          |                                    |                    |                   |
|                       | *Power Cord Assembly               | 17-00442-17          |                                    |                    |                   |
|                       | *Cable Assembly, Flat              | 17-00973-01          |                                    |                    |                   |
|                       | *Cable Assembly, Flat              | 17-00974-01          |                                    |                    |                   |
|                       | *Cable Assembly, Flat              | 17-00657-01          |                                    |                    |                   |
|                       | *Cable Assembly                    | 17-00764-01          |                                    |                    |                   |
|                       | *Cable Assembly                    | 17-00655-01          |                                    |                    |                   |
|                       | *Cable Assembly (Shielded)         | 17-00638-03          |                                    |                    |                   |
|                       | *Cable Assembly, Flat              | 17-00652-01          |                                    |                    |                   |
|                       | *Cable Assembly, Transmission Line | 17-01172-01          |                                    |                    |                   |
|                       | *Power Cord Assembly               | 17-01073-01          |                                    |                    |                   |
|                       | *Cable Assembly                    | 17-01072-01          |                                    |                    |                   |
|                       | *Cable Assembly, H7170 Power       | 70-19874-2D          |                                    |                    |                   |
|                       | *Cable Assembly, No.1 NBI          | 70-21693-01          |                                    |                    |                   |
|                       | *Cable Assembly                    | 17-01159-01          |                                    |                    |                   |
|                       | *Cable Assembly, 550HM             | 17-00555-01          |                                    |                    |                   |
|                       | *Cable Assembly, Flat Shielded     | 17-00654-01          |                                    |                    |                   |
|                       | *Cable Assembly, 125V Power        | 17-01023-02          |                                    |                    |                   |
|                       | *Harness Assembly, Wire            | 17-01080-01          |                                    |                    |                   |
|                       | *Harness Assembly, Wire            | 17-00653-01          |                                    |                    |                   |
|                       | *Harness Assembly, Wire            | 17-00768-01          |                                    |                    |                   |
|                       | *Harness Assembly, Wire            | 17-00767-01          |                                    |                    |                   |
|                       | *Harness Assembly, Wire            | 17-01194-01          |                                    |                    |                   |
|                       | *Harness Assembly, Wire            | 17-01077-01          |                                    |                    |                   |
|                       | *Harness Assembly, Wire            | 17-01081-01          |                                    |                    |                   |
|                       | *Harness Assembly, Wire            | 17-01076-01          |                                    |                    |                   |
|                       | *Harness Assembly, Wire            | 17-01077-02          |                                    |                    |                   |
|                       | *Harness Assembly, Wire            | 17-01071-01          |                                    |                    |                   |
|                       | *Harness Assembly, Wire            | 17-01068-02          |                                    |                    |                   |
|                       | *Jumper Assembly                   | 17-01212-01          |                                    |                    |                   |
|                       | *Jumper Assembly                   | 17-01124-01          |                                    |                    |                   |
|                       | *Cable Assembly (added)            | 17-01176-01          | 00002                              |                    |                   |



8800X-07

Figure 7. Door Assembly, Front (LH)

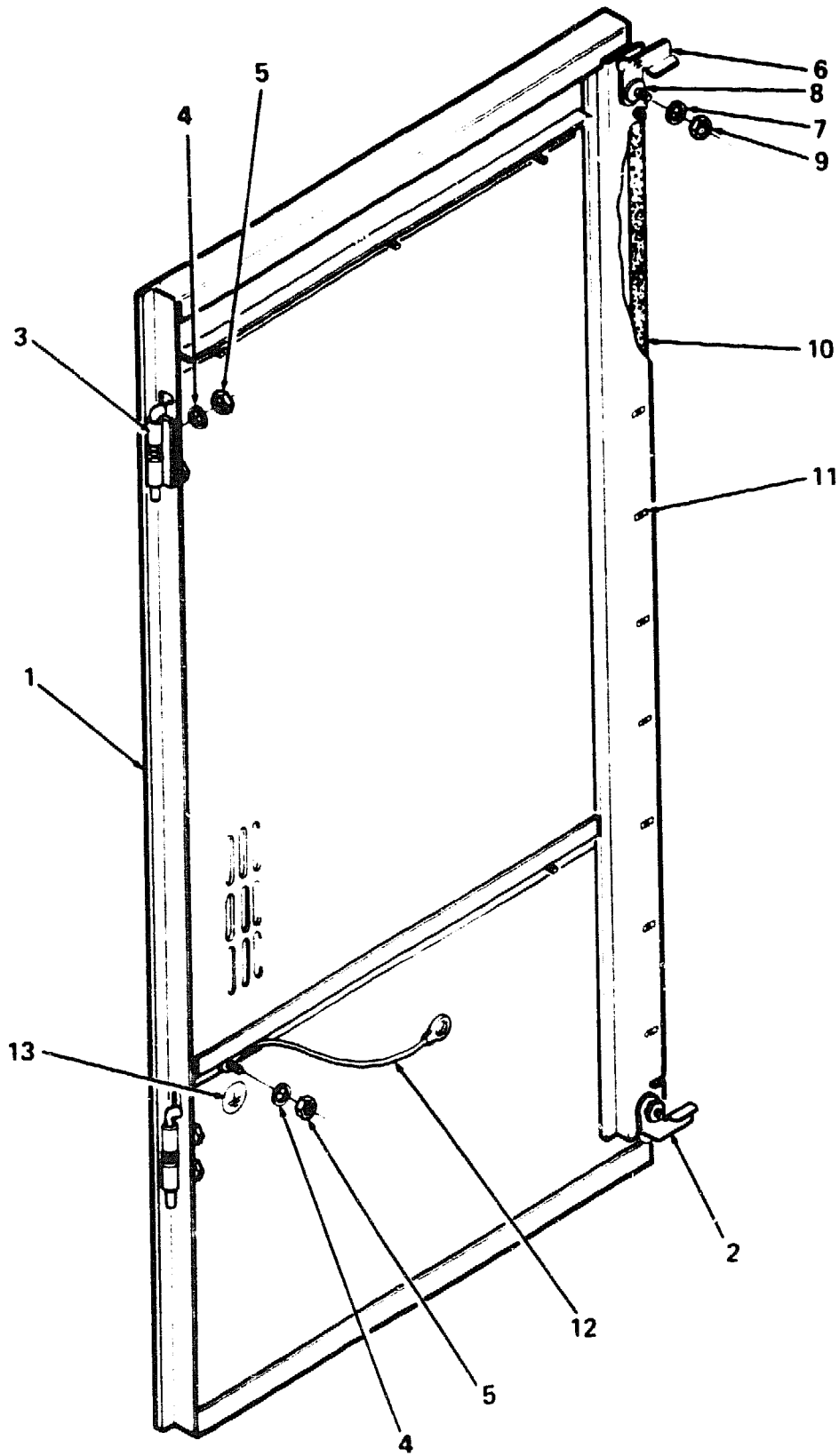
| FIG. &<br>ITEM<br>NO. | DESCRIPTION                | B<br>DEC<br>PART NO. | ECO<br>CUT-IN<br>70-22144<br>00001 | USED<br>ON<br>CODE | REF<br>FIG<br>NO. |
|-----------------------|----------------------------|----------------------|------------------------------------|--------------------|-------------------|
| 7-                    | DOOR ASSEMBLY, FRONT (LH)  | 70-22144-01          |                                    |                    | 5                 |
| 1                     | *Weldment, Front Door (LH) | 70-22142-01          |                                    |                    |                   |
| 2                     | *Latch, Turn-Grip Range    | 12-24095-01          |                                    |                    |                   |
| 3                     | *Hinge, Pull Assembly (LH) | 12-20203-01          |                                    |                    |                   |
| 4                     | *Label, "Ground"           | 36-13272-00          |                                    |                    |                   |
| 5                     | *Ground Strap              | 12-13756-07          |                                    |                    |                   |
| 6                     | *Washer, Flat No.10        | 90-06664-00          |                                    |                    |                   |
| 7                     | *Nut, Kep No. 10-32        | 90-06565-00          |                                    |                    |                   |



8800X-08

Figure 8. Door Assembly. Front (RH)

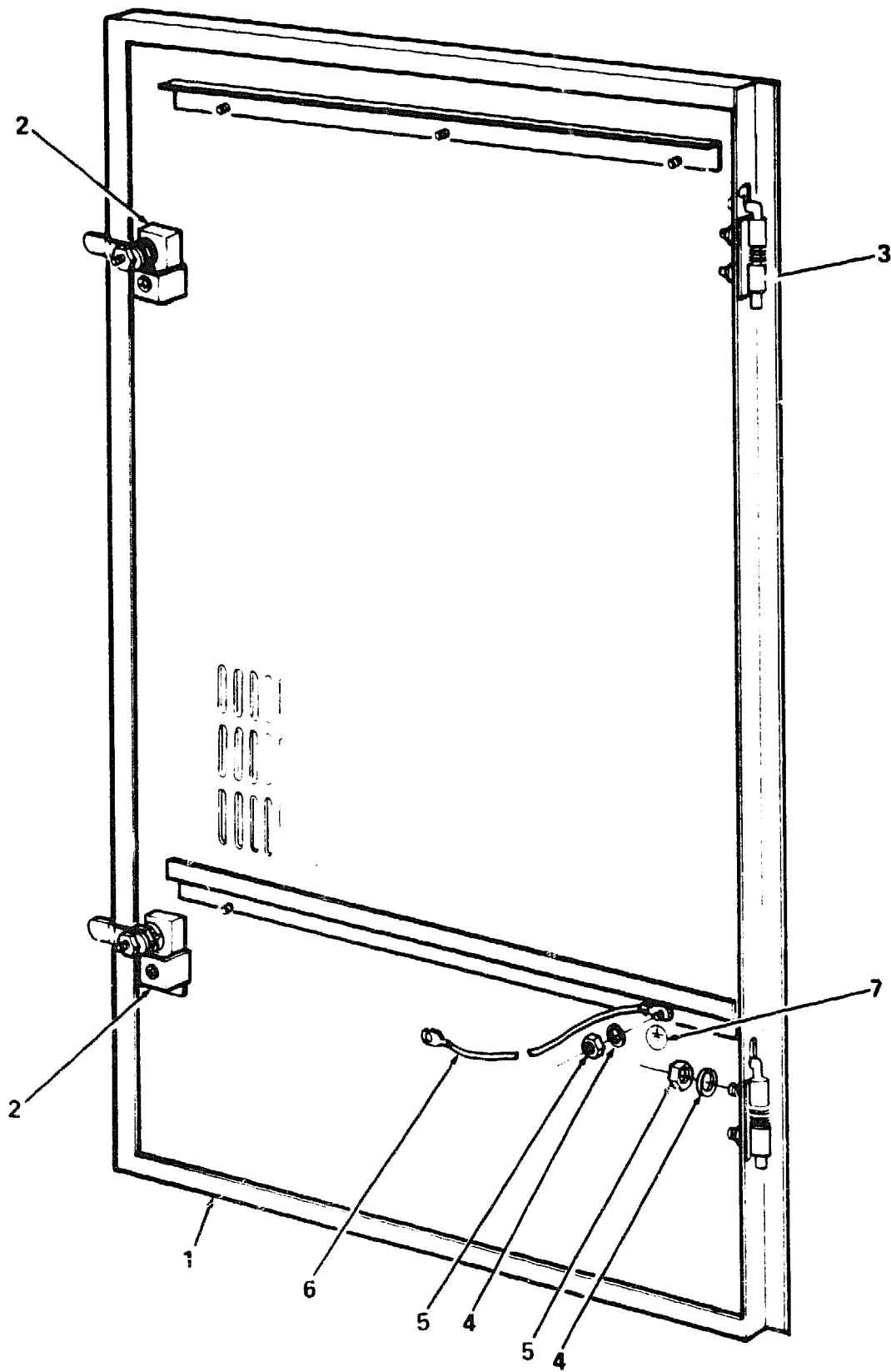
| FIG. & ITEM NO. | DESCRIPTION                | B<br>DEC<br>PART NO. | ECO<br>CUT-IN<br>70-22143<br>00001 | USED<br>ON<br>CODE | REF<br>FIG<br>NO. |
|-----------------|----------------------------|----------------------|------------------------------------|--------------------|-------------------|
| 8-              | DOOR ASSEMBLY, FRONT (RH)  | 70-22143-01          |                                    |                    | 5                 |
| 1               | *Weldment, Front Door (RH) | 70-22141-01          |                                    |                    |                   |
| 2               | *Latch, Door               | 74-26991-01          |                                    |                    |                   |
| 3               | *Washer, Spring            | 90-10440-01          |                                    |                    |                   |
| 4               | *Pivot, Latch              | 74-26992-01          |                                    |                    |                   |
| 5               | *Nut, Stop NO. 10-32       | 90-08059-00          |                                    |                    |                   |
| 6               | *Latch, Door               | 74-26991-02          |                                    |                    |                   |
| 7               | *Hinge, Pull Assembly (RH) | 12-20203-02          |                                    |                    |                   |
| 8               | *Washer, Flat              | 90-06664-00          |                                    |                    |                   |
| 9               | *Nut, Kep 90-06565-00      |                      |                                    |                    |                   |
| 10              | *Ground Strap              | 12-13756-07          |                                    |                    |                   |
| 11              | *Label, "Ground"           | 36-13272-00          |                                    |                    |                   |
| 12              | *Gasket Assembly           | 70-19605-22          |                                    |                    |                   |
| 13              | *Clip, Nylon Gasket        | 12-21535-01          |                                    |                    |                   |



8800X-09

Figure 9. Door Assembly, Rear (RH)

| FIG. &<br>ITEM<br>NO. | DESCRIPTION               | B<br>DEC<br>PART NO. | ECO<br>CUT-IN<br>70-21663<br>00001 | USED<br>ON<br>CODE | REF<br>FIG<br>NO. |
|-----------------------|---------------------------|----------------------|------------------------------------|--------------------|-------------------|
| 9-                    | DOOR ASSEMBLY, REAR (RH)  | 70-21663-01          |                                    |                    | 5                 |
| 1                     | *Weldment, Rear Door (RH) | 70-21645-01          |                                    |                    |                   |
| 2                     | *Latch, Door              | 74-26991-02          |                                    |                    |                   |
| 3                     | *Hinge, Pull Assembly     | 12-20203-02          |                                    |                    |                   |
| 4                     | *Washer, Flat             | 90-06664-00          |                                    |                    |                   |
| 5                     | *Nut, Kep No. 10-32       | 90-06565-00          |                                    |                    |                   |
| 6                     | *Latch, Door              | 74-26991-01          |                                    |                    |                   |
| 7                     | *Washer, Crescent Spring  | 90-10440-01          |                                    |                    |                   |
| 8                     | *Nut, Self-Lock No. 10-32 | 90-08059-00          |                                    |                    |                   |
| 9                     | *Latch, Pivot             | 74-26992-01          |                                    |                    |                   |
| 10                    | *Gasket Assembly          | 70-19605-17          |                                    |                    |                   |
| 11                    | *Clip, Nylon              | 12-21535-01          |                                    |                    |                   |
| 12                    | *Ground Strap             | 12-13756-07          |                                    |                    |                   |
| 13                    | *Label, "Ground"          | 36-13272-00          |                                    |                    |                   |

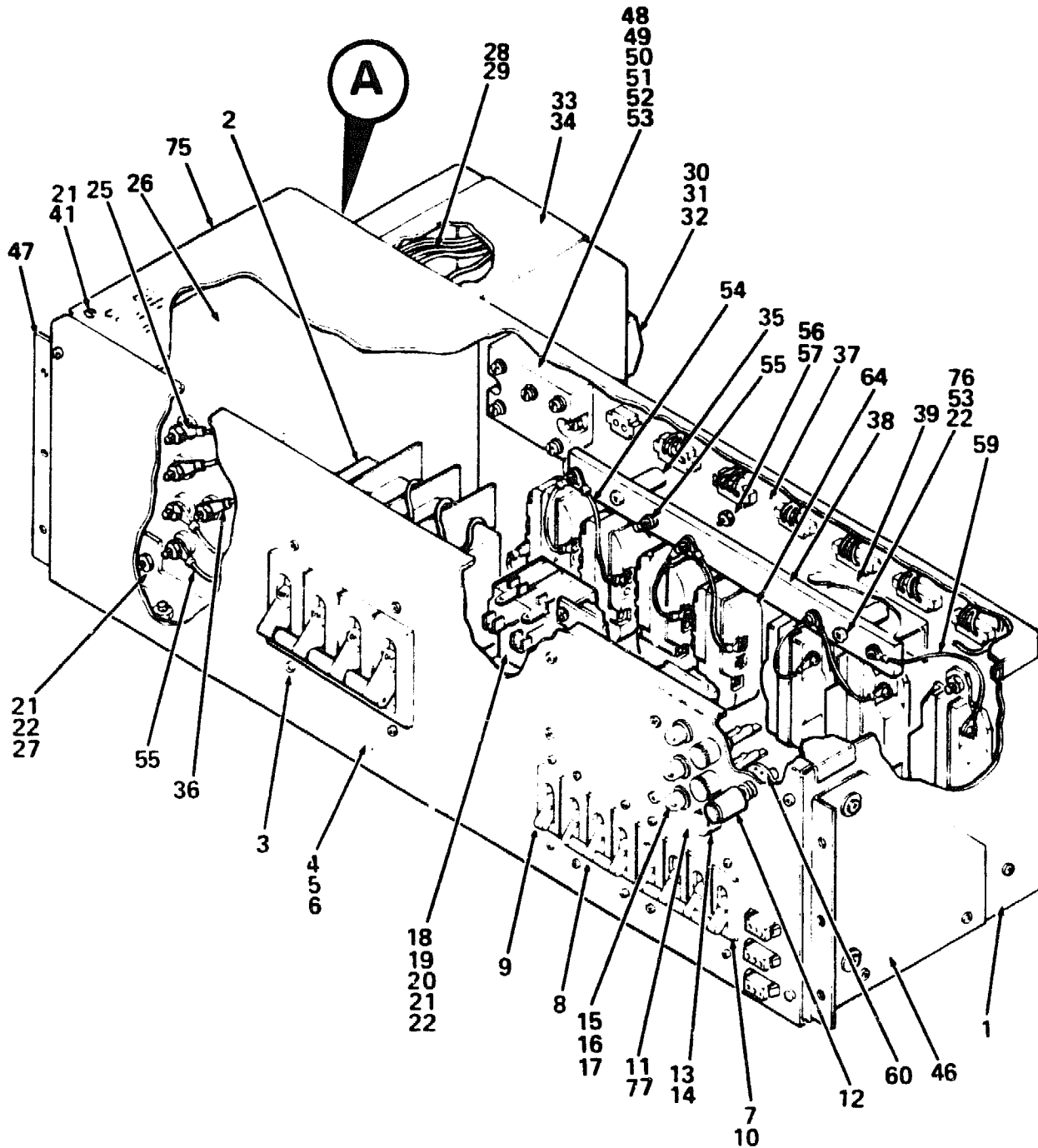


8800X-10

Figure 10. Door Assembly. Rear (LH)

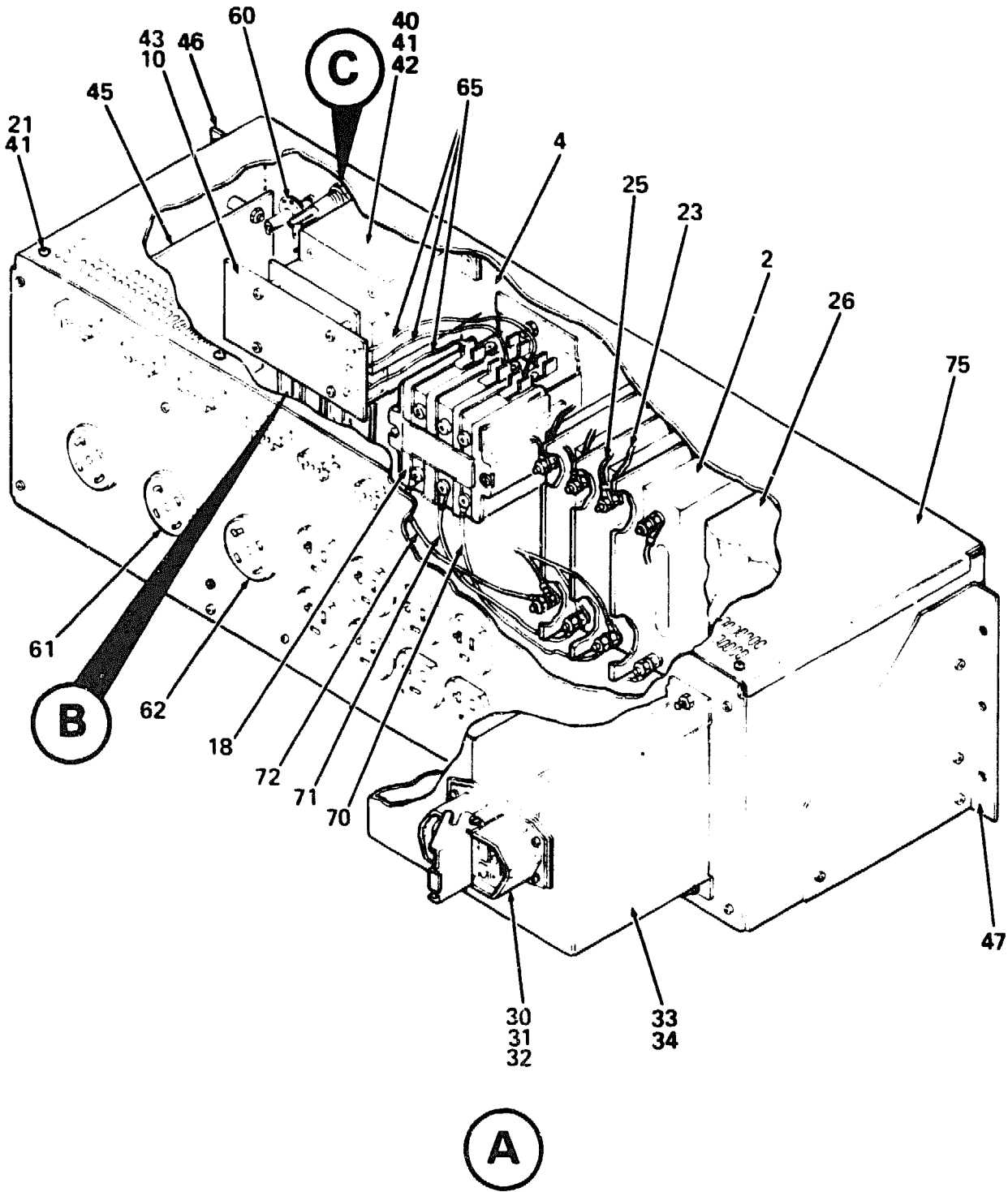
| FIG. &<br>ITEM<br>NO. | DESCRIPTION               | B<br>DEC<br>PART NO. | ECO<br>CUT-IN<br>70-21664<br>00001 | USED<br>ON<br>CODE | REF<br>FIG<br>NO. |
|-----------------------|---------------------------|----------------------|------------------------------------|--------------------|-------------------|
| 10-                   | DOOR ASSEMBLY, REAR (LH)  | 70-21664-01          |                                    |                    | 5                 |
| 1                     | *Weldment, Rear Door (LH) | 70-21644-01          |                                    |                    |                   |
| 2                     | *Latch                    | 12-24095-01          |                                    |                    |                   |
| 3                     | *Hinge, Pull Assembly     | 12-20203-01          |                                    |                    |                   |
| 4                     | *Washer, Flat             | 90-06564-00          |                                    |                    |                   |
| 5                     | *Nut, Kep No. 10-32       | 90-06565-00          |                                    |                    |                   |
| 6                     | *Ground Strap             | 12-13756-07          |                                    |                    |                   |
| 7                     | *Label, "Ground"          | 36-13272-00          |                                    |                    |                   |

# 876-A POWER CONTROLLER



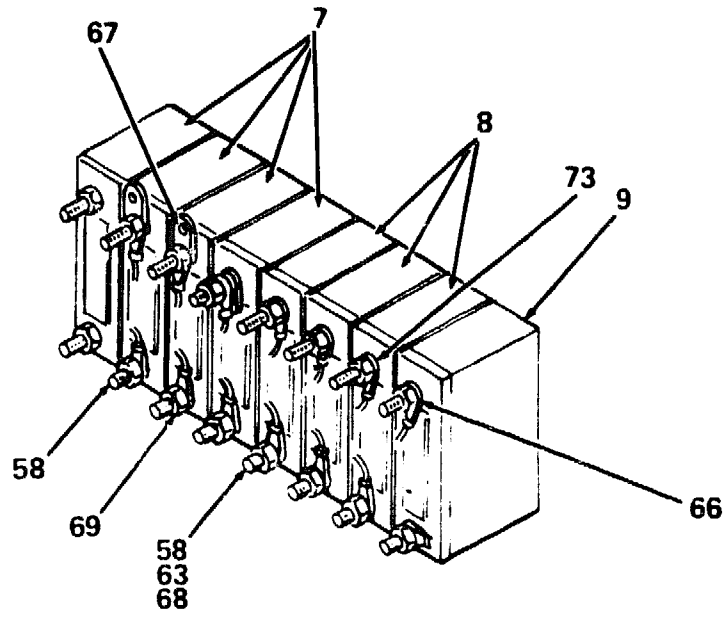
8800X-11

Figure 11. Power Controller (Sheet 1 of 3)

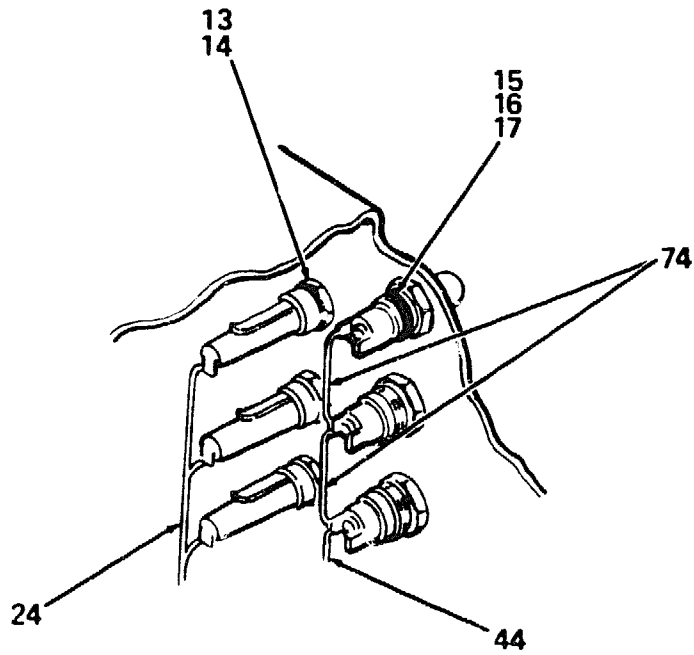


8800X-11A

Figure 11. Power Controller (Sheet 2 of 3)



(B)



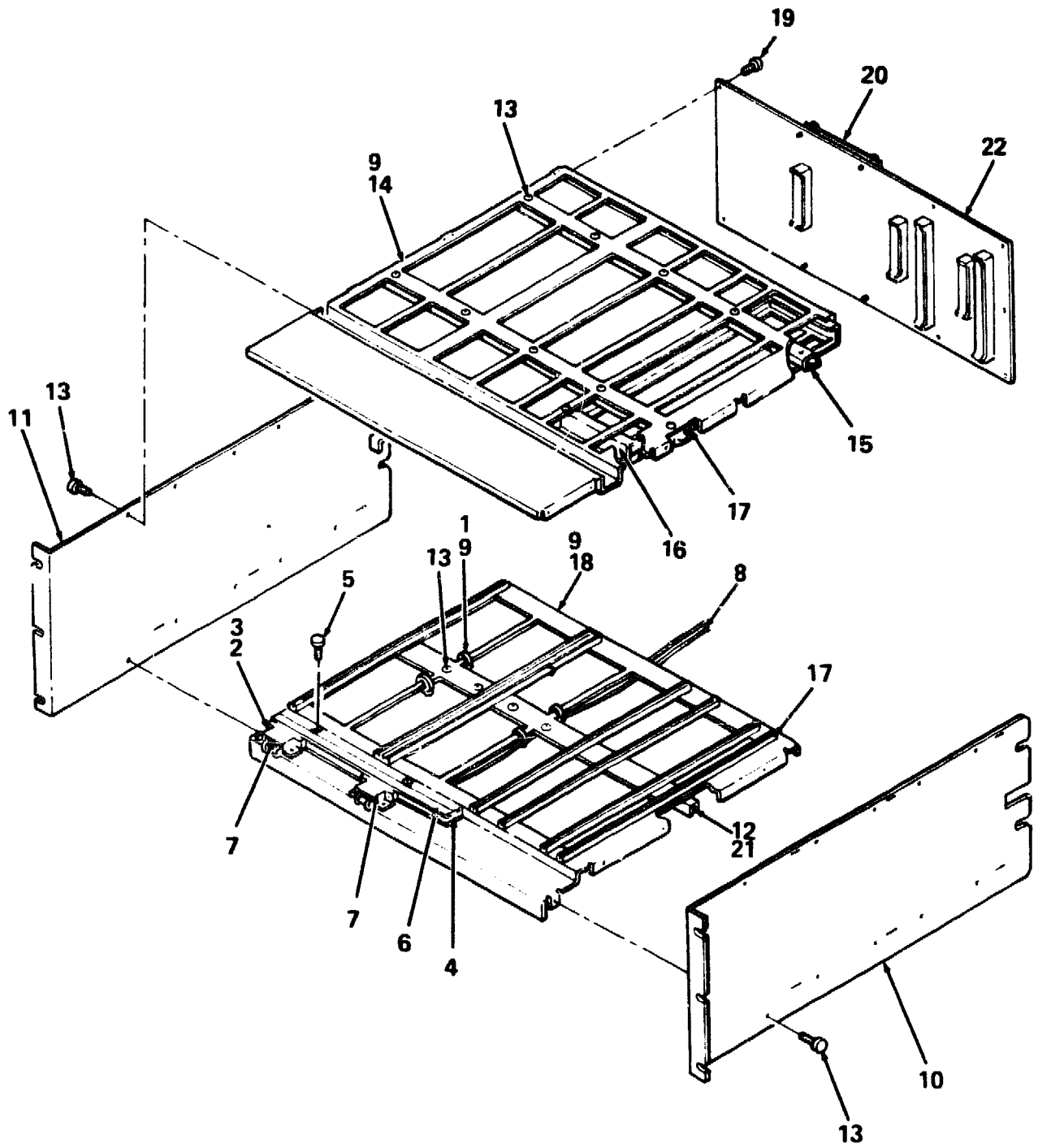
(C)

8800X-11B

Figure 11: Power Controller (Sheet 3 of 3)

| FIG. & ITEM NO. | DESCRIPTION                             | K<br>DEC<br>PART NO. | ECO<br>CUT-IN<br>876-A<br>00006 | USED<br>ON<br>CODE | REF<br>FIG<br>NO. |
|-----------------|---|----------------------|---------------------------------|--------------------|-------------------|
| 11-             | POWER CONTROLLER (120/208V.30A)         | 876-A                |                                 |                    | 6                 |
| 1               | *Chassis                                | 74-25466-00          |                                 |                    |                   |
| 2               | *Circuit Breaker, 40A 28V               | 12-18867-00          |                                 |                    |                   |
| 3               | *Screw, Sems Phi Pan Hd No. 6-32 x 1/2  | 90-00049-01          |                                 |                    |                   |
| 4               | *Panel, Front                           | 74-25464-01          |                                 |                    |                   |
| 5               | *Screws, Sems Phi Pan Hd No. 8-32 x 3/8 | 90-00049-28          |                                 |                    |                   |
| 6               | *Washer, Flat                           | 90-06661-00          |                                 |                    |                   |
| 7               | *Circuit Breaker, 30A 250V 4P           | 12-25472-01          |                                 |                    |                   |
| 8               | *Circuit Breaker, 20A 250V 3P           | 12-25470-01          |                                 |                    |                   |
| 9               | *Circuit Breaker, 20A 250V 1P           | 12-25473-01          |                                 |                    |                   |
| 10              | *Screw, Sems Phi Pan Hd No. 6-32 x 5/16 | 90-00049-22          |                                 |                    |                   |
| 11              | *Mount, Cable Tie                       | 90-08264-00          |                                 |                    |                   |
| 12              | *Knob, Pointer                          | 12-10114-00          |                                 |                    |                   |
| 13              | *Receptacle, Fuseholder 20A, 300V       | 12-12893-00          |                                 |                    |                   |
| 14              | *Fuse, Slo Blo 1.8A, 250V               | 90-08527-00          |                                 |                    |                   |
| 15              | *Holder, Neon Lamp                      | 12-19294-01          |                                 |                    |                   |
| 16              | *Lamp, Neon                             | 12-19281-00          |                                 |                    |                   |
| 17              | *Lens, Lamp Holder                      | 12-19295-01          |                                 |                    |                   |
| 18              | *Contactor (Magnetic) 50A               | 12-20380-01          |                                 |                    |                   |
| 19              | *Screw, Phi Pan Hd No. 1/4-20 x 1/2     | 90-06056-01          |                                 |                    |                   |
| 20              | *Washer, Split Lock                     | 90-07797-00          |                                 |                    |                   |
| 21              | *Washer, Flat                           | 90-06664-00          |                                 |                    |                   |
| 22              | *Nut, Kep No. 10-32                     | 90-06565-00          |                                 |                    |                   |
| 23              | *Harness Assembly, No. 3                | 17-00516-00          |                                 |                    |                   |
| 24              | *Harness Assembly, No. 2                | 17-00510-00          |                                 |                    |                   |
| 25              | *Jumper Assembly, Filter CBI            | 17-00511-01          |                                 |                    |                   |
| 26              | *Filter, EMI/RFI Line                   | 12-18652-00          |                                 |                    |                   |
| 27              | *Bracket                                | 74-26330-01          |                                 |                    |                   |
| 28              | *Jumper Assembly, Connector Block       | 17-00506-01          |                                 |                    |                   |
| 29              | *Jumper Assembly, Connector Block       | 17-00505-01          |                                 |                    |                   |
| 30              | *Connector Kit, Power                   | 12-22308-02          |                                 |                    |                   |
| 31              | *Screw, Phi Pan Hd No. 6-32 x 1/2       | 90-06024-01          |                                 |                    |                   |
| 32              | *Washer, Split Lock                     | 90-07801-00          |                                 |                    |                   |
| 33              | *Cover, Connector Box                   | 74-27164-01          |                                 |                    |                   |
| 34              | *Box, Connector                         | 74-27165-01          |                                 |                    |                   |
| 35              | *Spacer, Threaded No. 10-32 x 3/4       | 90-00035-09          |                                 |                    |                   |
| 36              | *Jumper Assembly, Ground Filter         | 17-00514-01          |                                 |                    |                   |
| 37              | *Panel, Rear                            | 74-25465-01          |                                 |                    |                   |
| 38              | *Bus Bar                                | 74-25993-00          |                                 |                    |                   |
| 39              | *Shield, Protective                     | 74-25994-00          |                                 |                    |                   |
| 40              | *Transformer, Stepdown 47-63 Hz         | 16-20417-01          |                                 |                    |                   |

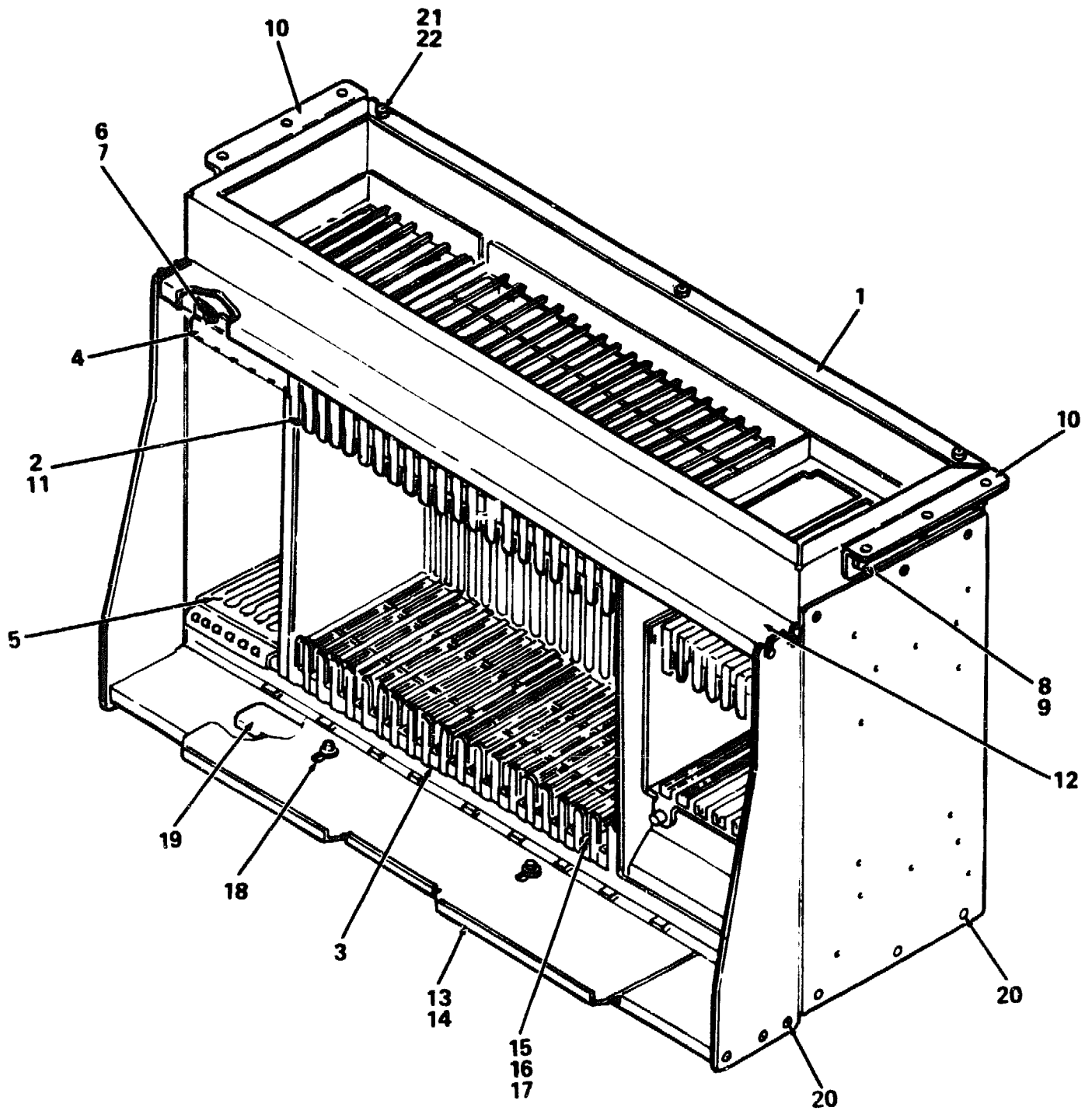
| FIG. & ITEM NO. | DESCRIPTION                            | K<br>DEC PART NO. | ECO CUT-IN<br>876-A<br>00006 | USED ON CODE | REF FIG NO. |
|-----------------|--|-------------------|------------------------------|--------------|-------------|
| 41              | *Screw, Sems Phi Pan Hd No.10-32 x 3/8 | 90-09228-10       |                              |              |             |
| 42              | *Standoff, No.10-32 x 1/2              | 90-00001-24       |                              |              |             |
| 43              | *Module, MOV (3 Phase)                 | 54-16002-00       |                              |              |             |
| 44              | *Jumper Assembly, MOV Module           | 17-00512-01       |                              |              |             |
| 45              | *Module, 876-A Control                 | 54-15612-01       |                              |              |             |
| 46              | *Bracket, Power Controller (R.H.)      | 74-27819-01       |                              |              |             |
| 47              | *Bracket, Power Controller (L.H.)      | 74-27819-02       |                              |              |             |
| 48              | *Receptacle, Diode Bridge              | 11-16610-00       |                              |              |             |
| 49              | *Screw, Sems Phi Pan Hd No. 6-32 x 1 2 | 90-00049-34       |                              |              |             |
| 50              | *Nut, Kep No. 6-32                     | 90-08957-00       |                              |              |             |
| 51              | *Washer, Flat                          | 90-06653-00       |                              |              |             |
| 52              | *Screw, Phi Pan Hd No.10-32 x 3/8      | 90-06071-01       |                              |              |             |
| 53              | *Washer, Split Lock                    | 90-07906-00       |                              |              |             |
| 54              | *Jumper Assembly, Bus No. 2            | 17-00504-01       |                              |              |             |
| 55              | *Jumper Assembly, Neutral Bus          | 17-00507-01       |                              |              |             |
| 56              | *Washer, Lock                          | 90-07649-00       |                              |              |             |
| 57              | *Nut, Kep No. 6-32                     | 90-06560-00       |                              |              |             |
| 58              | *Harness Assembly, 3 Phase             | 17-00518-01       |                              |              |             |
| 59              | *Jumper Assembly, Bus No.1             | 17-00503-01       |                              |              |             |
| 60              | *Harness Assembly, Control             | 17-00509-01       |                              |              |             |
| 61              | *Outlet, Twist Lock (Four Pole 30A)    | 12-12315-00       |                              |              |             |
| 62              | *Outlet, Twist Lock (Four Pole 20A)    | 12-11210-00       |                              |              |             |
| 63              | *Harness Assembly, Single Phase        | 17-00517-01       |                              |              |             |
| 64              | *Receptacle, Duplex 125V, 20A          | 12-12265-00       |                              |              |             |
| 65              | *Jumper Assembly, CB1 Contactor        | 17-00515-01       |                              |              |             |
| 66              | *Jumper Assembly, CB2 Contactor        | 17-00502-01       |                              |              |             |
| 67              | *Jumper Assembly, Contactor to CB4     | 70-19015-0L       |                              |              |             |
| 68              | *Jumper Assembly, CB (Brown)           | 17-00508-01       |                              |              |             |
| 69              | *Jumper Assembly, CB (Red)             | 17-00508-02       |                              |              |             |
| 70              | *Jumper Assembly, MOV Module (Red)     | 17-00501-01       |                              |              |             |
| 71              | *Jumper Assembly, MOV Module (Brown)   | 17-00501-02       |                              |              |             |
| 72              | *Jumper Assembly, MOV Module (Orange)  | 17-00501-03       |                              |              |             |
| 73              | *Jumper Assembly, CB (Orange)          | 17-00508-03       |                              |              |             |
| 74              | *Jumper Assembly, Lamp                 | 91-07880-01       |                              |              |             |
| 75              | *Cover                                 | 74-25467-00       |                              |              |             |
| 76              | *Screw, Phi Pan Hd No.10-32 x 3/8      | 90-06074-01       |                              |              |             |
| 77              | *Tie, Cable                            | 90-07830-00       |                              |              |             |
| 78              | *Jumper Assembly (Not Shown)           | 17-00504-03       |                              |              |             |
|                 | LABELS/DECAL (Not Shown)               |                   |                              |              |             |
|                 | *Label, "Power Supply"                 | 90-09255-01       |                              |              |             |
|                 | *Label, "Caution"                      | 36-17615-00       |                              |              |             |
|                 | *Decal, "Ground"                       | 36-12680-00       |                              |              |             |
|                 | *Label, "CSA"                          | 36-13211-01       |                              |              |             |



3800X-12

Figure 12. Chassis Assembly

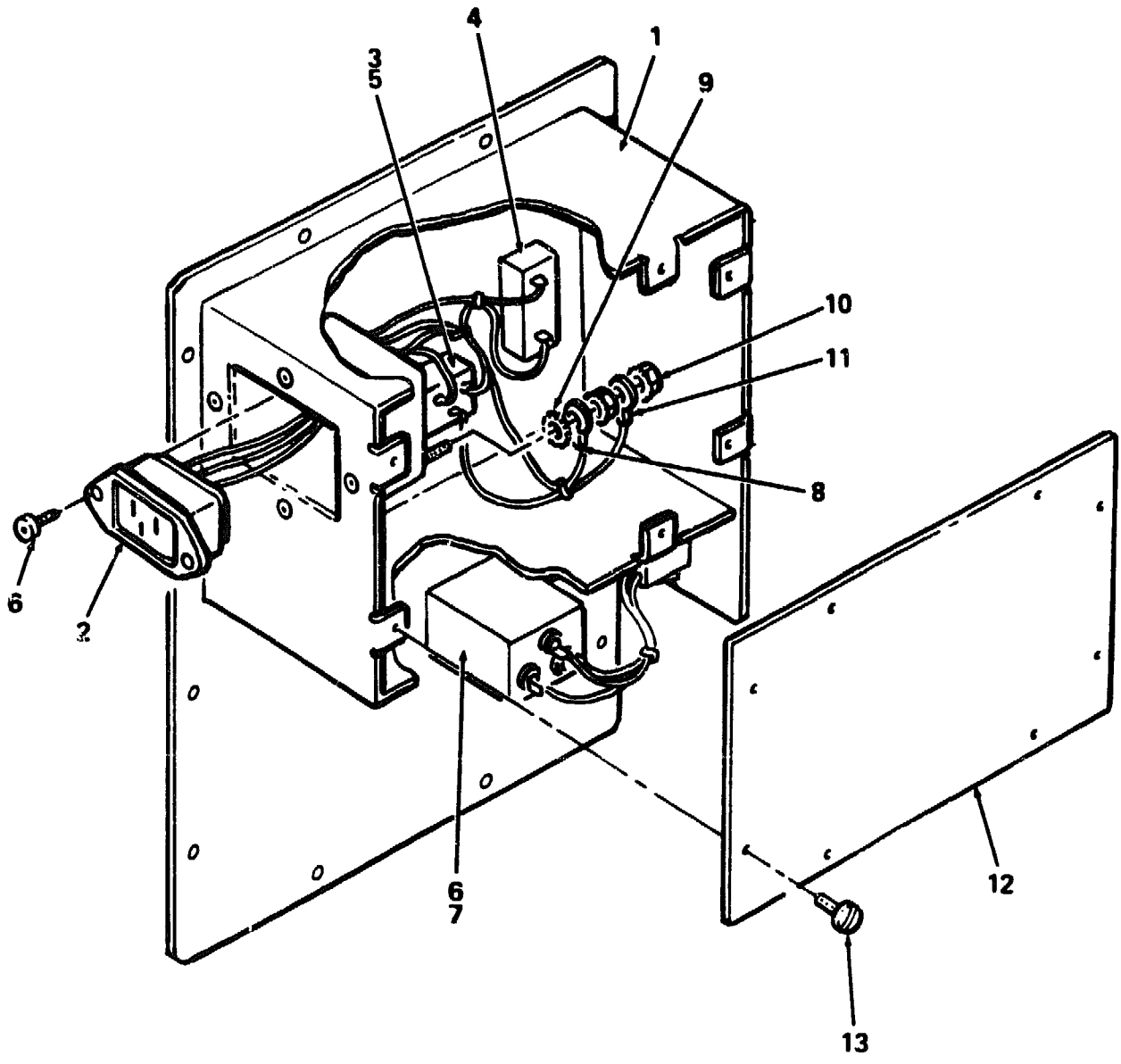
| FIG. & ITEM NO. | DESCRIPTION                                 | D<br>DEC<br>PART NO. | ECO<br>CUT-IN<br>70-22153<br>00000 | USED<br>ON<br>CODE | REF<br>FIG<br>NO. |
|-----------------|---|----------------------|------------------------------------|--------------------|-------------------|
| 12-             | CHASSIS ASSEMBLY                            | 70-22153-02          |                                    |                    | 6                 |
| 1               | *Tie. Cable                                 | 90-07031-00          |                                    |                    |                   |
| 2               | *Bracket. Housing                           | 74-26802-01          |                                    |                    |                   |
| 3               | *Screw. Phi Pan Hd No. 6-32 x 5/16          | 90-09701-00          |                                    |                    |                   |
| 4               | *Bus Bar Assembly                           | 70-23413-02          |                                    |                    |                   |
| 5               | *Screw. Phi Pan Hd No. 8-32 x 5/8 (deleted) | 90-10717-02          |                                    |                    |                   |
|                 | *Screw. Phi Pan Hd No. 8-32 x 1/2 (added)   | 90-06039-01          |                                    |                    |                   |
| 6               | *Etch Board                                 | 50-17539-01          |                                    |                    |                   |
| 7               | *Card Edge                                  | 12-17567-00          |                                    |                    |                   |
| 8               | *Harness Assembly. Wire                     | 17-01077-03          |                                    |                    |                   |
| 9               | *CHASSIS ASSEMBLY (added)                   | 70-22794-02          | 00008                              |                    |                   |
| 10              | **Side. Chassis RH                          | 74-32298-01          |                                    |                    |                   |
| 11              | **Side. Chassis LH                          | 74-32299-01          |                                    |                    |                   |
| 12              | **Bracket. U                                | 74-31085-01          |                                    |                    |                   |
| 13              | **Rivet                                     | 90-00030-01          |                                    |                    |                   |
| 14              | **Chassis. Top                              | 74-32296-01          |                                    |                    |                   |
| 15              | **Bracket. Horizontal Top                   | 74-31086-01          |                                    |                    |                   |
| 16              | **Mount. Frame                              | 74-32211-01          |                                    |                    |                   |
| 17              | **Guide. Card                               | 12-17010-02          |                                    |                    |                   |
| 18              | **Bottom. Chassis                           | 74-32297-01          |                                    |                    |                   |
| 19              | *Screw. Sems Phi Pan Hd No. 6-32 x 3/8      | 90-09984-00          |                                    |                    |                   |
| 20              | *Module. Distribution                       | 54-17538-01          |                                    |                    |                   |
| 21              | *Grommet                                    | 90-07-35-00          |                                    |                    |                   |
| 22              | *Module. Backplane Power                    | 54-17780-02          |                                    |                    |                   |



8800X-13

Figure 13. Cage Assembly. Logic Card

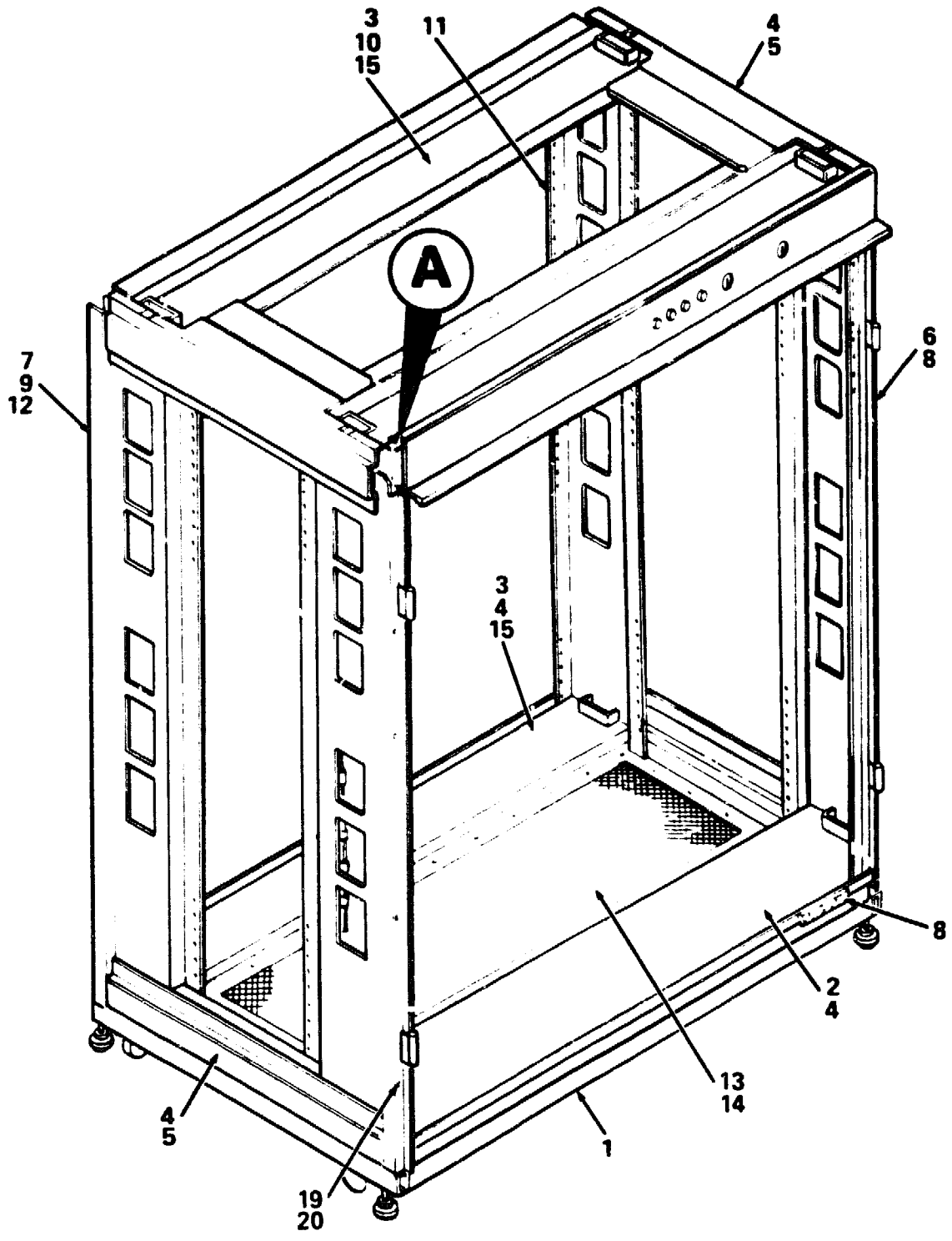
| FIG. & ITEM NO. | DESCRIPTION                                 | C<br>DEC<br>PART NO. | ECO<br>CUT-IN<br>70-22191<br>00000 | USED<br>ON<br>CODE | REF<br>FIG<br>NO. |
|-----------------|---|----------------------|------------------------------------|--------------------|-------------------|
| 13-             | CAGE ASSEMBLY, LOGIC CARD                   | 70-22191-01          |                                    |                    | 6                 |
| 1               | *Frame Assembly, Card Cage                  | 70-22175-01          |                                    |                    |                   |
| 2               | *Guide, Top Card                            | 70-21619-01          |                                    |                    |                   |
| 3               | *Guide, Bottom Card                         | 70-21619-02          |                                    |                    |                   |
| 4               | *Guide Assembly, Top Card (Memory)          | 70-22469-01          |                                    |                    |                   |
| 5               | *Guide Assembly, Bottom Card (Memory)       | 70-22468-01          |                                    |                    |                   |
| 6               | *Washer, Flat                               | 90-06660-00          |                                    |                    |                   |
| 7               | *Screw, Sems Phi Pan Hd No. 8-32 x 1 2      | 90-09545-01          |                                    |                    |                   |
| 8               | *Screw, Mach Hex Hd No. 1 4-20 x 5 8        | 90-06242-09          |                                    |                    |                   |
| 9               | *Washer, Split Lock No 1 4                  | 90-07797-00          |                                    |                    |                   |
| 10              | *Bracket, Card Cage Mounting                | 74-30797-01          |                                    |                    |                   |
| 11              | *Screw, Phi Pan Hd No. 6-32 x 1 2           | 90-06024-01          |                                    |                    |                   |
| 12              | *Bezel, Top                                 | 74-30371-01          |                                    |                    |                   |
| 13              | *Bezel, Bottom                              | 74-30967-01          |                                    |                    |                   |
| 14              | *Slide, Interlock                           | 74-30604-01          |                                    |                    |                   |
| 15              | *Clip, Electrostatic Discharge              | 74-30206-01          |                                    |                    |                   |
| 16              | *Screw, Plastic Phi Pan Hd No. 6-19 x 3 8   | 90-09800-02          |                                    |                    |                   |
| 17              | *Screw, Self-tapping Pan Hd No. 6-19 x 3 16 | 90-00062-69          |                                    |                    |                   |
| 18              | *Fastner, Panel                             | 90-10564-01          |                                    |                    |                   |
| 19              | *Spacer, Interlock                          | 74-31100-01          |                                    |                    |                   |
| 20              | *Screw, Self-tapping Pan Hd No. 6-19 x 3 8  | 90-00061-27          |                                    |                    |                   |
| 21              | *Button, Locator                            | 74-32525-01          |                                    |                    |                   |
| 22              | *Screw, Phi Flat Hd No. 1 4-20 x 5 8        | 90-06057-02          |                                    |                    |                   |
|                 | LABEL (Not Shown)                           |                      |                                    |                    |                   |
|                 | *Label, "Static Symbol"                     | 36-24214-01          |                                    |                    |                   |



8800 X-14

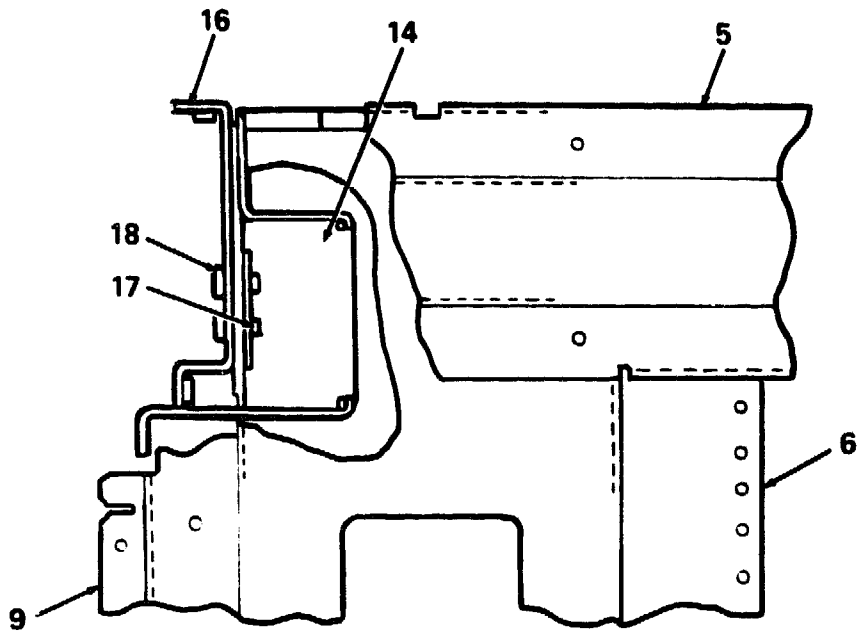
Figure 14. Power Outlet Assembly, Console

| FIG. & ITEM NO. | DESCRIPTION                            | DEC PART NO. | ECO CUT-IN<br>70-22532<br>0000 | USED ON CODE | REF FIG NO. |
|-----------------|--|--------------|--------------------------------|--------------|-------------|
| 14-             | POWER OUTLET ASSEMBLY, CONSOLE         | 70-22532-02  |                                |              | 6           |
| 1               | *Power Receptacle Assembly             | 70-22154-01  |                                |              |             |
| 2               | *Receptacle, Power                     | 12-23151-01  |                                |              |             |
| 3               | *Receptacle, Power                     | 12-14157-02  |                                |              |             |
| 4               | *Circuit Breaker, 6.0A, 250V           | 12-19912-01  |                                |              |             |
| 5               | *Screw, Phi Flat Hd No. 4-40 x 1 4     | 90-06009-02  |                                |              |             |
| 6               | *Screw, Phi Pan Hd No. 4-40 x 5 16     | 90-06010-01  |                                |              |             |
| 7               | *Filter, Power Buss                    | 12-21099-01  |                                |              |             |
| 8               | *Harness Assembly, Wire                | 17-01079-01  |                                |              |             |
| 9               | *Washer, External Tooth Lock No. 10    | 90-07651-00  |                                |              |             |
| 10              | *Nut, Kep No. 10-32                    | 90-06565-00  |                                |              |             |
| 11              | *Harness Assembly, Wire                | 17-01078-01  |                                |              |             |
| 12              | *Plate, Rear Cover                     | 74-31101-01  |                                |              |             |
| 13              | *Screw, Sems Phi Pan Hd No. 6-32 x 1 4 | 90-10174-00  |                                |              |             |



8800X-15

Figure 15. Frame Assembly. Double Bay (Sheet 1 of 2)

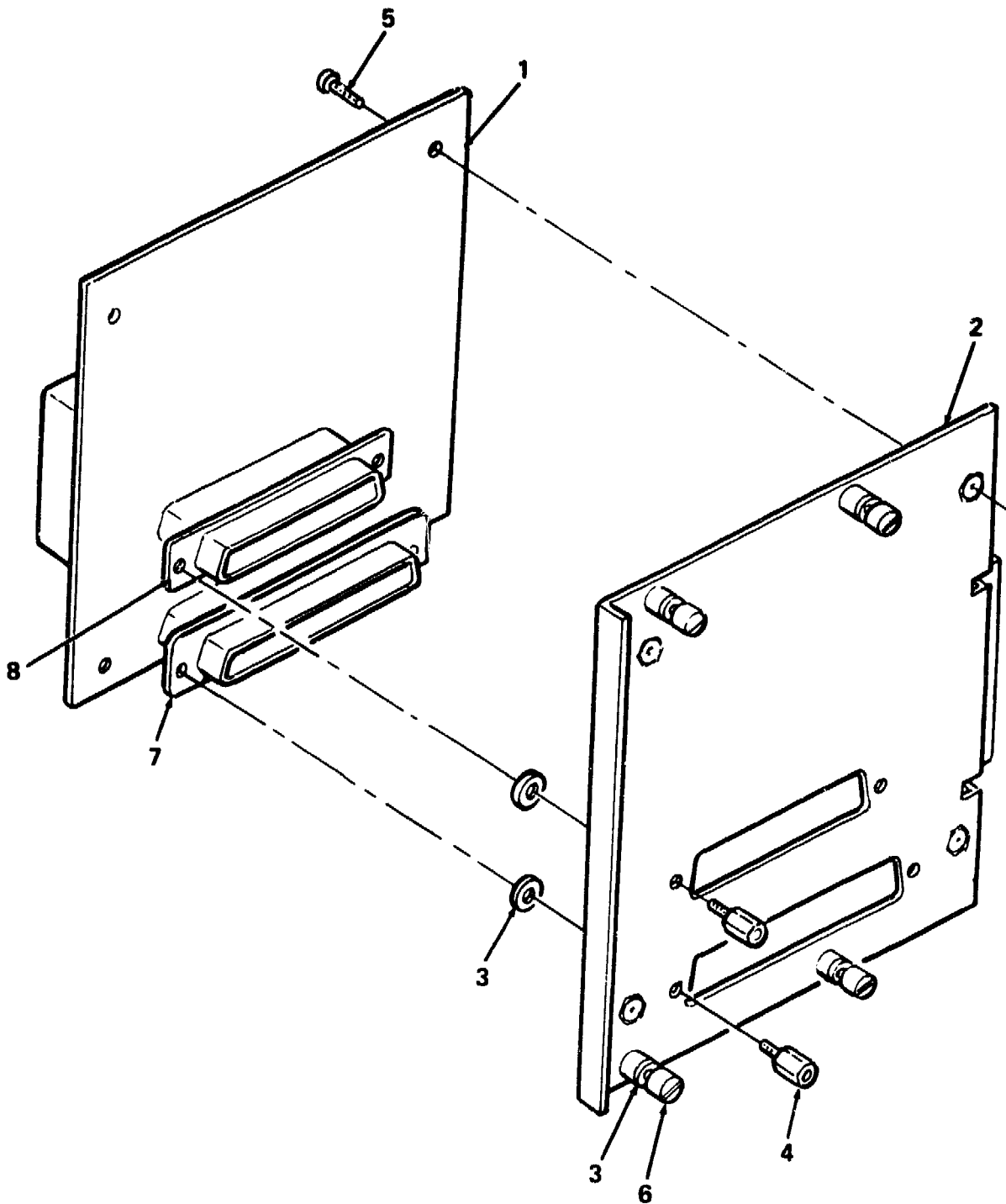


**A**

8800X15A

Figure 15. Frame Assembly, Double Bay (Sheet 2 of 2)

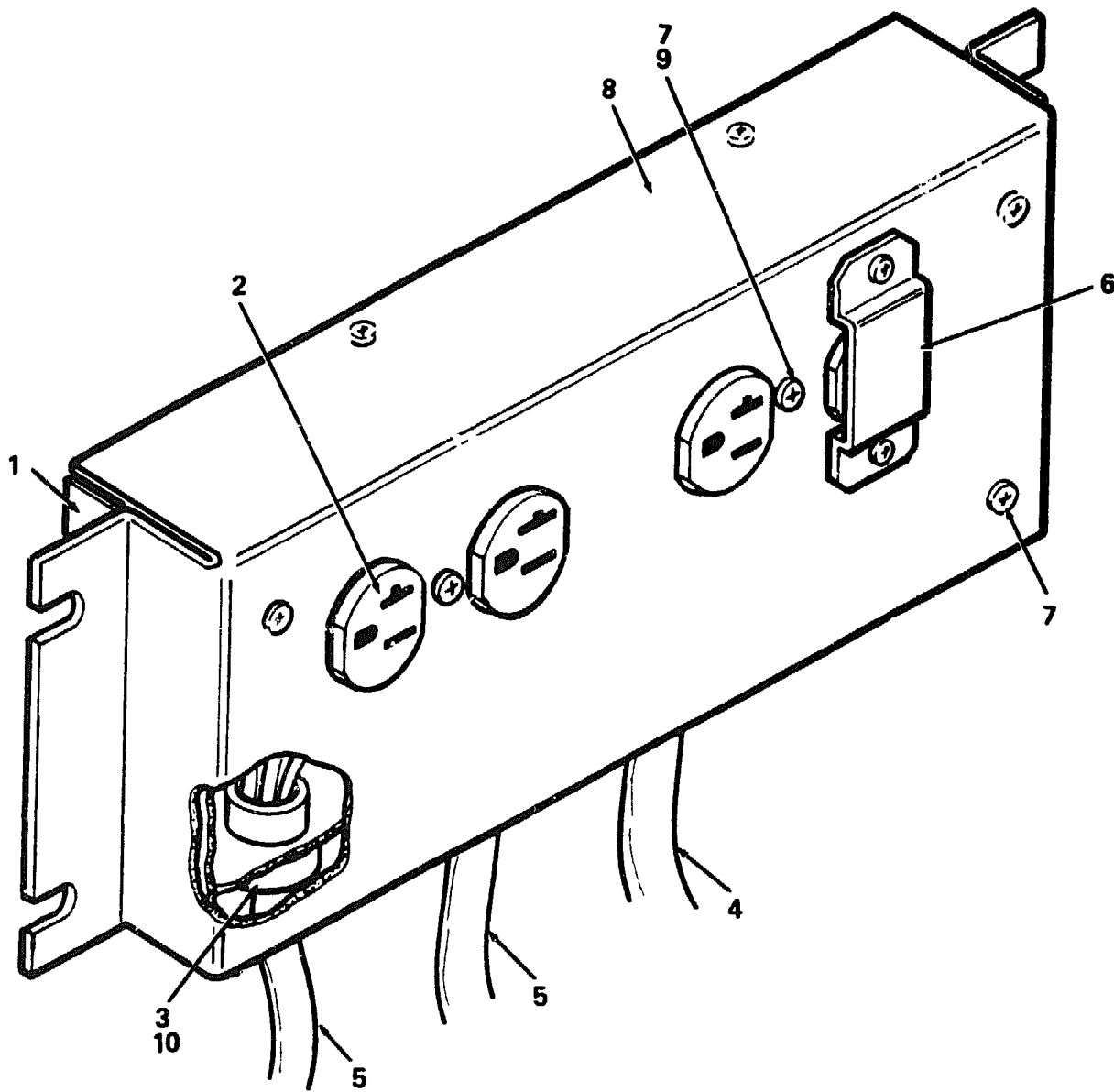
| FIG. &<br>ITEM<br>NO. | DESCRIPTION                         | B<br>DEC<br>PART NO. | ECO<br>CUT-IN<br>70-21646<br>00000 | USED<br>ON<br>CODE | REF<br>FIG<br>NO. |
|-----------------------|-------------------------------------|----------------------|------------------------------------|--------------------|-------------------|
| 15-                   | FRAME ASSEMBLY, DOUBLE BAY          | 70-21646-01          |                                    |                    | 6                 |
| 1                     | *BASE ASSEMBLY, DOUBLE BAY          | 70-18888-00          |                                    |                    | 20                |
| 2                     | *Weldment, Horizontal Bottom        | 70-18893-00          |                                    |                    |                   |
| 3                     | *Weldment, Horizontal Top           | 70-18900-00          |                                    |                    |                   |
| 4                     | *Rivet                              | 90-00030-21          |                                    |                    |                   |
| 5                     | *Rail, Lateral                      | 74-26060-00          |                                    |                    |                   |
| 6                     | *Rail, Vertical (RH)                | 74-26084-00          |                                    |                    |                   |
| 7                     | *Rail, Vertical (LH)                | 74-26084-01          |                                    |                    |                   |
| 8                     | *Seal, Front Weldment Angle (RH)    | 70-19145-00          |                                    |                    |                   |
| 9                     | *Seal, Front Weldment Angle (LH)    | 70-19145-01          |                                    |                    |                   |
| 10                    | *Rivet (deleted)                    | 90-10003-01          |                                    |                    |                   |
|                       | *Rivet (added)                      | 90-10359-02          | 00001                              |                    |                   |
| 11                    | *Seal, Rear Weldment Angle (RH)     | 70-19581-02          |                                    |                    |                   |
| 12                    | *Seal, Rear Weldment Angle (LH)     | 70-19581-03          |                                    |                    |                   |
| 13                    | *Screen, Double Bottom              | 74-26071-00          |                                    |                    |                   |
| 14                    | *Shield, Double Control             | 74-26640-01          |                                    |                    |                   |
| 15                    | *Bracket, Rear Seal                 | 70-26401-01          |                                    |                    |                   |
| 16                    | *Bracket, Control Panel Mounting    | 74-27145-01          |                                    |                    |                   |
| 17                    | *Plate, Nut                         | 74-28105-01          |                                    |                    |                   |
| 18                    | *Screw, Sems Hex Hd No. 10-32 X 1/2 | 90-09988-05          |                                    |                    |                   |
| 19                    | *Nut, Kep No. 1/4-20                | 90-08203-00          |                                    |                    |                   |
| 20                    | *Screw, Hex Hd No. 1/4-20 X 1/2     | 90-06241-09          |                                    |                    |                   |



8800X-16

Figure 16. Panel Assembly, Console Distribution

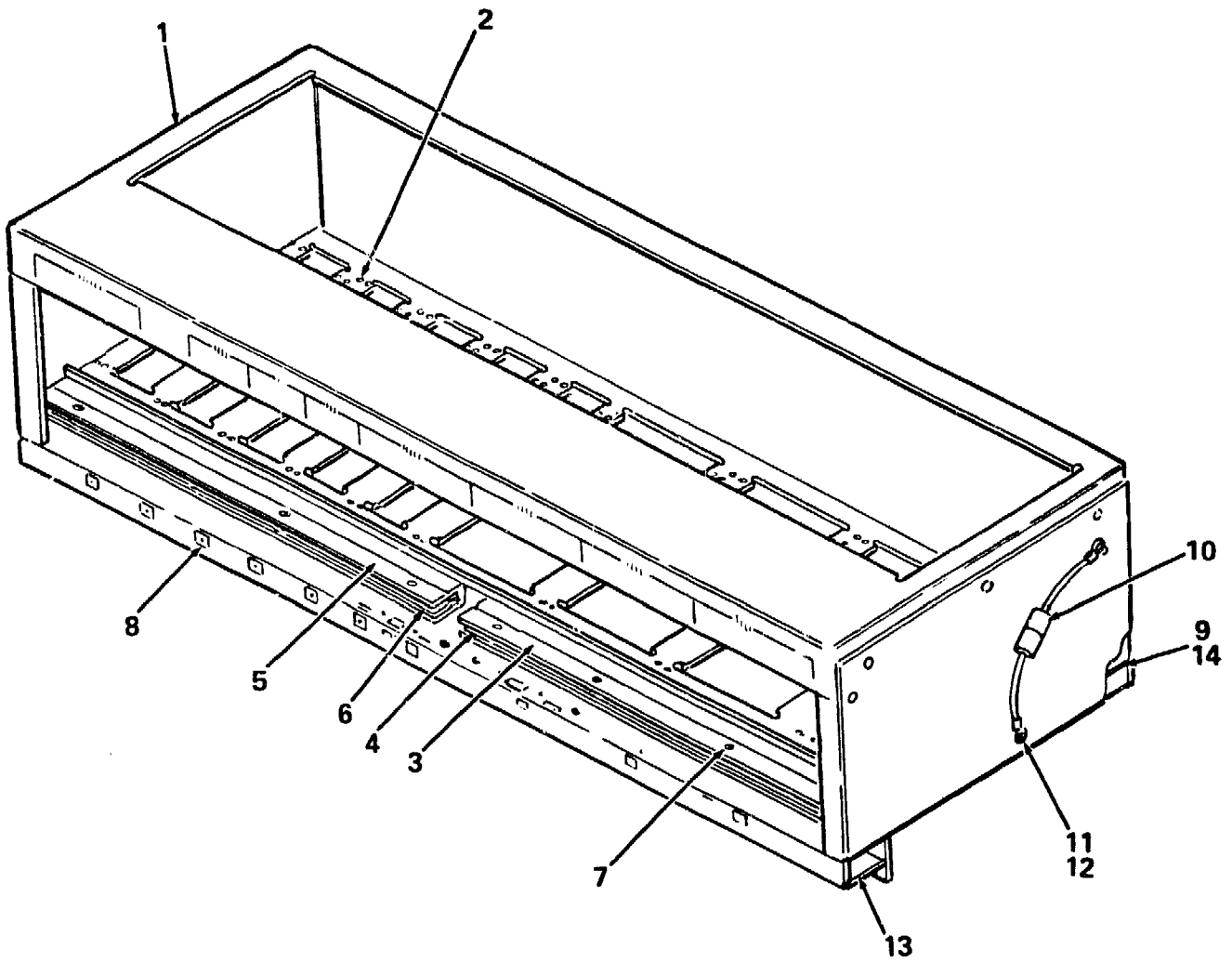
| FIG. & ITEM NO. | DESCRIPTION                                      | DEC PART NO. | ECO CUT-IN<br>70-21700<br>00001 | USED ON CODE | REF FIG NO. |
|-----------------|--|--------------|---------------------------------|--------------|-------------|
| 16-             | PANEL ASSEMBLY, CONSOLE DISTRIBUTION             | 70-21700-01  |                                 |              | 6           |
| 1               | *Module, Console Distribution Connector          | 54-16817-01  |                                 |              |             |
| 2               | *Panel   | 74-26404-15  |                                 |              |             |
| 3               | *Washer, Flat                                    | 90-08172-00  |                                 |              |             |
| 4               | *Screw, Lock No. 4-40 x 3/8                      | 90-08451-08  |                                 |              |             |
| 5               | *Screw, Sems Phi Pan Hd No. 4-40 x 5/16          | 90-09643-03  |                                 |              |             |
| 6               | *Screw, Captive No. 4-40                         | 12-19534-01  |                                 |              |             |
| 7               | *Connector, (J2) 37 Pos. Socket Assembly (added) | 12-21155-01  | 00002                           |              |             |
| 8               | *Connector, (J3) 25 Pos. Pin Assembly (added)    | 12-25007-01  | 00002                           |              |             |
|                 | LABEL (Not Shown)                                |              |                                 |              |             |
|                 | *Label, "Serial"                                 | 36-22147-01  |                                 |              |             |



8800X-17

Figure 17. Box Assembly, AC Distribution

| FIG. & ITEM NO. | DESCRIPTION                             | D<br>DEC<br>PART NO. | ECO<br>CUT-IN<br>70-19899<br>00002 | USED<br>ON<br>CODE | REF<br>FIG<br>NO. |
|-----------------|---|----------------------|------------------------------------|--------------------|-------------------|
| 17-             | BOX ASSEMBLY, AC DISTRIBUTION           | 70-19899-01          |                                    |                    | 6                 |
| 1               | *Box, Receptacle                        | 74-27653-01          |                                    |                    |                   |
| 2               | *Receptacle, Duplex 125V, 20A (deleted) | 12-12265-00          |                                    |                    |                   |
|                 | *Receptacle, Duplex 3W (added)          | 12-14899-00          | 00003                              |                    |                   |
| 3               | *Bushing, Strain Relief                 | 90-07154-00          |                                    |                    |                   |
| 4               | *Power Cord Assembly, AC                | 17-00903-03          |                                    |                    |                   |
| 5               | *Power Cord Assembly, AC (deleted)      | 17-00903-02          |                                    |                    |                   |
|                 | *Power Cord Assembly, AC (added)        | 17-01667-02          | 00003                              |                    |                   |
| 6               | *Plate, Cover                           | 74-27655-01          |                                    |                    |                   |
| 7               | *Screw, Sems Phi Hd No.6-32x5/16        | 90-09701-00          |                                    |                    |                   |
| 8               | *Panel, Receptacle                      | 74-27654-01          |                                    |                    |                   |
| 9               | *Nut, Kep No.6-32                       | 90-09991-00          |                                    |                    |                   |
| 10              | *Plug, Retainer                         | 74-33028-01          |                                    |                    |                   |
| 11              | *Receptacle, Power 20A (added)          | 12-06067-00          | 00003                              |                    |                   |
|                 | LABELS (Not Shown)                      |                      |                                    |                    |                   |
|                 | *Label, "Not For External Use"          | 36-17154-00          |                                    |                    |                   |
|                 | *Label, "Power Supply"                  | 90-09255-00          |                                    |                    |                   |

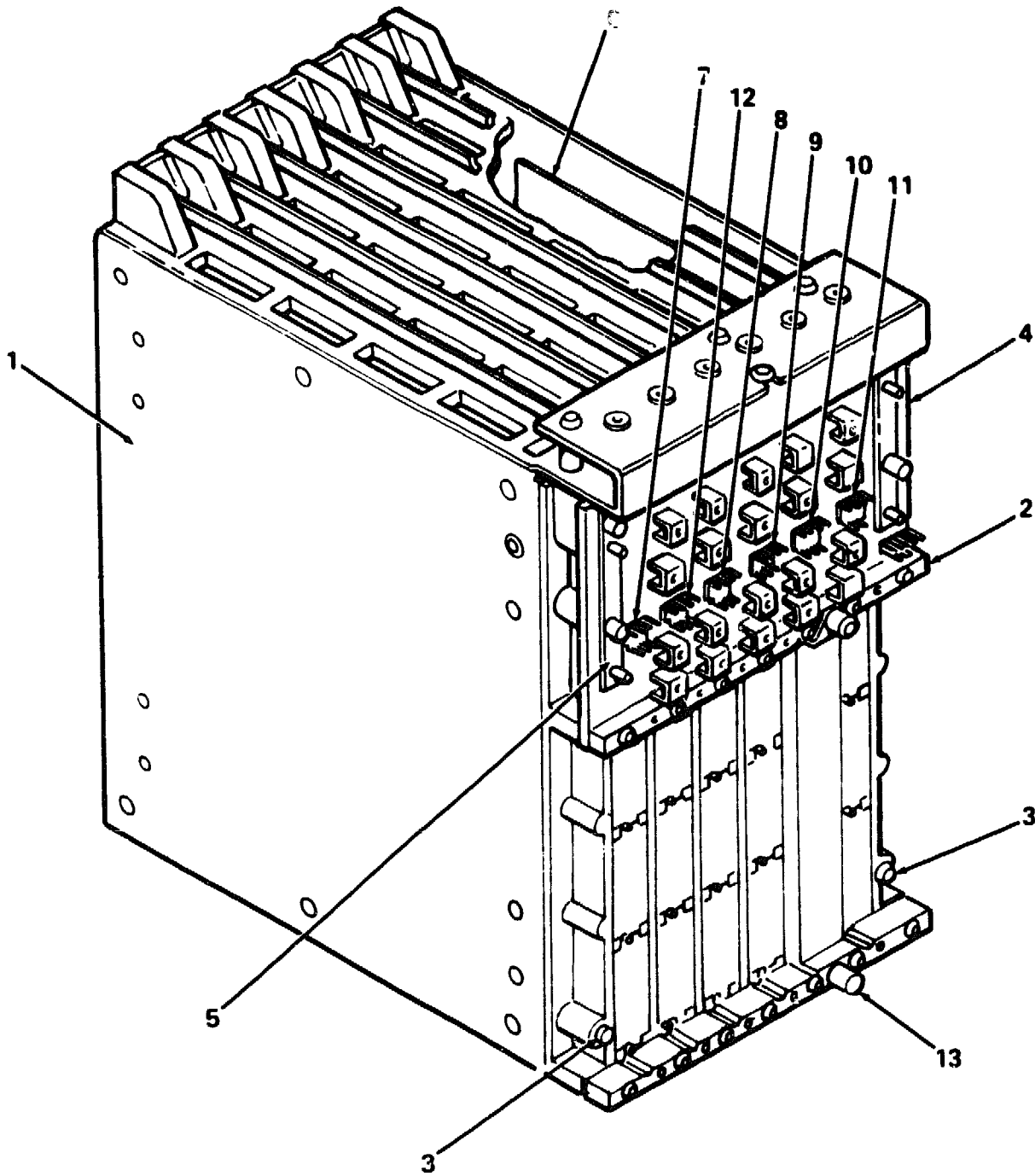


8800X-18

Figure 18. Cage Assembly, Power Supply



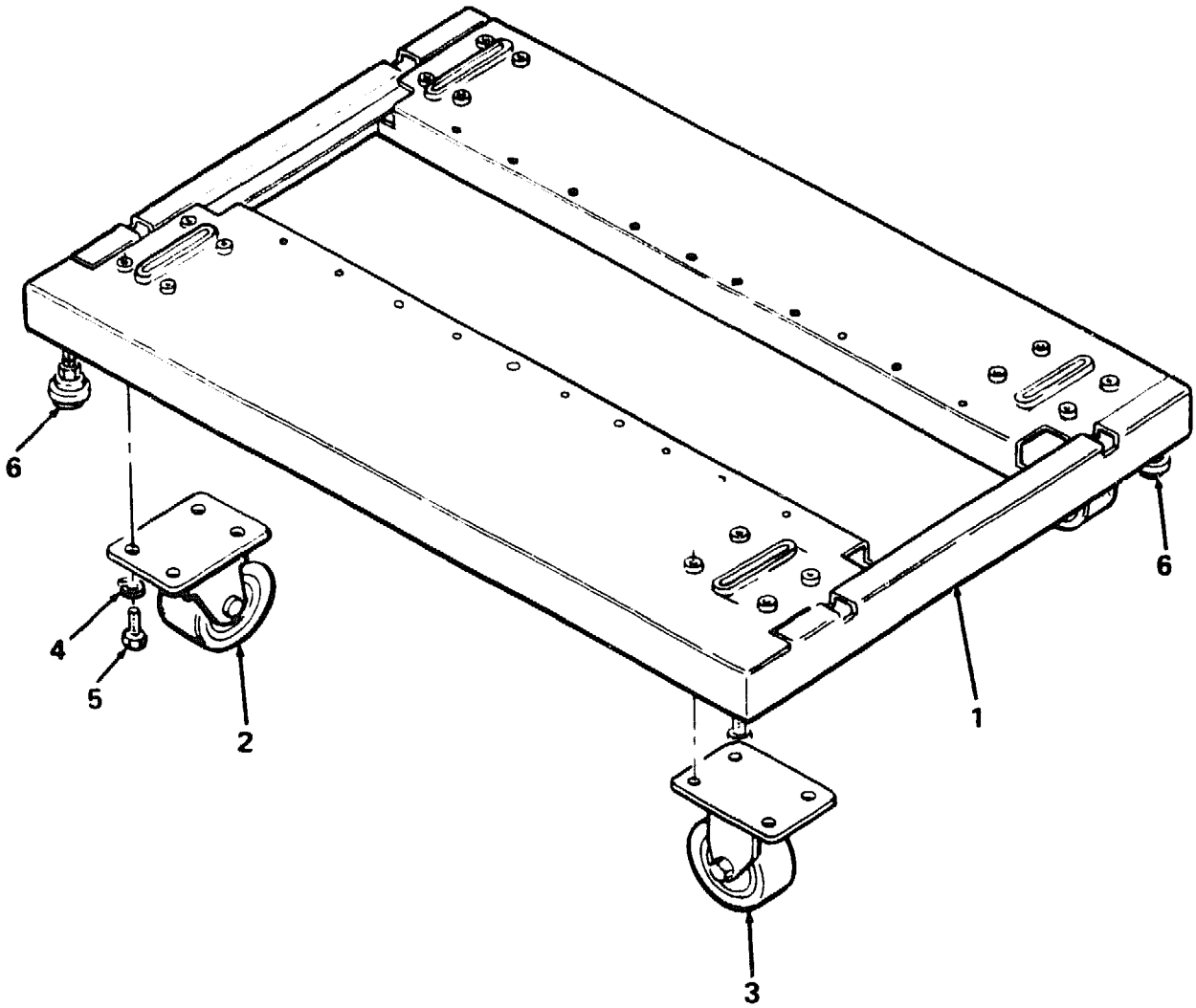
| FIG. & ITEM NO. | DESCRIPTION   | D<br>DEC PART NO. | ECO CUT-IN<br>70-21676<br>00001 | USED ON CODE | REF FIG NO. |
|-----------------|---|-------------------|---------------------------------|--------------|-------------|
| 18-             | CAGE ASSEMBLY, POWER SUPPLY                                     | 70-21576-01       |                                 |              | 6           |
| 1               | *Rack Assembly  | 70-21195-01       |                                 |              |             |
| 2               | *Guide, Snap-In Button Card                                     | 12-25626-01       |                                 |              |             |
| 3               | *Bus Bar Assembly   | 70-23413-03       |                                 |              |             |
| 4               | *Etch Board   | 50-17777-02       |                                 |              |             |
| 5               | *Bus Bar Assembly   | 70-23413-01       |                                 |              |             |
| 6               | *Etch Board   | 50-17777-01       |                                 |              |             |
| 7               | *Screw, Machine Pan Hd No. 8-32 x 1/2<br>(replaces 90-10717-02) | 90-10717-03       | 00002                           |              |             |
| 8               | *Nut, Fastener No. 6-32 (replaces 90-06584-03)                  | 90-09300-01       | 00003                           |              |             |
| 9               | *Screw, Phi Flat Hd No. 6-32 x 1/2                              | 90-06024-02       |                                 |              |             |
| 10              | *Jumper Assembly, Ground (deleted)                              | 17-01176-01       | 00002                           |              |             |
| 11              | *Screw, Hex Hd No. 8-32 x 5/16 (deleted)                        | 90-09682-00       | 00002                           |              |             |
| 12              | *Washer, External Tooth Lock No. 8 (deleted)                    | 90-08151-00       | 00002                           |              |             |
| 13              | *Grommet, Caterpillar   | 90-07035-00       |                                 |              |             |
| 14              | *Stop   | 74-31997-01       |                                 |              |             |



8800X-019

Figure 19. Cage Assembly, Card

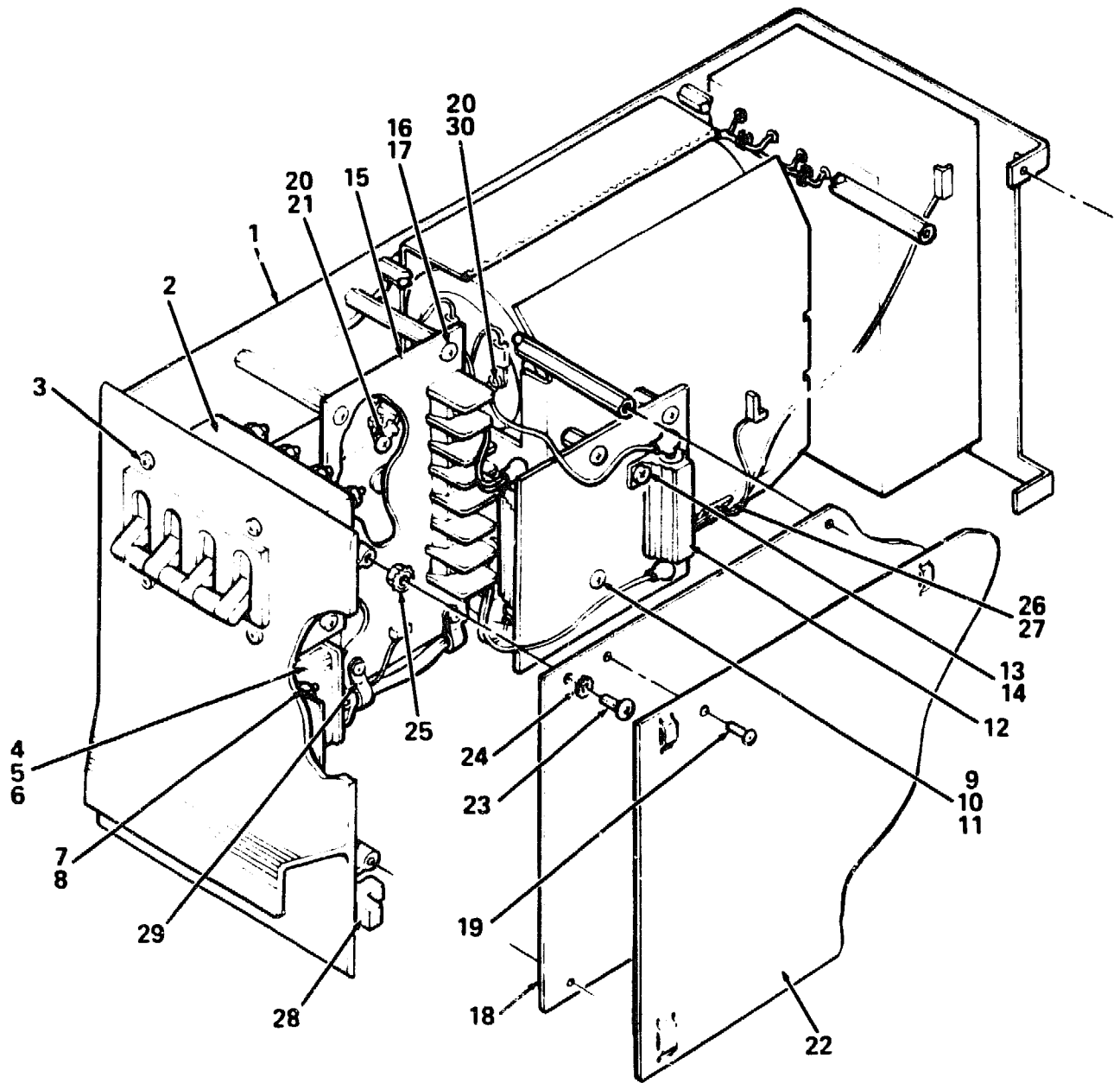
| FIG & ITEM NO. | DESCRIPTION                        | E<br>DEC<br>PART NO. | ECO<br>CUT-IN<br>H9400<br>00003 | USED<br>ON<br>CODE | REF<br>FIG<br>NO. |
|----------------|------------------------------------|----------------------|---------------------------------|--------------------|-------------------|
| 19-            | CARD CAGE ASSEMBLY (deleted)       | H9400-AA             |                                 | ACEGJL             | 6                 |
|                | CARD CAGE ASSEMBLY (added)         | H9400-AG             | 00004                           | ACEGJL             | 6                 |
|                | CARD CAGE ASSEMBLY (deleted)       | H9400-AB             |                                 | BDFHKM             | 6                 |
|                | CARD CAGE ASSEMBLY (added)         | H9400-AH             | 000004                          | BDFHKM             | 6                 |
| 1              | *Card Cage Assembly                | 70-22105-01          |                                 |                    |                   |
| 2              | *Backplane Assembly                | 70-21473-01          |                                 |                    |                   |
| 3              | *Screw, Phi Pan Hd No. 6-32 x 1.00 | 90-06028-01          |                                 |                    |                   |
| 4              | *GOM Terminator, BI Clock+Signal   | 20-24487-01          |                                 | BDFHKM             |                   |
| 5              | *GIF Terminator, BI Signal         | 20-24486-01          |                                 | BDFHKM             |                   |
| 6              | *Label, "Thermal Bar Code"         | 36-22147-08          |                                 |                    |                   |
| 7              | *Plug, Node ID #2                  | 12-23701-02          |                                 | BDFHKM             |                   |
| 8              | *Plug, Node ID #4                  | 12-23701-04          |                                 | BDFHKM             |                   |
| 9              | *Plug, Node ID #5                  | 12-23701-05          |                                 | BDFHKM             |                   |
| 10             | *Plug, Node ID #6                  | 12-23701-06          |                                 | BDFHKM             |                   |
| 11             | *Plug, Node ID #7                  | 12-23701-07          |                                 | BDFHKM             |                   |
| 12             | *Plug, Node ID #0                  | 12-23701-16          |                                 | BDFHKM             |                   |
| 13             | *Dust Cover Assembly               | 70-22128-01          |                                 |                    |                   |



8800X-020

Figure 20. Base Assembly, Double Bay

| FIG. &<br>ITEM<br>NO. | DESCRIPTION                           | A<br>DEC<br>PART NO. | ECO<br>CUT-IN<br>70-18888<br>00000 | USED<br>ON<br>CODE | REF<br>FIG<br>NO. |
|-----------------------|---------------------------------------|----------------------|------------------------------------|--------------------|-------------------|
| 20-                   | BASE ASSEMBLY, DOUBLE BAY             | 70-18888-00          |                                    |                    | 15                |
| 1                     | *Weldment. Base                       | 70-18895-00          |                                    |                    |                   |
| 2                     | *Caster                               | 12-19071-00          |                                    |                    |                   |
| 3                     | *Caster                               | 12-19071-01          |                                    |                    |                   |
| 4                     | *Washer. Helical                      | 90-06692-00          |                                    |                    |                   |
| 5                     | *Screw. Mach Hex Hd No. 5 16-18 x 3 4 | 90-06255-09          |                                    |                    |                   |
| 6                     | *Foot. Leveler                        | 90-00022-01          |                                    |                    |                   |

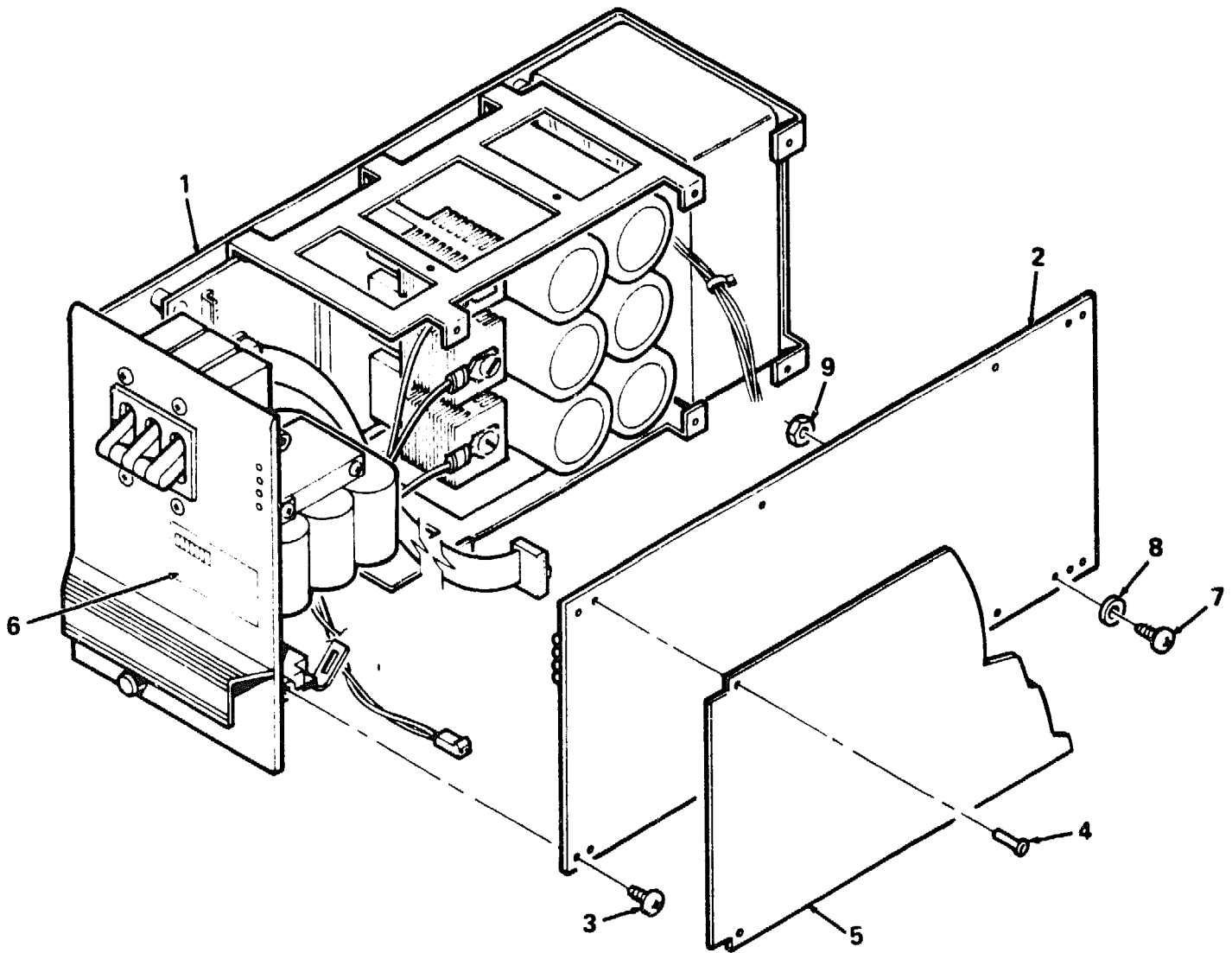


**ORIGINAL DESIGN**

8800X-021

Figure 21 AC Input Assembly (Original Design)

| FIG. & ITEM NO. | DESCRIPTION                             | L<br>DEC<br>PART NO. | ECO<br>CUT-IN<br>H7170-A<br>00010 | USED<br>ON<br>CODE | REF<br>FIG<br>NO. |
|-----------------|---|----------------------|-----------------------------------|--------------------|-------------------|
| 21-             | AC INPUT ASSEMBLY (Original Design)     | H7170-A              |                                   |                    | 5                 |
| 1               | *Chassis Assembly                       | 70-19727-00          |                                   |                    |                   |
| 2               | *Circuit Breaker 18A 250V               | 12-16654-00          |                                   |                    |                   |
| 3               | *Screw. Sems Phi Pan Hd No. 6-32 x 5 16 | 90-09701-00          |                                   |                    |                   |
| 4               | *Transformer                            | 16-17376-00          |                                   |                    |                   |
| 5               | *Washer, Flat                           | 90-06660-00          |                                   |                    |                   |
| 6               | *Nut, Kep No. 8-32                      | 90-06563-00          |                                   |                    |                   |
| 7               | *Washer, External Tooth Lock            | 90-07651-00          |                                   |                    |                   |
| 8               | *Nut, Kep No. 10-32                     | 90-06565-00          |                                   |                    |                   |
| 9               | *Heat Sink                              | 74-28765-01          |                                   |                    |                   |
| 10              | *Washer, Split Lock No. 6               | 90-07801-00          |                                   |                    |                   |
| 11              | *Screw, Phi Pan Hd No. 6-32 x 9 16      | 90-07793-01          |                                   |                    |                   |
| 12              | *Resistor                               | 13-21062-02          |                                   |                    |                   |
| 13              | *Screw, Phi Pan Hd No. 4-40 x 7 16      | 90-06012-01          |                                   |                    |                   |
| 14              | *Washer, Split Lock No. 4               | 90-06688-00          |                                   |                    |                   |
| 15              | *Module, Limiter                        | 54-14187-01          |                                   |                    |                   |
| 16              | *Washer, Flat No. 6                     | 90-06656-00          |                                   |                    |                   |
| 17              | *Screw, Sems Phi Pan Hd No. 6-32 x 1 2  | 90-00049-03          |                                   |                    |                   |
| 18              | *Module, AC input                       | 54-13775-01          |                                   |                    |                   |
| 19              | *Rivet                                  | 90-10228-00          |                                   |                    |                   |
| 20              | *Washer, Split Lock No. 10              | 90-07906-00          |                                   |                    |                   |
| 21              | *Screw, Phi Pan Hd No. 10-32 x 3 8      | 90-06071-01          |                                   |                    |                   |
| 22              | *Shield, Magnetic Insulation            | 12-21747-01          |                                   |                    |                   |
| 23              | *Screw, Phi Pan Hd No. 6-32 x 5 16      | 90-06021-01          |                                   |                    |                   |
| 24              | *Washer, External Tooth Lock No. 6      | 90-07649-00          |                                   |                    |                   |
| 25              | *Nut, Kep No. 6-32                      | 90-08185-00          |                                   |                    |                   |
| 26              | *Mount, Cable Tie                       | 90-08264-00          |                                   |                    |                   |
| 27              | *Tie, Cable                             | 90-07031-00          |                                   |                    |                   |
| 28              | *Ground Strap                           | 74-24067-00          |                                   |                    |                   |
| 29              | *Clamp, Cable                           | 90-07081-00          |                                   |                    |                   |
| 30              | *Screw, Phi Pan Hd No. 10-32 x 7 16     | 90-00038-08          |                                   |                    |                   |
|                 | CABLES HARNESS (Not Shown)              |                      |                                   |                    |                   |
|                 | *Jumper Cable Assembly (Red)            | 17-00527-01          |                                   |                    |                   |
|                 | *Jumper Cable Assembly                  | 17-00530-01          |                                   |                    |                   |
|                 | *Jumper Cable Assembly (Brown)          | 17-00527-02          |                                   |                    |                   |
|                 | *Jumper Cable Assembly                  | 17-00528-01          |                                   |                    |                   |
|                 | *Cable Assembly (5Ft)                   | 17-00529-01          |                                   |                    |                   |
|                 | *Harness Assembly, Wire                 | 17-00524-01          |                                   |                    |                   |
|                 | *Harness Assembly, Wire                 | 17-00525-01          |                                   |                    |                   |
|                 | *Harness Assembly, Wire                 | 17-00526-01          |                                   |                    |                   |
|                 | LABELS DECALS (Not Shown)               |                      |                                   |                    |                   |
|                 | *Label, "Caution"                       | 36-17615-00          |                                   |                    |                   |
|                 | *Label, "Power Supply"                  | 90-09255-01          |                                   |                    |                   |
|                 | *Label, "Danger"                        | 36-16930-01          |                                   |                    |                   |
|                 | *Decal, "CSA"                           | 36-13211-00          |                                   |                    |                   |

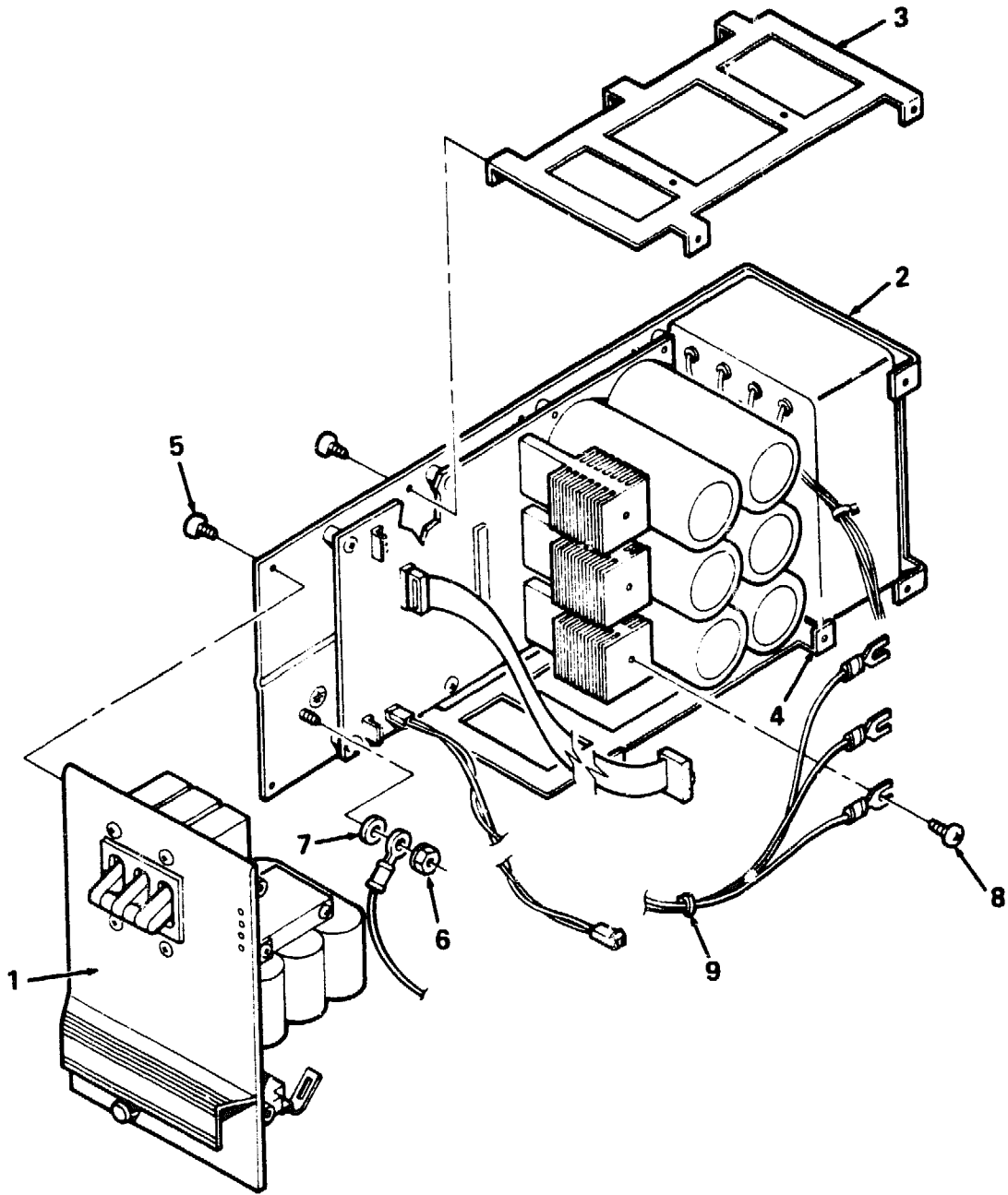


## MODIFIED DESIGN

8800X-21A

Figure 21A. AC Input Assembly (Modified Design)

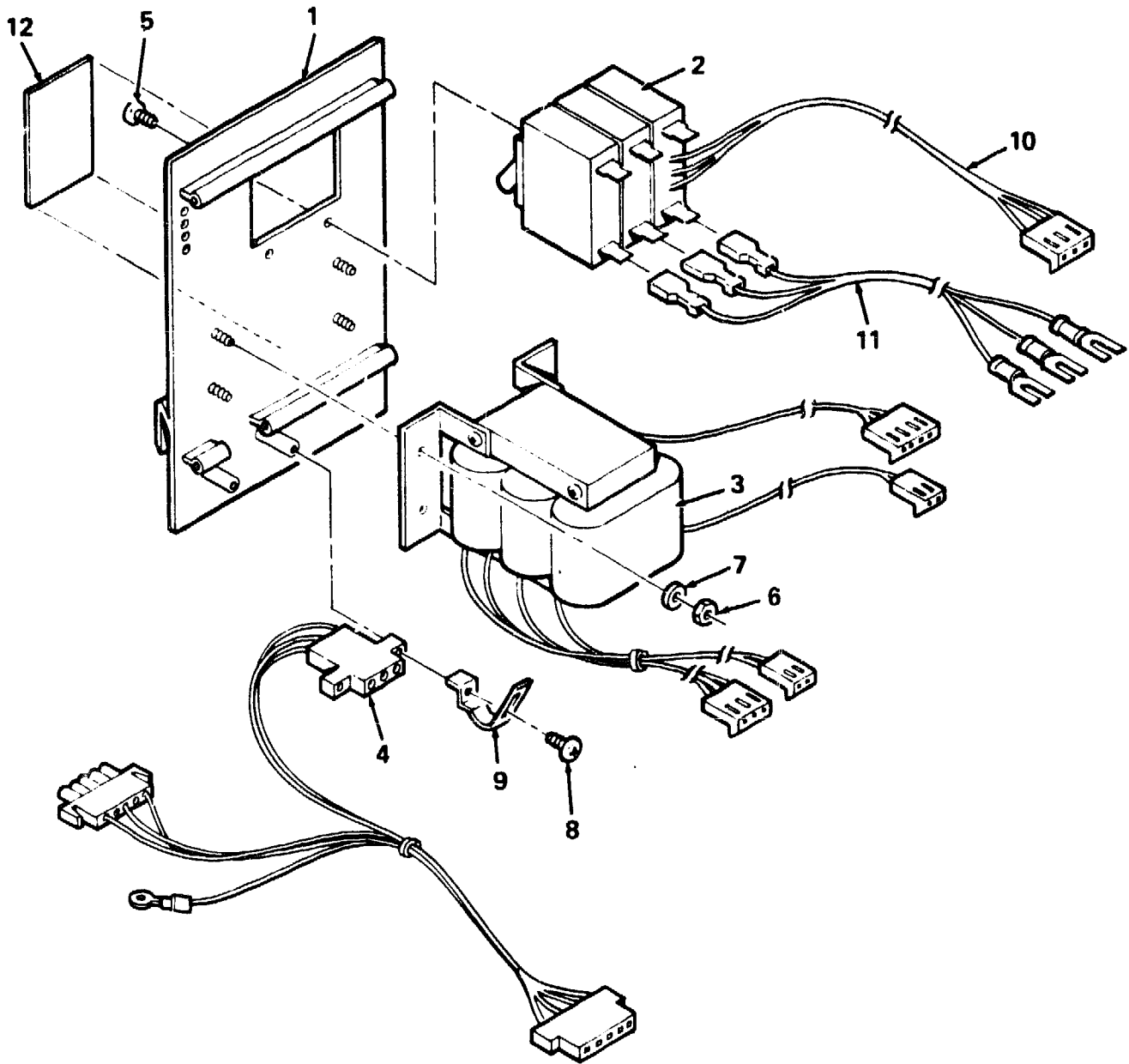
| FIG. &<br>ITEM<br>NO. | DESCRIPTION                              | DEC<br>PART NO. | ECO<br>CUT-IN<br>H7170-A<br>00013 | USED<br>ON<br>CODE | REF<br>FIG<br>NO. |
|-----------------------|--|-----------------|-----------------------------------|--------------------|-------------------|
| 21A                   | AC INPUT ASSEMBLY (Modified Design)      | H7170-A         |                                   |                    | 5                 |
| 1                     | *CHASSIS ASSEMBLY, AC INPUT              | 70-23773-01     |                                   |                    | 21B               |
| 2                     | *Module, Regulator +12 15 Volt           | 54-17913-01     |                                   |                    |                   |
| 3                     | *Screw, Sems Phil Pan Hd No. 6-32 x 5/16 | 90-09984-07     |                                   |                    |                   |
| 4                     | *Rivet, Accordian                        | 90-10228-00     |                                   |                    |                   |
| 5                     | *Shield, Magnetic Insulation             | 12-21747-01     |                                   |                    |                   |
| 6                     | *Decal, Clear Preprinted CSA             | 36-13211-00     |                                   |                    |                   |
| 7                     | *Screw, Mach Pan Phil 6-32 x 5/16        | 90-06021-01     |                                   |                    |                   |
| 8                     | *Washer, Lock                            | 90-07649-00     |                                   |                    |                   |
| 9                     | *Nut, Hex Ext Tooth Lckwshr 6-32 x 1/4   | 90-08185-00     |                                   |                    |                   |



8800X-21B

Figure 21B. Chassis Assembly, AC Input

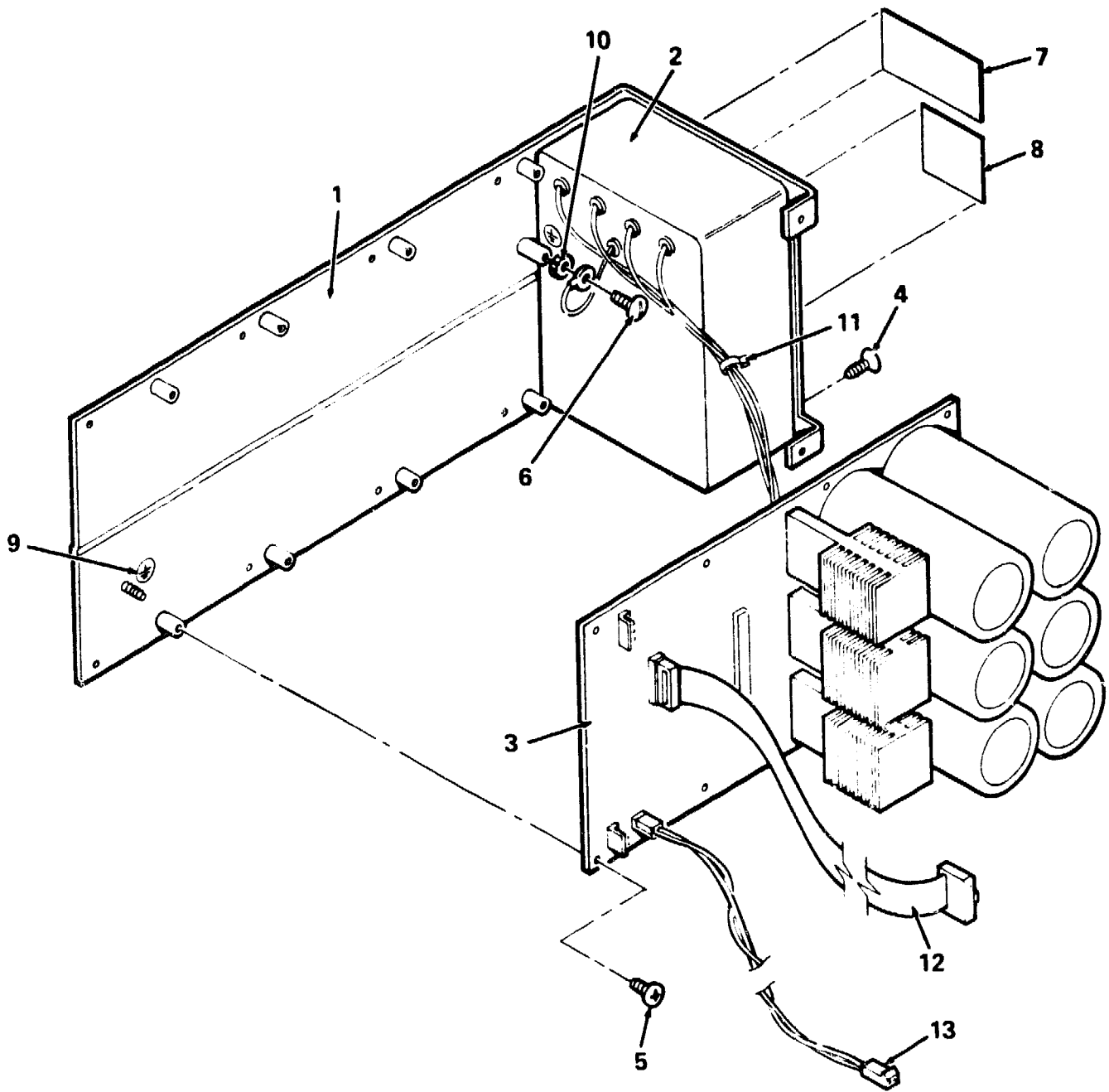
| FIG. &<br>ITEM<br>NO. | DESCRIPTION                                 | A<br>DEC<br>PART NO. | ECO<br>CUT-IN<br>70-23773<br>00000 | USED<br>ON<br>CODE | REF<br>FIG<br>NO. |
|-----------------------|---|----------------------|------------------------------------|--------------------|-------------------|
| 21B                   | CHASSIS ASSEMBLY, AC INPUT                  | 70-23773-01          |                                    |                    | 21A               |
| 1                     | *PANEL ASSEMBLY, FRONT                      | 70-23771-01          |                                    |                    | 21C               |
| 2                     | *CHASSIS ASSEMBLY                           | 70-23772-01          |                                    |                    | 21D               |
| 3                     | *Stiffener, Top                             | 74-34245-02          |                                    |                    |                   |
| 4                     | *Stiffener, Bottom                          | 74-34245-01          |                                    |                    |                   |
| 5                     | *Screw, Sems Pan Phi Hd No. 6-32 x 5/16     | 90-09984-07          |                                    |                    |                   |
| 6                     | *Nut, Hex Ext Tooth Lckwshr No. 10-32 x 3/8 | 90-06565-00          |                                    |                    |                   |
| 7                     | *Washer, External                           | 90-07651-00          |                                    |                    |                   |
| 8                     | *Screw, Sems Pan Phi Hd. 10-32 x 3/8        | 90-09228-10          |                                    |                    |                   |
| 9                     | *Tie, Cable                                 | 90-07031-00          |                                    |                    |                   |



8800X-21C

Figure 21C. Panel Assembly, Front

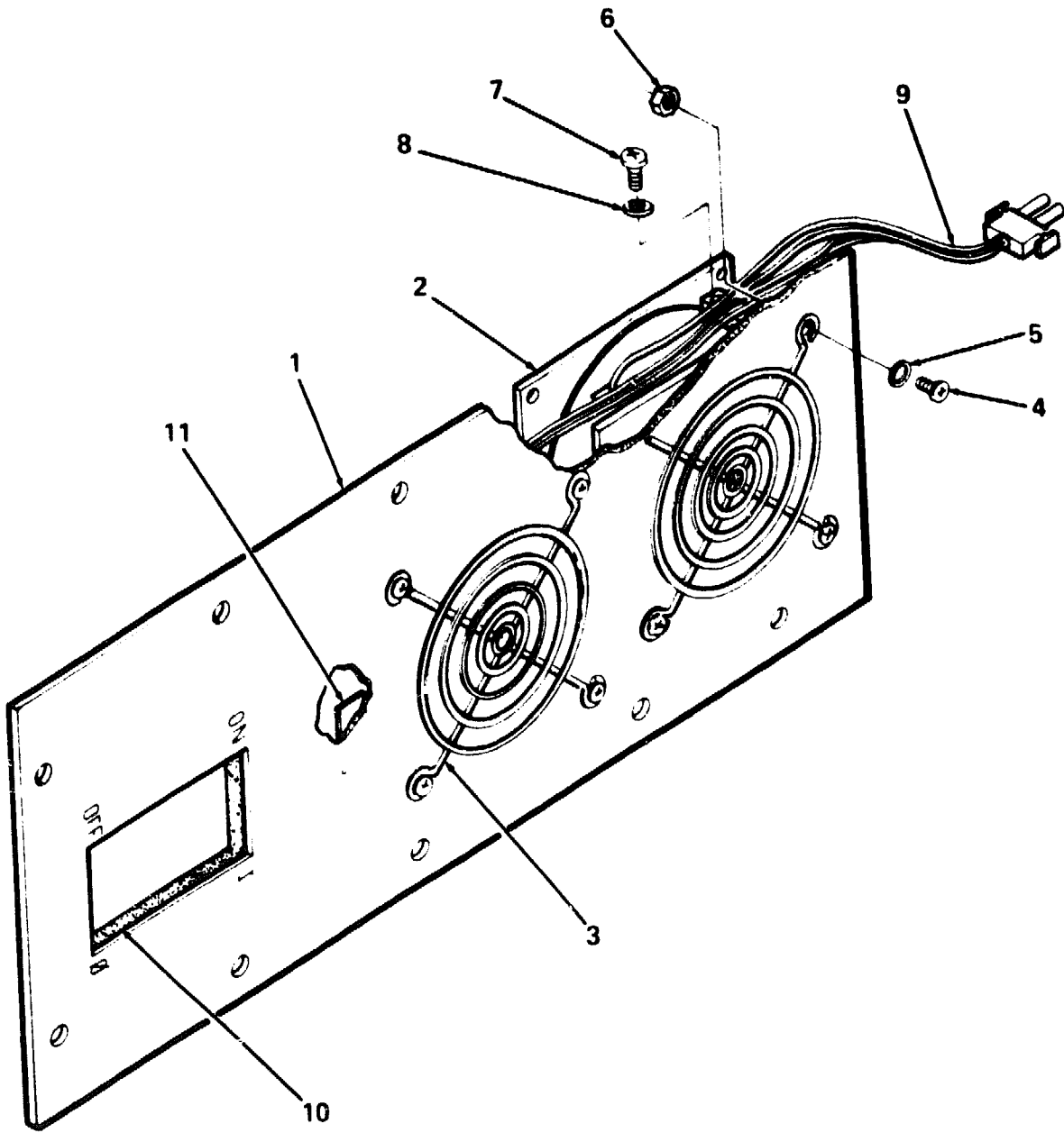
| FIG. & ITEM NO. | DESCRIPTION                              | A<br>DEC PART NO. | ECO CUT-IN<br>70-23771<br>00000 | USED ON CODE | REF FIG NO. |
|-----------------|--|-------------------|---------------------------------|--------------|-------------|
| 21C             | PANEL ASSEMBLY. FRONT                    | 70-23771-01       |                                 |              | 21B         |
| 1               | *Panel. Front                            | 74-27066-02       |                                 |              |             |
| 2               | *Circuit Breaker                         | 12-26282-01       |                                 |              |             |
| 3               | *Transformer                             | 16-26666-01       |                                 |              |             |
| 4               | *Harness. DC                             | 17-01440-01       |                                 |              |             |
| 5               | *Screw. Sems Pan Phi Hd No. 6-32 x 5 16  | 90-09701-00       |                                 |              |             |
| 6               | *Nut. Hex Ext Tooth Lckwshr 8-32 x 11 32 | 90-06563-00       |                                 |              |             |
| 7               | *Washer. Flat                            | 90-06660-00       |                                 |              |             |
| 8               | *Screw. Sems Pan Phi Hd No. 6-32 x 7 16  | 90-09984-02       |                                 |              |             |
| 9               | *Groundstrap                             | 74-24067-00       |                                 |              |             |
| 10              | *Harness. Breaker Sense                  | 17-00529-02       |                                 |              |             |
| 11              | *Harness. AC                             | 17-01443-01       |                                 |              |             |
| 12              | *Label. Danger #7170                     | 36-16730-01       |                                 |              |             |



8800X-21D

Figure 21D. Chassis Assembly

| FIG. &<br>ITEM<br>NO. | DESCRIPTION                             | A<br>DEC<br>PART NO. | ECO<br>CUT-IN<br>70-23772<br>00000 | USED<br>ON<br>CODE | REF<br>FIG<br>NO. |
|-----------------------|---|----------------------|------------------------------------|--------------------|-------------------|
| 21D                   | CHASSIS ASSEMBLY                        | 70-23772-01          |                                    |                    | 21B               |
| 1                     | *Chassis                                | 74-27077-02          |                                    |                    |                   |
| 2                     | *Linefilter                             | 12-17065-01          |                                    |                    |                   |
| 3                     | *Module, Input                          | 54-17915-01          |                                    |                    |                   |
| 4                     | *Screw, Mach Flat Phi Hd No. 6-32 x 3 8 | 90-06022-02          |                                    |                    |                   |
| 5                     | *Screw, Sems Pan Phi Hd No. 6-32 x 7 16 | 90-09984-02          |                                    |                    |                   |
| 6                     | *Screw, Sems Pan Phi Hd No. 10-32 x 3 8 | 90-09228-10          |                                    |                    |                   |
| 7                     | *Label, "Power Supply"                  | 90-09255-01          |                                    |                    |                   |
| 8                     | *Label, "Caution Replace Fuse"          | 36-17615-00          |                                    |                    |                   |
| 9                     | *Label, "Ground Symbol"                 | 36-12680-00          |                                    |                    |                   |
| 10                    | *Washer, Internal Lock                  | 90-06635-00          |                                    |                    |                   |
| 11                    | *Te. Cable                              | 90-07031-01          |                                    |                    |                   |
| 12                    | *Bias, Harness A                        | 17-01441-01          |                                    |                    |                   |
| 13                    | *Bias, Harness B                        | 17-01442-01          |                                    |                    |                   |

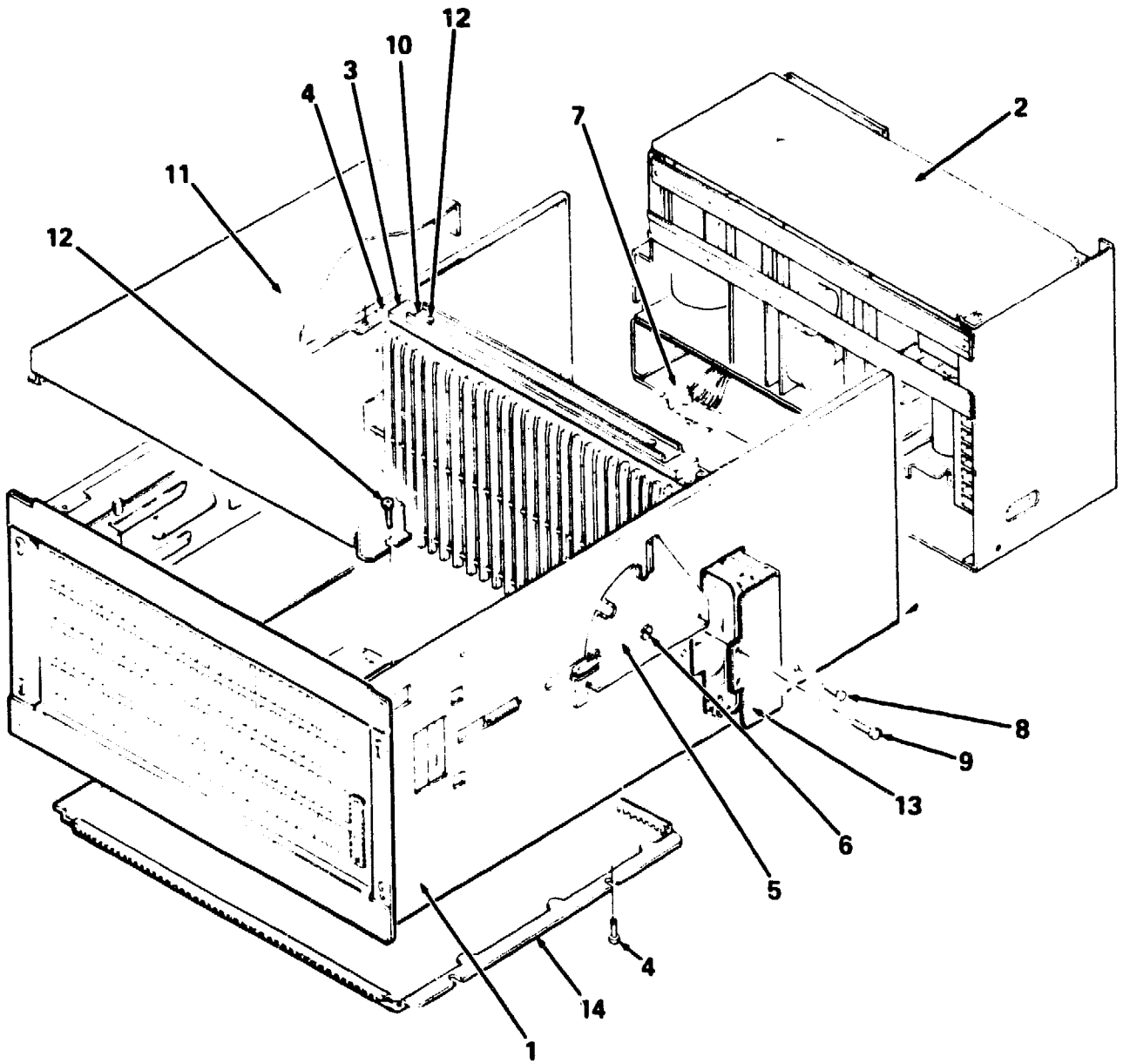


8800X-22

Figure 22. Panel Assembly, Fan

| FIG. &<br>ITEM<br>NO. | DESCRIPTION                                 | B<br>DEC<br>PART NO. | ECO<br>CUT-IN<br>70-19886<br>00000 | USED<br>ON<br>CODE | REF<br>FIG<br>NO. |
|-----------------------|---|----------------------|------------------------------------|--------------------|-------------------|
| 22-                   | PANEL ASSEMBLY, FAN                         | 70-19886-00          |                                    |                    | 3                 |
| 1                     | *Panel, Circuit Breaker (50Hz)              | 74-26286-01          |                                    |                    |                   |
| 2                     | *Fan, 43 CFM 115V                           | 12-17437-01          |                                    |                    |                   |
| 3                     | *Guard, Finger                              | 12-12580-00          |                                    |                    |                   |
| 4                     | *Screw, Phi Pan Hd No.6-32 x 7/16 (deleted) | 90-06023-01          |                                    |                    |                   |
| 4                     | *Screw, Phi Pan Hd No.6-32 x 7/16 (added)   | 90-06024-01          | 00001                              |                    |                   |
| 5                     | *Washer, Flat                               | 90-06659-00          |                                    |                    |                   |
| 6                     | *Nut, Kep No. 6-32                          | 90-06560-00          |                                    |                    |                   |
| 7                     | *Screw, Phi Pan Hd No. 6-32 x 1/4           | 90-09330-01          |                                    |                    |                   |
| 8                     | *Washer, Internal Tooth Lock                | 90-06633-00          |                                    |                    |                   |
| 9                     | *Harness Assembly, A.C.Fan Power            | 70-19897-00          |                                    |                    |                   |
| 10                    | *Seal, Foam                                 | 74-26310-01          |                                    |                    |                   |
| 11                    | *Label, "Power Supply"                      | 90-09255-00          |                                    |                    |                   |

**BA11-A  
UNIT ASSEMBLY**

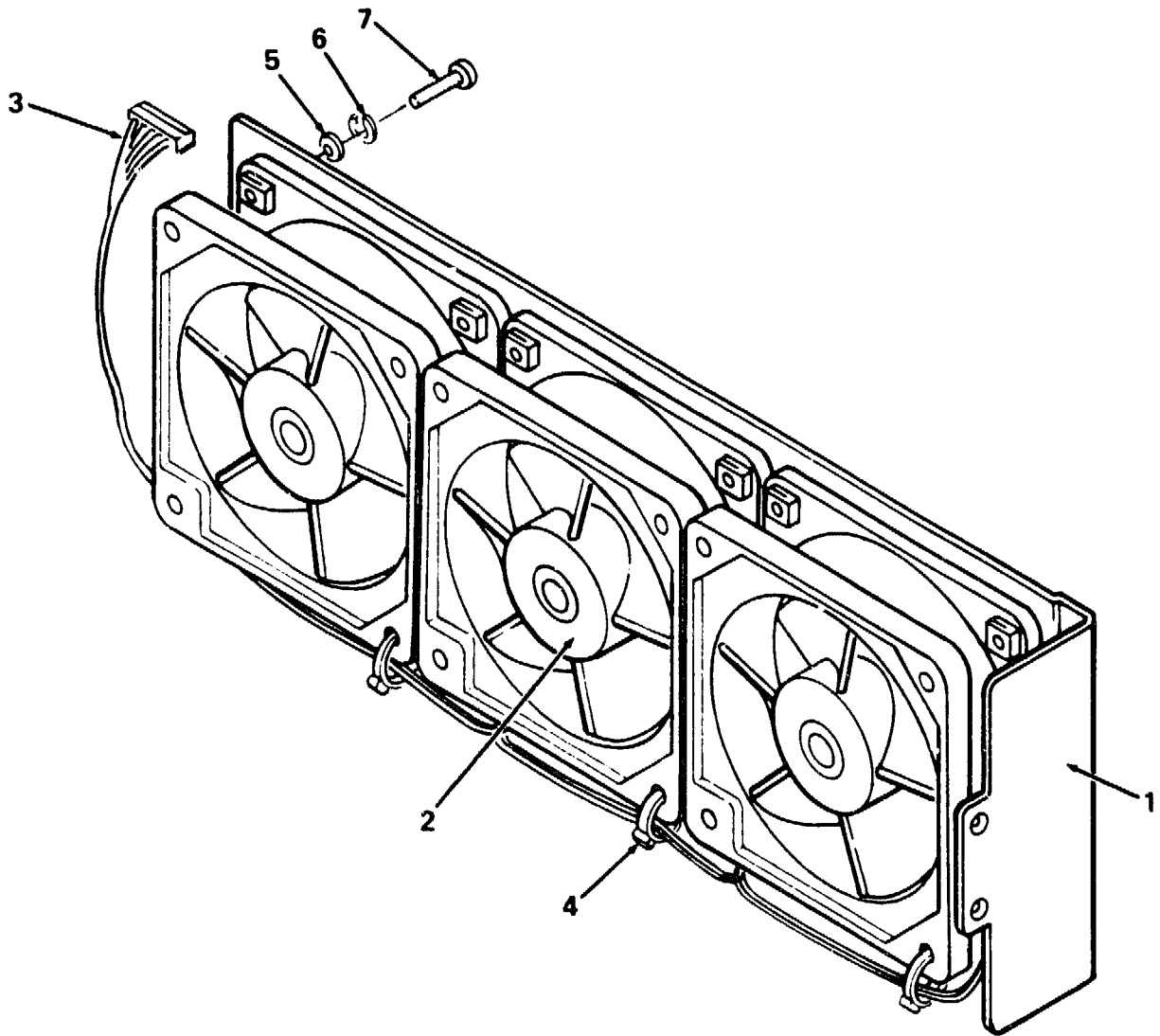


8800X-23

Figure 23. BA11-A Unit Assembly

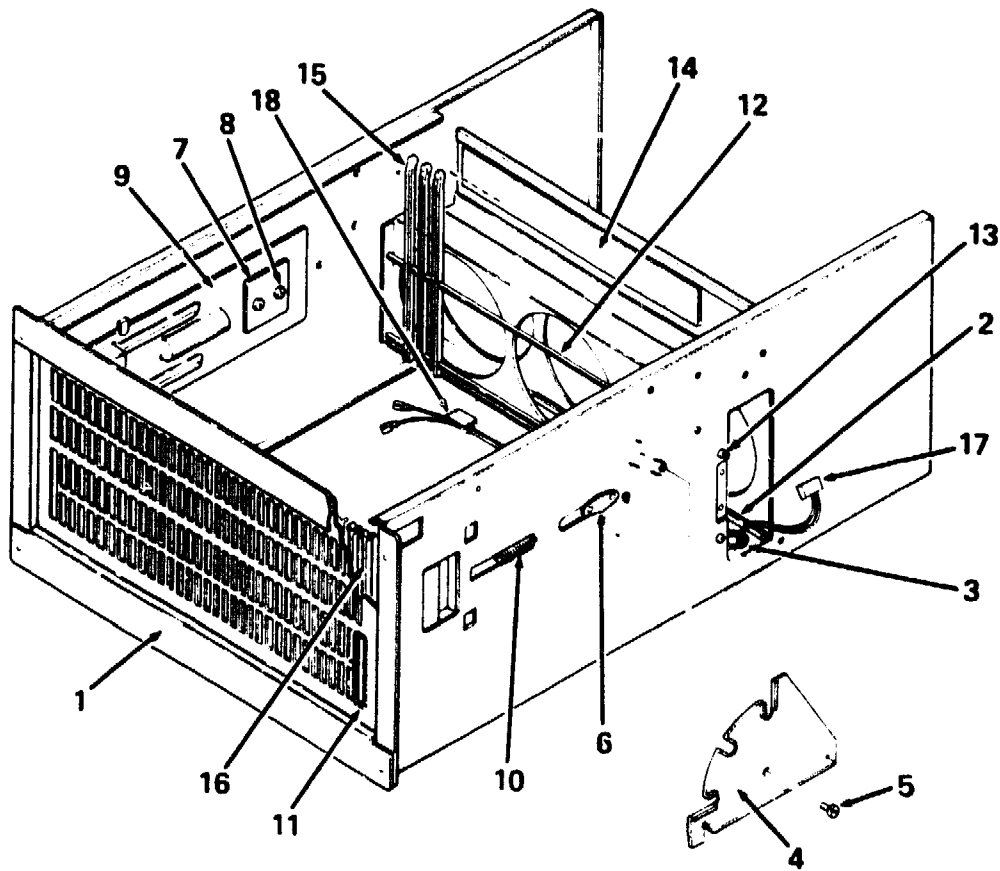
| FIG. & ITEM NO. | DESCRIPTION                                 | F<br>DEC<br>PART NO. | ECO<br>CUT-IN<br>BA11-A<br>00006 | USED<br>ON<br>CODE | REF<br>FIG<br>NO. |
|-----------------|---|----------------------|----------------------------------|--------------------|-------------------|
| 23-             | BA11-A UNIT ASSEMBLY                        | BA11-AW              |                                  | CDJK               | 2                 |
| 1               | *BOX ASSEMBLY                               | 70-16391-01          |                                  |                    | 26                |
| 2               | *POWER SUPPLY ASSEMBLY                      | H7204-BA             |                                  |                    | 25                |
| 3               | *Cover, Cable Compartment                   | 74-26283-01          |                                  |                    |                   |
| 4               | *Screw, Phi Pan Hd No. 6-32 x 5/16          | 90-09701-00          |                                  |                    |                   |
| 5               | *Plate, Slide Index (RH)                    | 74-21613-00          |                                  |                    |                   |
|                 | *Plate, Slide Index (LH)                    | 74-21613-01          |                                  |                    |                   |
| 6               | *Screw, Pivot                               | 12-16197-00          |                                  |                    |                   |
| 7               | *CABLE JUMPER ASSEMBLY                      | 70-16887-00          |                                  |                    | 27                |
| 8               | *Screw, Sems Phi Pan Hd No. 6-32 x 7/16     | 90-09984-00          |                                  |                    |                   |
| 9               | *Screw, Phi Flat Hd No. 6-32 x 3/16         | 90-10120-00          |                                  |                    |                   |
| 10              | *Cable Clamp Assembly                       | 70-20491-00          |                                  |                    |                   |
| 11              | *Cover Assembly, Top                        | 70-20490-00          |                                  |                    |                   |
| 12              | *Screw, Phi Pan Hd No. 10-32 x 1            | 90-06077-01          |                                  |                    |                   |
| 13              | *TRAY ASSEMBLY, FAN                         | 70-22115-01          |                                  |                    | 24                |
| 14              | *Cover Assembly, Bottom                     | 70-16479-00          |                                  |                    |                   |
|                 | CHASSIS SLIDE HARDWARE (Not Shown)          |                      |                                  |                    |                   |
|                 | *Bracket, Shipping                          | 74-13659-00          |                                  |                    |                   |
|                 | *Chassis Slide                              | 12-16971-00          |                                  |                    |                   |
|                 | *Nut, Kep No. 10-32 (added)                 | 90-06565-00          | 00007                            |                    |                   |
|                 | *Bracket, Slide Mtg R.H. (added)            | 74-31234-01          | 00007                            |                    |                   |
|                 | *Screw, Pan Phi Hd No. 20 x 1/4 (added)     | 90-09329-01          | 00007                            |                    |                   |
|                 | *Bracket, Slide Mtg L.H. (added)            | 74-31234-02          | 00007                            |                    |                   |
|                 | *Screw, Truss Phi Hd No. 8-32 x 3/8 (added) | 90-06037-03          | 00007                            |                    |                   |
|                 | *Washer, Flat (added)                       | 90-06660-00          | 00007                            |                    |                   |
|                 | *Nut, Hex Ext Tooth Lckwshr 8-32 (added)    | 90-06563-00          | 00007                            |                    |                   |
|                 | MODULE (Not Shown)                          |                      |                                  |                    |                   |
|                 | *Module, ELEM Power Supply Load             | M9049-00             |                                  |                    |                   |
|                 | LABELS (Not Shown)                          |                      |                                  |                    |                   |
|                 | *Label, "Danger High Voltage"               | 36-15087-02          |                                  |                    |                   |
|                 | *Label, "Module Utilization"                | 36-17791-01          |                                  |                    |                   |
|                 | *Label, "Electrical Rating" (added)         | 36-22148-01          | 00007                            |                    |                   |

| FIG. & ITEM NO. | DESCRIPTION                       | DEC PART NO. | ECO CUT-IN<br>70-22115<br>00001 | USED ON CODE | REF FIG NO. |
|-----------------|-----------------------------------|--------------|---------------------------------|--------------|-------------|
| 24-             | TRAY ASSEMBLY. FAN                | 70-22115-01  |                                 |              | 23          |
| 1               | *Tray and Bracket Assembly, Fan   | 70-16376-00  |                                 |              |             |
| 2               | *Fan, 12V Tube Axial              | 12-22271-03  |                                 |              |             |
| 3               | *Cable Assembly, Fan              | 17-00636-01  |                                 |              |             |
| 4               | *Tie, Cable                       | 90-07031-00  |                                 |              |             |
| 5               | *Washer, Flat No.6                | 90-06659-00  |                                 |              |             |
| 6               | *Washer, External Tooth Lock No.6 | 90-07649-00  |                                 |              |             |
| 7               | *Screw, Phi Pan Hd No. 6-32 x 5/8 | 90-06025-01  |                                 |              |             |



8800X-24

Figure 24. Tray Assembly, Fan

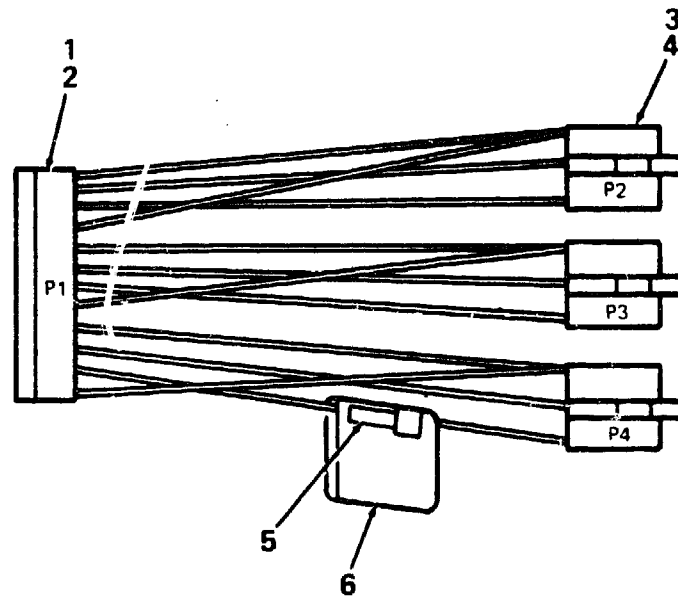


8800 X-25

Figure 25. Box Assembly

| FIG. &<br>ITEM<br>NO. | DESCRIPTION                               | E<br>DEC<br>PART NO. | ECO<br>CUT-IN<br>70-16391<br>00005 | USED<br>ON<br>CODE | REF<br>FIG<br>NO. |
|-----------------------|---|----------------------|------------------------------------|--------------------|-------------------|
| 25-                   | BOX ASSEMBLY                              | 70-16391-01          |                                    |                    | 23                |
| 1                     | *Frame Assembly, BA11 Box w/Bracket       | 70-16493-01          |                                    |                    |                   |
| 2                     | *Card Guide, Fan Tray                     | 90-10107-00          |                                    |                    |                   |
| 3                     | *Bushing, Snap                            | 90-07783-00          |                                    |                    |                   |
| 4                     | *Plate, Slide Index (R.H.)                | 74-21613-00          |                                    |                    |                   |
|                       | *Plate, Slide Index (L.H.)                | 74-21613-01          |                                    |                    |                   |
| 5                     | *Screw, Pivot                             | 12-16197-00          |                                    |                    |                   |
| 6                     | *Slide String                             | 74-21611-00          |                                    |                    |                   |
| 7                     | *Plate, Slide Nut                         | 74-21444-00          |                                    |                    |                   |
| 8                     | *Screw, Sems Phi Truss Hd No.10-32 x 7/16 | 12-16785-00          |                                    |                    |                   |
| 9                     | *Retractor, Slide Pawl                    | 12-17095-00          |                                    |                    |                   |
| 10                    | *Spring, Slide Pawl                       | 12-16190-00          |                                    |                    |                   |
| 11                    | *Grommet, Caterpillar                     | 90-07035-00          |                                    |                    |                   |
| 12                    | *Bar, Guide Mounting                      | 74-21612-00          |                                    |                    |                   |
| 13                    | *Screw, Phi Flat Hd No. 8-32 x 5/16       | 90-10118-00          |                                    |                    |                   |
| 14                    | *Foam, Tape 1/8 in. Single-sided          | 90-09087-00          |                                    |                    |                   |
| 15                    | *Card Guide (Natural)                     | 12-15848-00          |                                    |                    |                   |
|                       | *Card Guide (Black)                       | 12-15848-01          |                                    |                    |                   |
| 16                    | *Card Guide, Snap-In (White)              | 12-12405-00          |                                    |                    |                   |
|                       | *Card Guide, Snap-In (Black)              | 12-12405-10          |                                    |                    |                   |
| 17                    | *Harness Assembly, Fan Power              | 70-16901-00          |                                    |                    |                   |
| 18                    | *Clamp, Cable                             | 90-09771-03          |                                    |                    |                   |

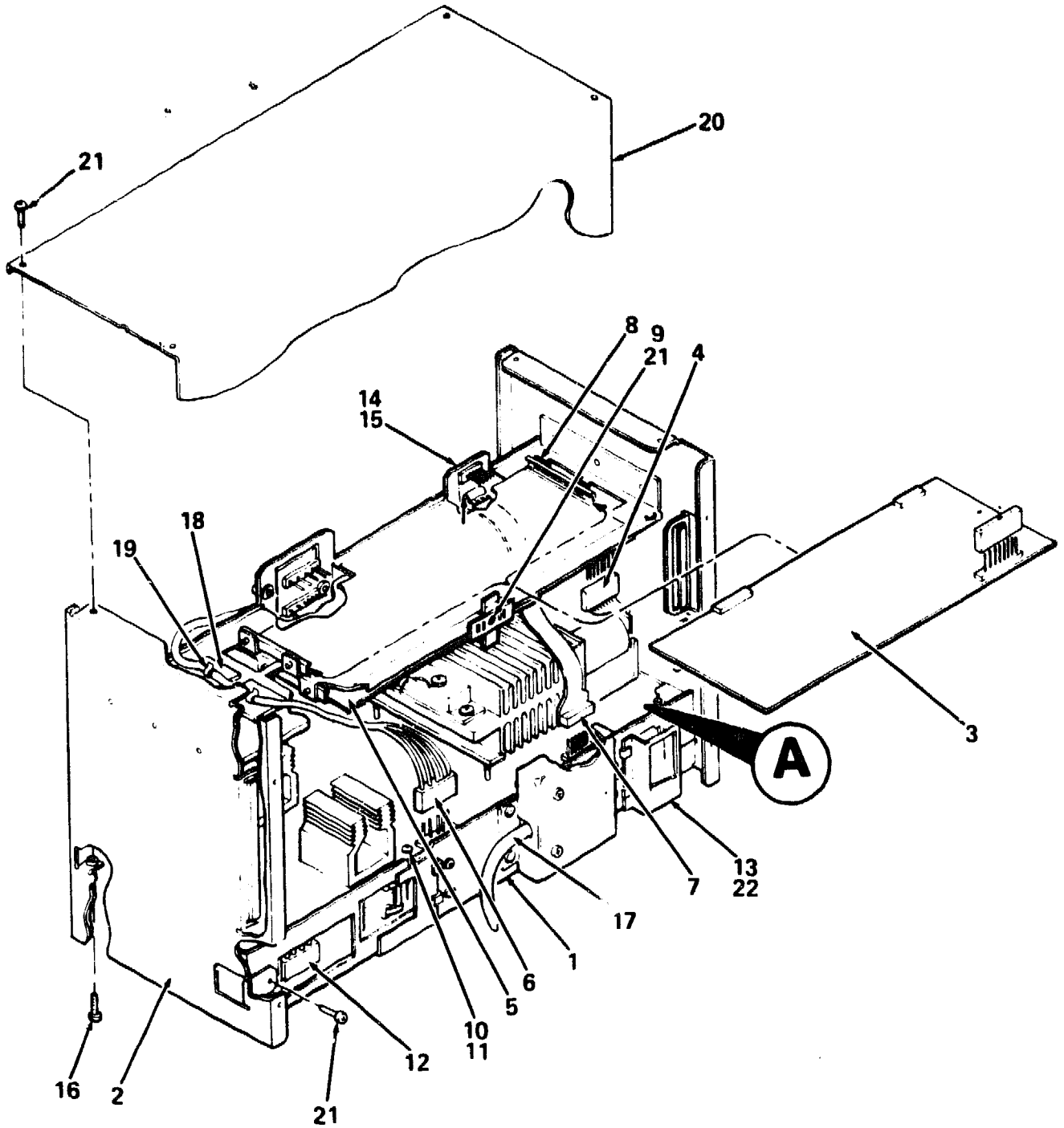
| FIG. & ITEM NO. | DESCRIPTION   | DEC PART NO. | ECO CUT-IN<br>70-16887<br>00000 | USED ON CODE | REF FIG NO. |
|-----------------|---|--------------|---------------------------------|--------------|-------------|
| 26-             | CABLE JUMPER ASSEMBLY                                     | 70-16887-00  |                                 |              | 23          |
| 1               | *Connector, (P1) Housing 12 Position                      | 12-16651-00  |                                 |              |             |
| 2               | *Connector Cover, (P1) 12 Pin                             | 12-16650-00  |                                 |              |             |
| 3               | *Connector, (P2,P3,P4) Socket Housing<br>6 Pin Mate-N-Lok | 12-09350-06  |                                 |              |             |
| 4               | *Terminal, (P2,P3,P4) Socket Contact                      | 12-09379-01  |                                 |              |             |
| 5               | *Tie, Cable   | 90-07031-00  |                                 |              |             |
| 6               | *Label, "Cable Identification"                            | 90-09532-00  |                                 |              |             |



8800X-26

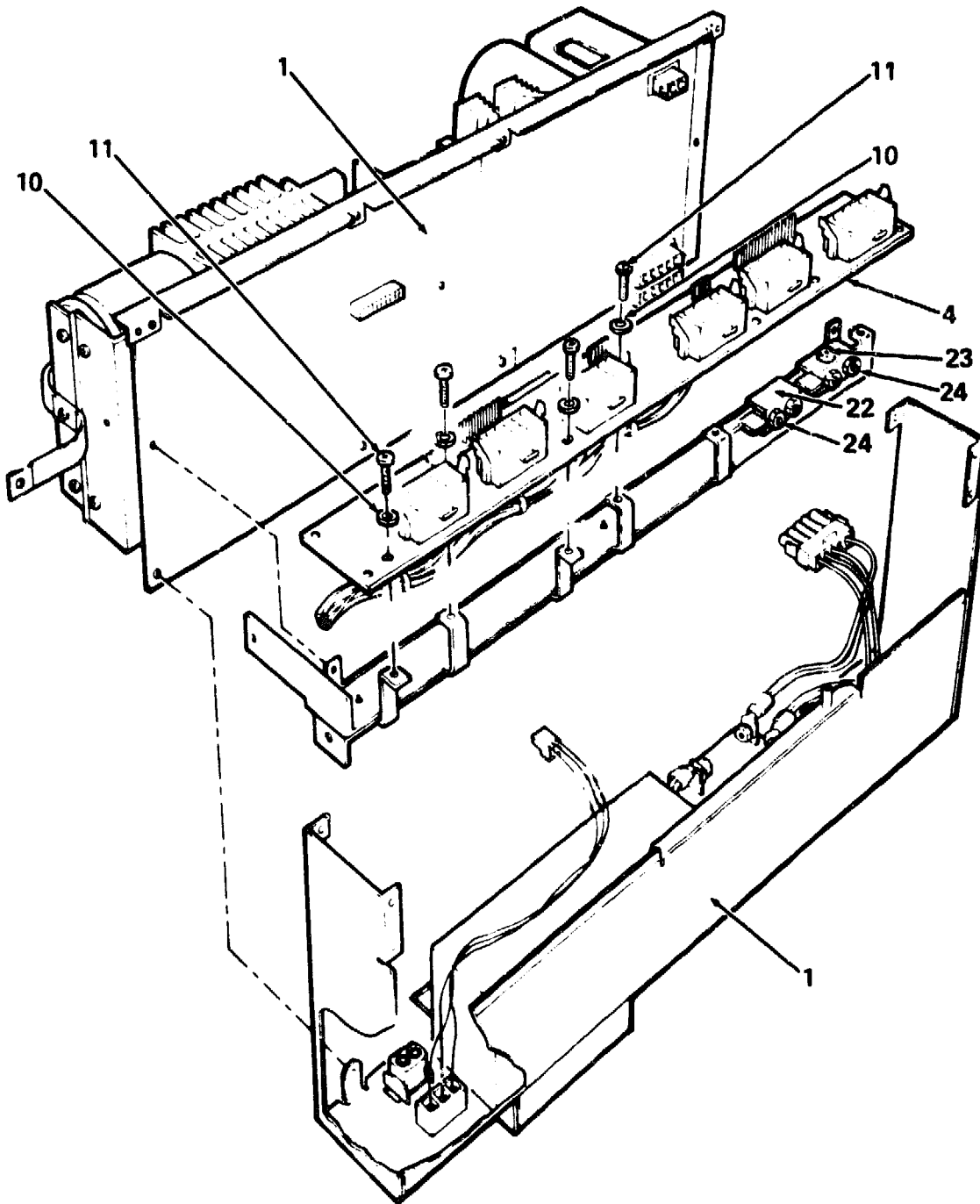
Figure 26. Cable Jumper Assembly

**H7204  
POWER SUPPLY**



8800X-27

Figure 27. Power Supply Assembly (Sheet 1 of 2)

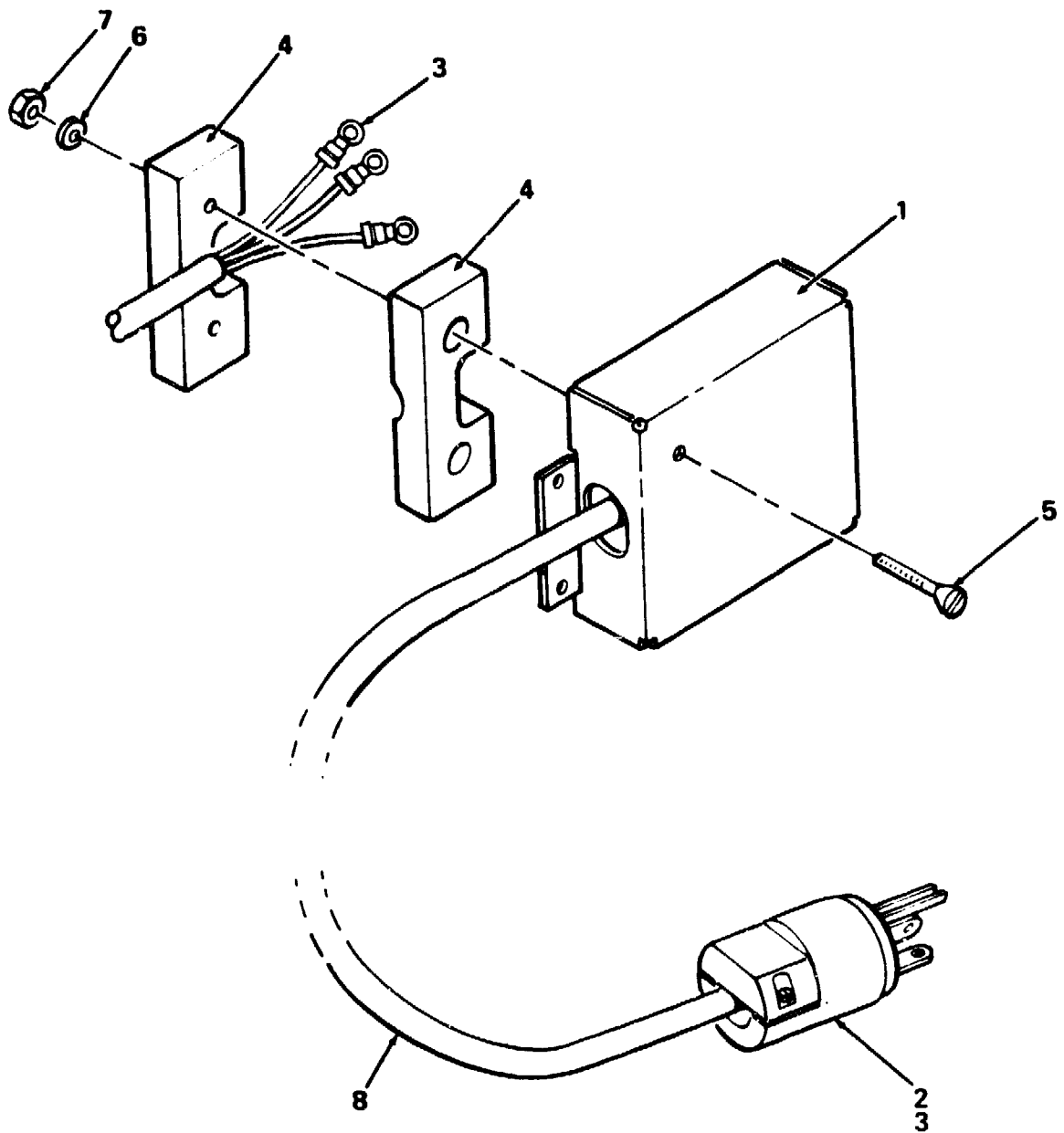


**A**

8800X-27A

Figure 27. Power Supply Assembly (Sheet 2 of 2)

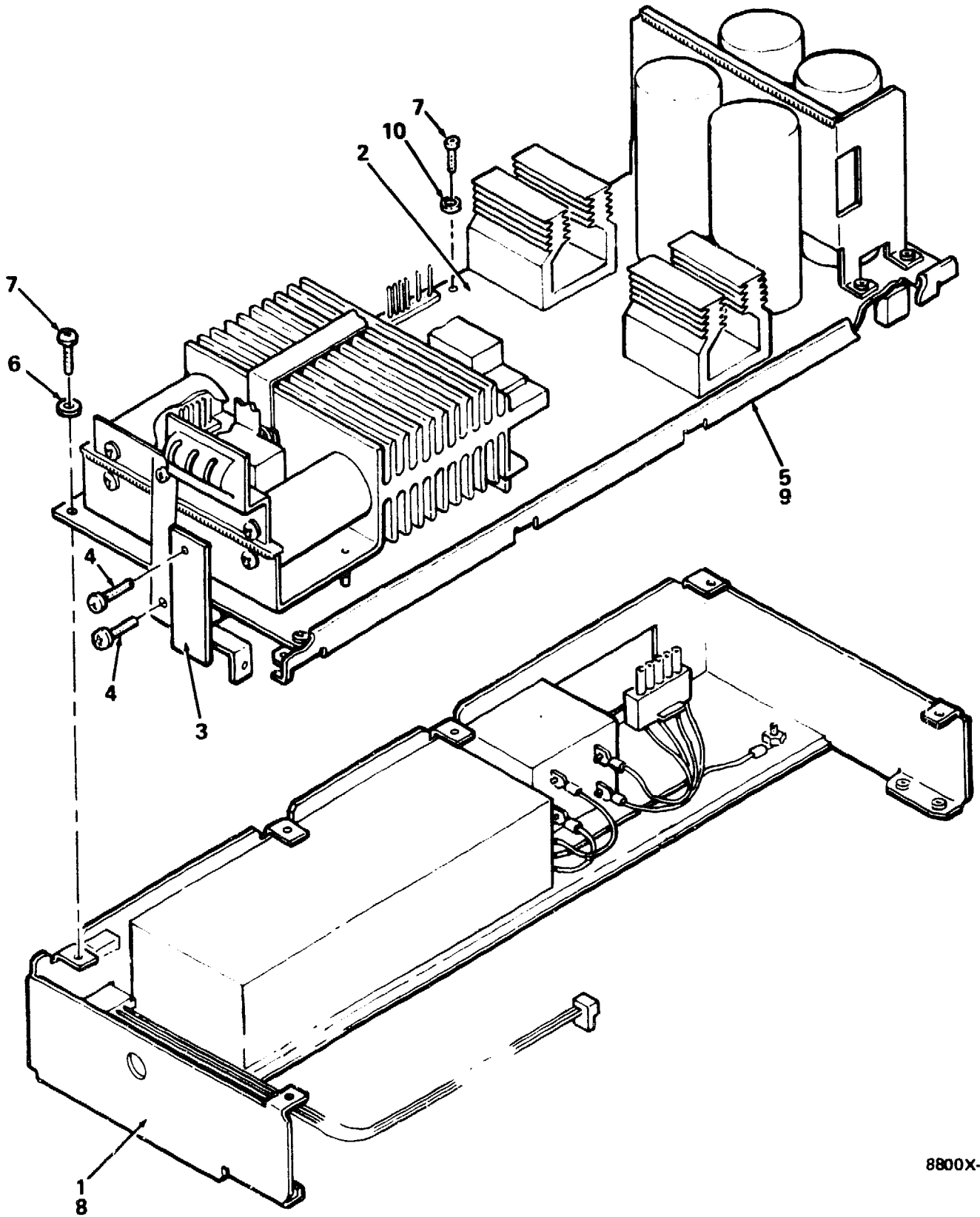
| FIG. & ITEM NO. | DESCRIPTION                             | F<br>DEC<br>PART NO. | ECO<br>CUT-IN<br>H7204-B<br>00005 | USED<br>ON<br>CODE | REF<br>FIG<br>NO. |
|-----------------|---|----------------------|-----------------------------------|--------------------|-------------------|
| 27-             | POWER SUPPLY ASSEMBLY                   | H7204-BA             |                                   |                    | 23                |
| 1               | *AC MAJOR BOARD ASSEMBLY                | 70-21682-02          |                                   |                    | 28                |
| 2               | *Chassis Assembly                       | 70-20608-01          |                                   |                    |                   |
| 3               | *Switcher Module Assembly, 12V 3A       | H7216-A              |                                   |                    |                   |
| 4               | *Module, Power Distribution             | 54-16152-01          |                                   |                    |                   |
| 5               | *Communication Regulator, +15V 5A       | H7217-00             |                                   |                    |                   |
| 6               | *Harness Assembly, Wire                 | 17-00588-01          |                                   |                    |                   |
| 7               | *Harness Assembly, Wire                 | 17-00556-01          |                                   |                    |                   |
| 8               | *Card Guide                             | 12-11375-02          |                                   |                    |                   |
| 9               | *Retainer, Module                       | 74-30087-01          |                                   |                    |                   |
| 10              | *Washer, Flat                           | 90-06656-00          |                                   |                    |                   |
| 11              | *Screw, Sems Phi Pan Hd No. 6-32 x 7/16 | 90-09984-02          |                                   |                    |                   |
| 12              | *Load Connector Assembly                | 20-23924-01          |                                   |                    |                   |
| 13              | *Cover, Distribution                    | 74-30190-01          |                                   |                    |                   |
| 14              | *Screw, Sems Phi Pan Hd No. 4-40 x 1/4  | 90-09643-02          |                                   |                    |                   |
| 15              | *Washer, Flat                           | 90-06655-00          |                                   |                    |                   |
| 16              | *Screw, Sems Phi Pan Hd No. 6-32 x 5/16 | 90-10155-00          |                                   |                    |                   |
| 17              | *POWER CORD ASSEMBLY                    | 70-22127-01          |                                   |                    | 29                |
| 18              | *Mount, Cable Tie                       | 90-08264-00          |                                   |                    |                   |
| 19              | *Tie, Cable                             | 90-07032-00          |                                   |                    |                   |
| 20              | *Cover, Chassis                         | 74-29749-01          |                                   |                    |                   |
| 21              | *Screw, Sems Phi Pan Hd No. 6-32 x 1/4  | 90-10174-00          |                                   |                    |                   |
| 22              | *Bracket, Mounting                      | 74-22731-01          |                                   |                    |                   |
| 23              | *Screw, Sems Phi Pan Hd No. 10-32 x 3/8 | 90-09228-10          |                                   |                    |                   |
| 24              | *Nut, Kep No. 10-32                     | 90-06565-00          |                                   |                    |                   |
|                 | Label (Not Shown)                       |                      |                                   |                    |                   |
|                 | *Label, "Power Supply Sub Assembly ID"  | 90-09255-03          |                                   |                    |                   |
|                 | *Label, "Insulator"                     | 36-17973-04          |                                   |                    |                   |
|                 | *Label, "Switch Position"               | 36-15680-00          |                                   |                    |                   |
|                 | *Label, "Danger High Voltage"           | 36-10267-00          |                                   |                    |                   |
|                 | *Label, "Unit ID"                       | 36-24103-01          |                                   |                    |                   |
|                 | *Label, "Terminal ID"                   | 36-24104-01          |                                   |                    |                   |



8800X-28

Figure 28. Power Cord Assembly

| FIG. &<br>ITEM<br>NO. | DESCRIPTION                            | A<br>DEC<br>PART NO. | ECO<br>CUT-IN<br>70-22127<br>00000 | USED<br>ON<br>CODE | REF<br>FIG<br>NO. |
|-----------------------|--|----------------------|------------------------------------|--------------------|-------------------|
| 28-                   | POWER CORD ASSEMBLY                    | 70-22127-01          |                                    |                    | 25                |
| 1                     | *Cover, AC                             | 74-30796-01          |                                    |                    |                   |
| 2                     | *Connector Plug, Power 120V            | 90-08853-00          |                                    |                    |                   |
| 3                     | *Terminal Ring                         | 90-07928-00          |                                    |                    |                   |
| 4                     | *Cable Clamp                           | 12-15566-00          |                                    |                    |                   |
| 5                     | *Screw, Phi Flat Hd No. 8-32 x 1       | 90-06042-02          |                                    |                    |                   |
| 6                     | *Washer, Flat No. 8                    | 90-06660-00          |                                    |                    |                   |
| 7                     | *Nut, Kep No. 8-32                     | 90-06563-00          |                                    |                    |                   |
| 8                     | *Power Cord Assembly                   | 17-00027-01          |                                    |                    |                   |
|                       | LABEL (Not Shown)                      |                      |                                    |                    |                   |
|                       | *Label, "Power Supply/Sub Assembly ID" | 90-09255-03          |                                    |                    |                   |

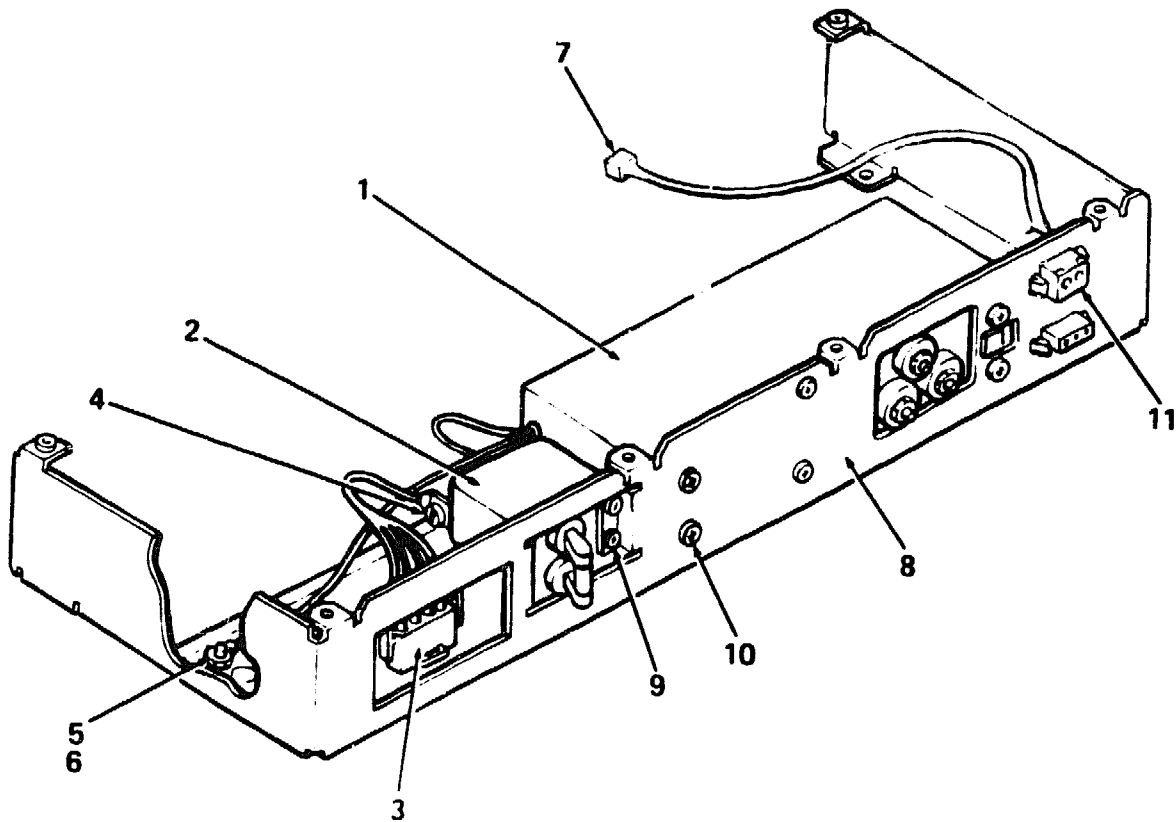


8800X-29

Figure 29. AC Major Board Assembly

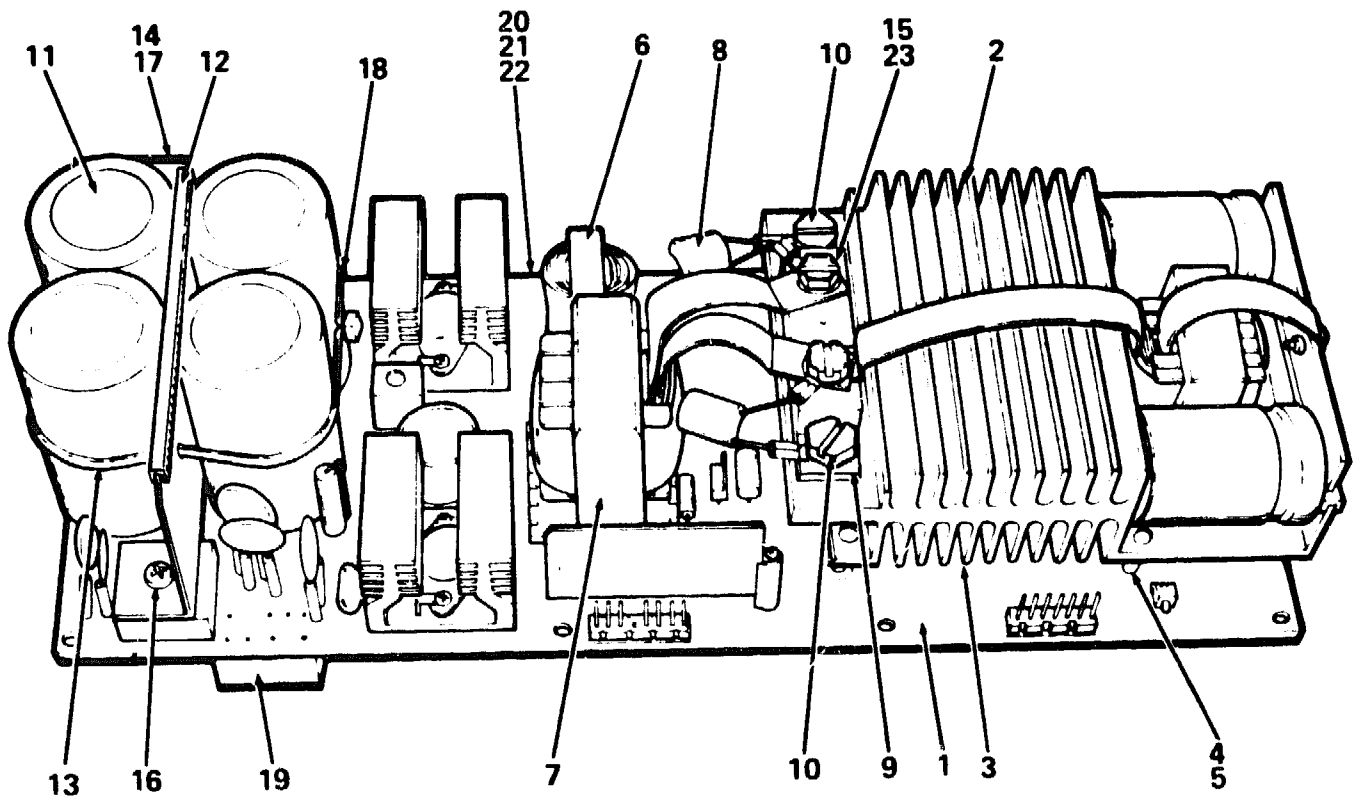
| FIG. & ITEM NO. | DESCRIPTION                             | F<br>DEC<br>PART NO. | ECO<br>CUT-IN<br>H7204<br>00005 | USED<br>ON<br>CODE | REF<br>FIG<br>NO. |
|-----------------|---|----------------------|---------------------------------|--------------------|-------------------|
| 29-             | AC MAJOR BOARD ASSEMBLY                 | 70-21682-02          |                                 |                    | 25                |
| 1               | *AC ASSEMBLY                            | 70-21675-02          |                                 |                    | 30                |
| 2               | *POWER SUPPLY ASSEMBLY (5V,100A)        | H7203-A              |                                 |                    | 31                |
| 3               | *Bus Bar Assembly                       | 70-21669-01          |                                 |                    |                   |
| 4               | *Screw, Sems Phi Pan Hd No. 10-32 x 3/8 | 90-09228-10          |                                 |                    |                   |
| 5               | *Insulator                              | 74-30833-01          |                                 |                    |                   |
| 6               | *Washer, Flat No. 6                     | 90-06659-00          |                                 |                    |                   |
| 7               | *Screw, Sems Phi Pan Hd No. 6-32 x 5/16 | 90-09701-00          |                                 |                    |                   |
| 8               | *Nut, Kep No. 6-32                      | 90-06560-00          |                                 |                    |                   |
| 9               | *Rivet, Accordin                        | 90-10228-00          |                                 |                    |                   |
| 10              | *Washer, Flat Nylon                     | 90-06707-00          |                                 |                    |                   |

| FIG. & ITEM NO. | DESCRIPTION                                    | DEC PART NO. | ECO CUT-IN<br>70-21675<br>00001 | USED ON CODE | REF FIG NO. |
|-----------------|--|--------------|---------------------------------|--------------|-------------|
| 30-             | AC ASSEMBLY                                    | 70-21675-02  |                                 |              | 29          |
| 1               | *Line Filter Assembly                          | 12-23232-01  |                                 |              |             |
| 2               | *Circuit Breaker                               | 12-22896-01  |                                 |              |             |
| 3               | *Cable Assembly                                | 17-00678-01  |                                 |              |             |
| 4               | *Screw, Sems Phi Pan Hd No. 8-32 x 1/4         | 90-09545-00  |                                 |              |             |
| 5               | *Washer, Flat No. 10                           | 90-06664-00  |                                 |              |             |
| 6               | *Nut, Kep No. 10-32                            | 90-06565-00  |                                 |              |             |
| 7               | *Cable Assembly                                | 17-00635-01  |                                 |              |             |
| 8               | *Bracket, AC                                   | 74-29745-01  |                                 |              |             |
| 9               | *Screw, Sems Phi Pan Hd No. 6-32 x 3.8         | 90-10174-00  |                                 |              |             |
| 10              | *Screw, Sems Phi Pan Hd No. 6-32 x 1.4         | 90-10174-01  |                                 |              |             |
| 11              | *Connector, Housing 2 Pin Mate-N-Loc (deleted) | 12-12167-02  |                                 |              |             |
|                 | *Connector, Housing 2 Pin Mate-N-Loc (added)   | 12-12165-01  | 7C-21682<br>00003               |              |             |
|                 | LABEL (Not Shown)                              |              |                                 |              |             |
|                 | *Label, "Ground Symbol"                        | 36-12680-01  |                                 |              |             |



8800X-30

Figure 30. AC Assembly

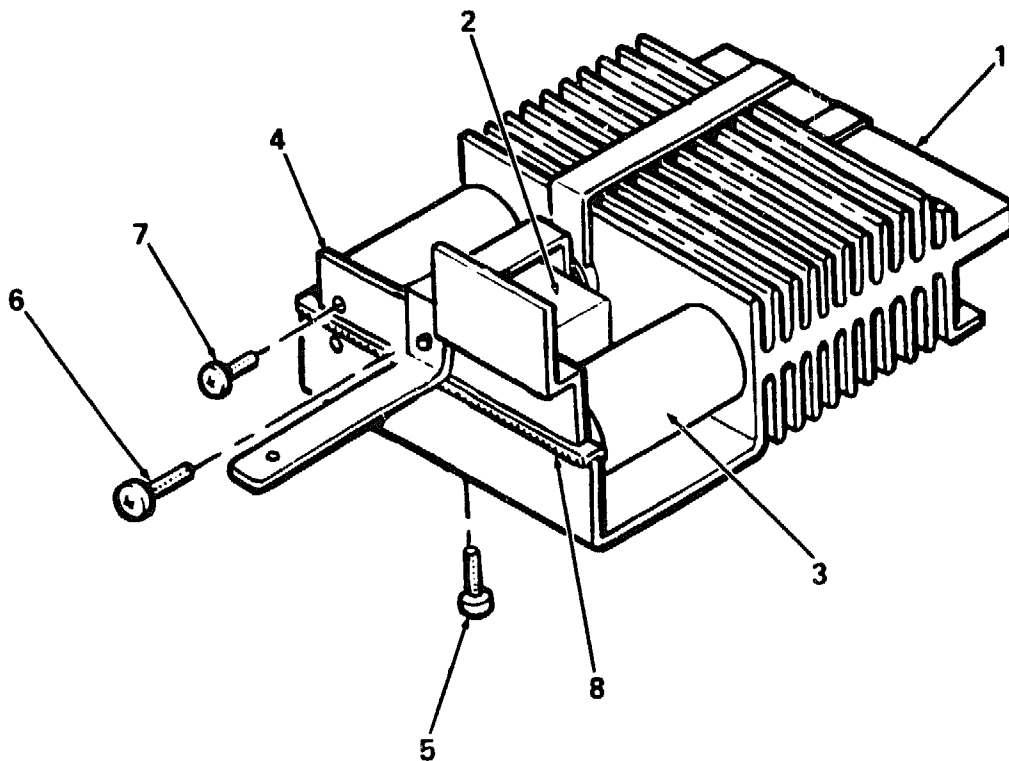


8800X-31

Figure 31.. Power Supply Assembly

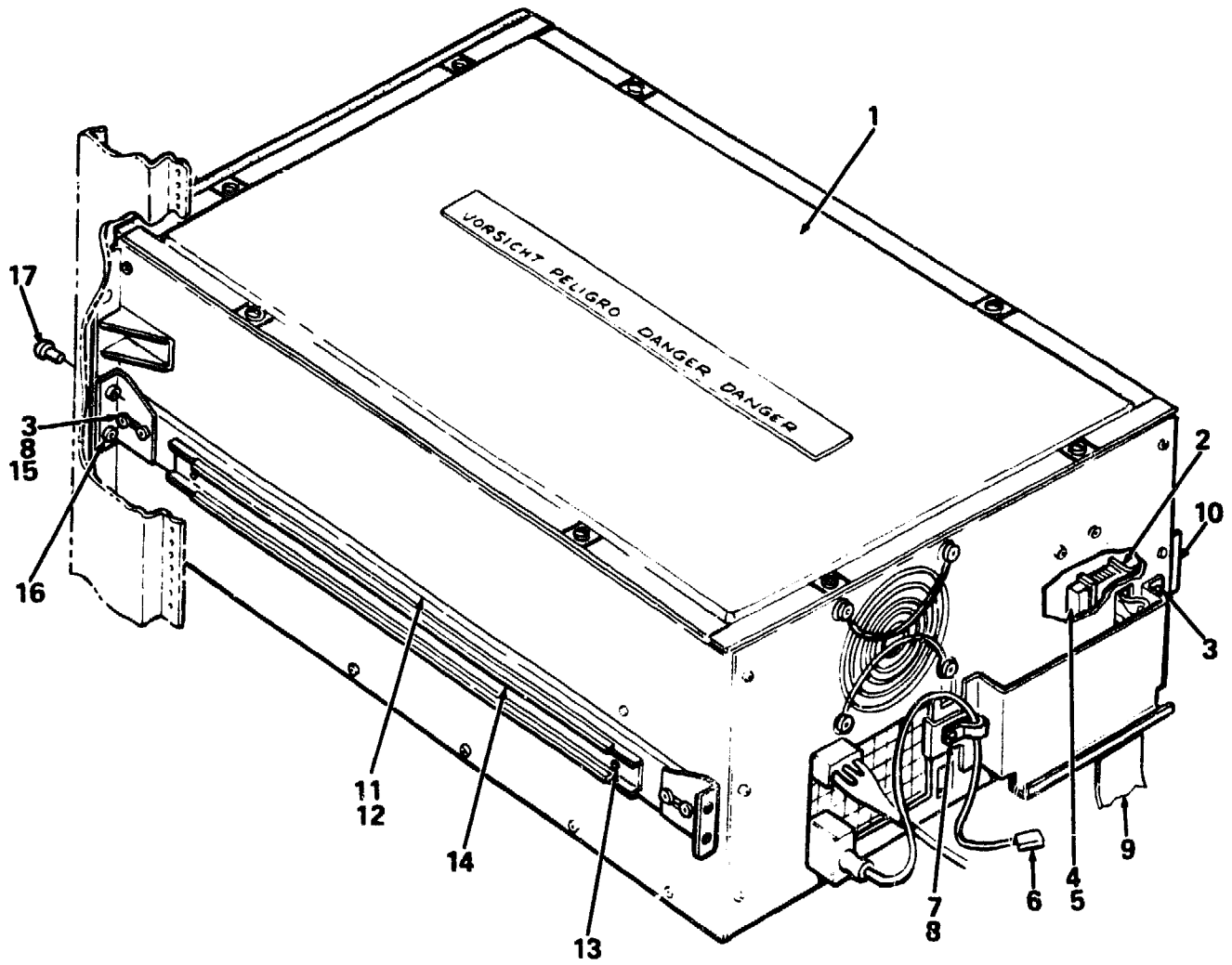
| FIG. & ITEM NO. | DESCRIPTION                                       | F<br>DEC<br>PART NO. | ECO<br>CUT-IN<br>H7204-B<br>00005 | USED<br>ON<br>CODE | REF<br>FIG<br>NO. |
|-----------------|---|----------------------|-----------------------------------|--------------------|-------------------|
| 31-             | POWER SUPPLY ASSEMBLY (5V,100A)                   | H7203-A              |                                   |                    | 29                |
| 1               | *Module, Enhance LEM Power Supply                 | 54-16120-01          |                                   |                    | 32                |
| 2               | *HEAT SINK ASSEMBLY                               | 70-21667-01          |                                   |                    |                   |
| 3               | *Connector, (J9) 28 Pin Socket Housing            | 12-11004-00          |                                   |                    |                   |
| 4               | *Washer, Flat No. 6                               | 90-06656-00          |                                   |                    |                   |
| 5               | *Screw, Sems Phi Pan Hd No. 6-32 x 5/16           | 90-09701-00          |                                   |                    |                   |
| 6               | *Transformer, Power (33KHZ,P=200-370V)            | 16-23371-01          |                                   |                    |                   |
| 7               | *Transformer, Power (33KHZ,P=200-380V)            | 16-22685-01          |                                   |                    |                   |
| 8               | *Snubber Assembly                                 | 70-21668-01          |                                   |                    |                   |
| 9               | *Diode  | 11-20811-01          |                                   |                    |                   |
| 10              | *Screw, Hex Hd No. 1/4-20 x 1/2                   | 90-06056-01          |                                   |                    |                   |
| 11              | *Capacitor, 3000 MFD, 200V +75-10%                | 10-22889-01          |                                   |                    |                   |
| 12              | *Grommet, Caterpillar                             | 90-07035-00          |                                   |                    |                   |
| 13              | *Tie, Cable                                       | 90-10006-00          |                                   |                    |                   |
| 14              | *Bracket, Caterpillar                             | 90-07035-00          |                                   |                    |                   |
| 15              | *Washer, Flat                                     | 90-06646-00          |                                   |                    |                   |
| 16              | *Screw,Sems Phi Slotted Hd No.10-32 x 15/16       | 90-09282-00          |                                   |                    |                   |
| 17              | *Screw, Sems Phi Pan Hd No. 6-32 x 3/8            | 90-10174-00          |                                   |                    |                   |
| 18              | *Connector, (J11,J13) 5 Pin Contact<br>Mate-N-Lok | 12-12297-13          |                                   |                    |                   |
| 19              | *Connector,(J12) 2 Pin Socket Mate-N-Lok          | 12-12297-00          |                                   |                    |                   |
| 20              | *Bracket, Mother Board                            | 74-29748-01          |                                   |                    |                   |
| 21              | *Washer, Flat No. 6                               | 90-06659-00          |                                   |                    |                   |
| 22              | *Screw, Phi Pan Hd No. 6-32 x 7/16                | 90-09984-02          |                                   |                    |                   |
| 23              | *Screw, Sems Hex Hd No. 1/4-20 x 1 2              | 90-09988-00          |                                   |                    |                   |
|                 | LABEL (Not Shown)                                 |                      |                                   |                    |                   |
|                 | *Label, "Power Supply/Sub Assembly ID"            | 90-09255-03          |                                   |                    |                   |

| FIG. & ITEM NO. | DESCRIPTION                             | DEC PART NO. | ECO CUT-IN<br>70-21667<br>00001 | USED ON CODE | REF FIG NO. |
|-----------------|---|--------------|---------------------------------|--------------|-------------|
| 32-             | HEAT SINK ASSEMBLY                      | 70-21667-01  |                                 |              | 31          |
| 1               | *Heat Sink, Schottky                    | 12-22726-01  |                                 |              |             |
| 2               | *Choke, Output Filter                   | 16-22782-01  |                                 |              |             |
| 3               | *Capacitor, 15,000 MFD 7.5V 20%         | 10-14338-00  |                                 |              |             |
| 4               | *Capacitor, Bus                         | 74-30160-01  |                                 |              |             |
| 5               | *Screw, Phi Pan Hd No. 6-32 x 7 16      | 90-09984-02  |                                 |              |             |
| 6               | *Screw, Sems Phi Pan Hd No. 10-32 x 3 8 | 90-09228-10  |                                 |              |             |
| 7               | *Screw, Sems Phi pan Hd No. 8-32 x 5 16 | 90-10174-01  |                                 |              |             |
| 8               | *Grommet, Caterpillar                   | 90-07622-00  |                                 |              |             |
|                 | LABEL (Not Shown)                       |              |                                 |              |             |
|                 | *Label, "Power Supply Sub Assembly ID"  | 90-09255-03  |                                 |              |             |



8800X-32

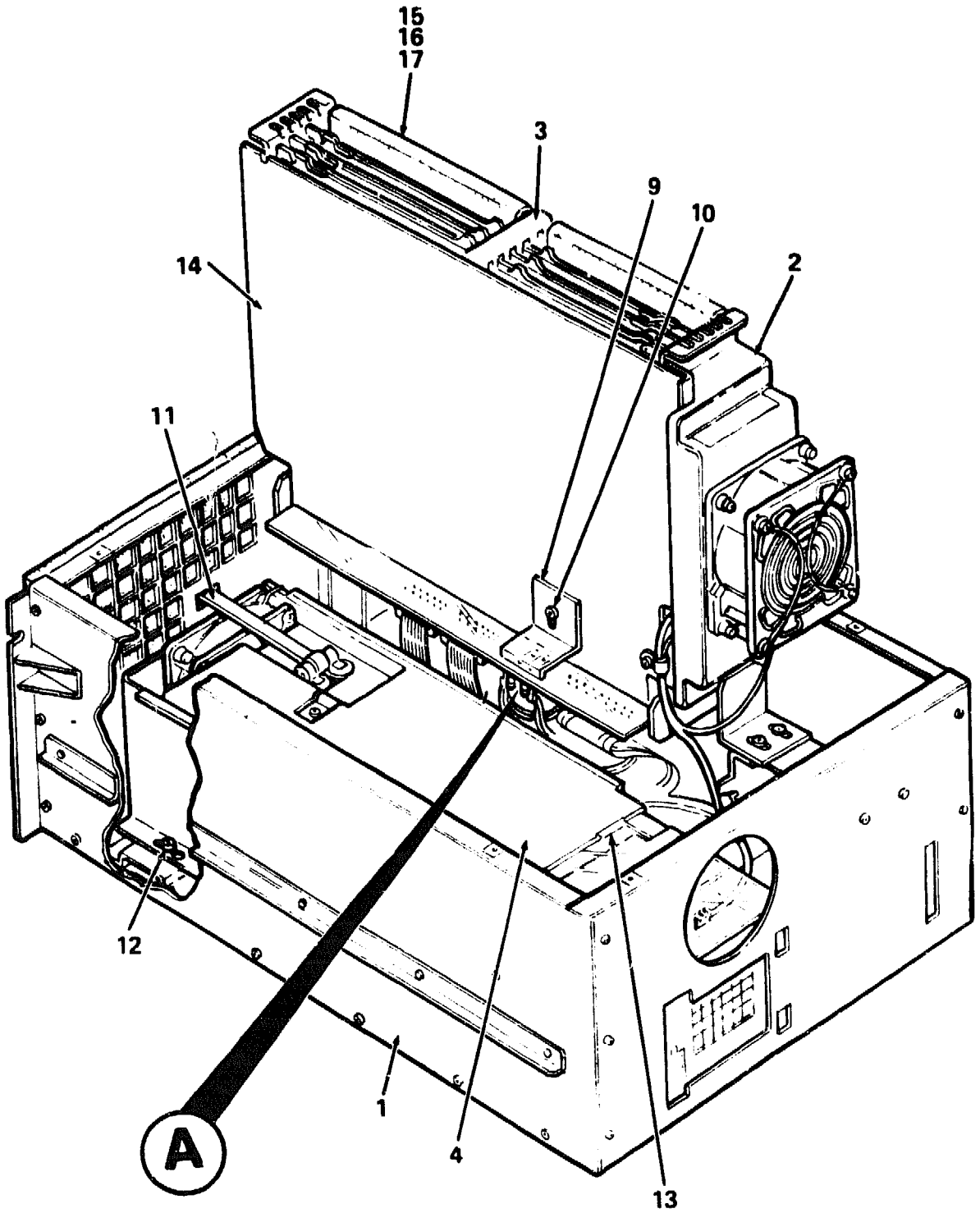
Figure 32. Heat Sink Assembly



8800X-33

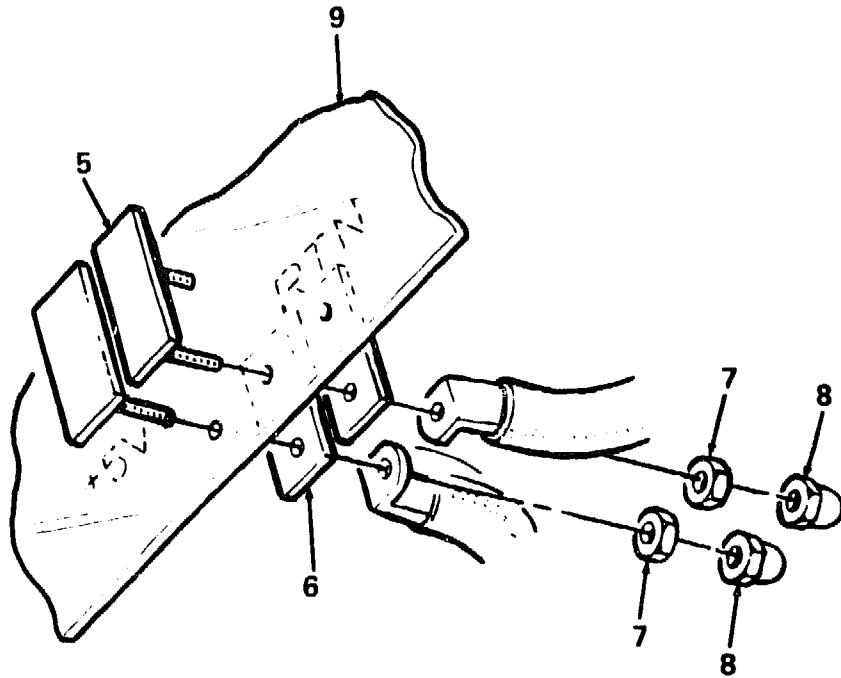
Figure 33. Box Assembly. BCI

| FIG. & ITEM NO. | DESCRIPTION                             | D<br>DEC<br>PART NO. | ECO<br>CUT-IN<br>70-23096<br>00001 | USED<br>ON<br>CODE | REF<br>FIG<br>NO. |
|-----------------|---|----------------------|------------------------------------|--------------------|-------------------|
| 33-             | BOX ASSEMBLY, BCI                       | 70-23096-03          |                                    | EFLM               | 2                 |
| 1               | *BOX ASSEMBLY, CI                       | 70-22905-01          |                                    |                    | 34                |
| 2               | *Bracket                                | 74-27380-01          |                                    |                    |                   |
| 3               | *Screw, Sems Phi Flat Hd No. 8-32 X 1/2 | 90-00049-28          |                                    |                    |                   |
| 4               | *Clip, Flat                             | 12-19059-00          |                                    |                    |                   |
| 5               | *Screw, Flat Phi Hd No. 6-32 X 1/4      | 90-06020-02          |                                    |                    |                   |
| 6               | *Power Cord Assembly (deleted)          | 17-00083-22          |                                    |                    |                   |
|                 | *Power Cord Assembly (added)            | 17-00083-03          | 00003                              |                    |                   |
| 7               | *Cable Clamp, Screw Mount               | 90-07083-00          |                                    |                    |                   |
| 8               | *Nut, Kep No. 8-32                      | 90-06563-00          |                                    |                    |                   |
| 9               | *Cable Assembly, Guidance               | 70-23101-01          |                                    |                    |                   |
| 10              | *Bracket, RH Slide Mounting             | 74-31234-01          |                                    |                    |                   |
| 11              | *Bracket, LH Slide Mounting             | 74-31234-02          |                                    |                    |                   |
| 12              | *Chassis Slide Set                      | 12-13686-00          |                                    |                    |                   |
| 13              | *Screw, Sems Phi Hd No. 6-32 X 1/4      | 90-10174-00          |                                    |                    |                   |
| 14              | *Grommet, Strip                         | 90-09718-00          |                                    |                    |                   |
| 15              | *Washer, Flat                           | 90-06660-00          |                                    |                    |                   |
| 16              | *Nut, Well No. 1/4-20                   | 90-08897-00          |                                    |                    |                   |
| 17              | *Screw, Phi Pan Hd No. 1/4-20 X 1.0     | 90-09329-01          |                                    |                    |                   |
|                 | HARDWARE (Shipped but Not Shown)        |                      |                                    |                    |                   |
|                 | *Bracket, Locking                       | 74-32233-01          |                                    |                    |                   |
|                 | *Screw, Phi Truss Hd No. 10-32 X 3/4    | 90-06075-03          |                                    |                    |                   |
|                 | *Washer, Split Lock No. 10              | 90-07936-00          |                                    |                    |                   |
|                 | *Retainer, U-Nut                        | 90-07786-00          |                                    |                    |                   |
|                 | LABELS/DECALS (Not Shown)               |                      |                                    |                    |                   |
|                 | *Label, "Class A Subassembly"           | 36-17880-09          |                                    |                    |                   |
|                 | *Label, "Serial/Power W/O UL, CSA"      | 36-17674-00          |                                    |                    |                   |
|                 | *Label, "CIBCI Logo"                    | 36-25806-01          |                                    |                    |                   |
|                 | *Decal, "Preprinted CSA"                | 36-13211-01          |                                    |                    |                   |



8800X-34

Figure 34. Box Assembly, CI (Sheet 1 of 2)

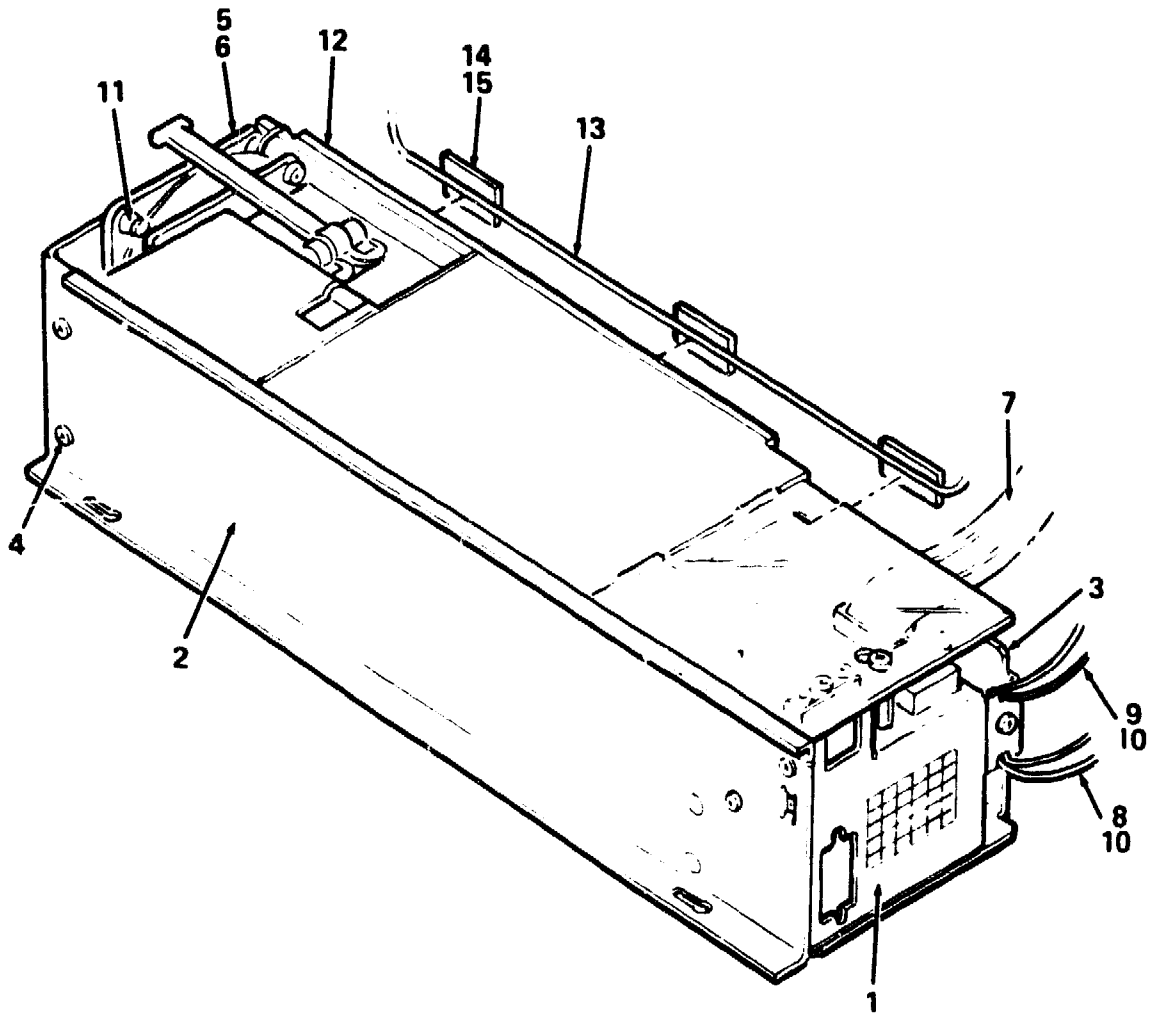


**A**

8800X-34A

Figure 34. Box Assembly, CI (Sheet 2 of 2)

| FIG. & ITEM NO. | DESCRIPTION                             | B<br>DEC<br>PART NO. | ECO<br>CUT-IN<br>70-22905<br>00001 | USED<br>ON<br>CODE | REF<br>FIG<br>NO. |
|-----------------|---|----------------------|------------------------------------|--------------------|-------------------|
| 34-             | BOX ASSEMBLY, CI                        | 70-22905-01          |                                    |                    | 33                |
| 1               | *Frame Assembly                         | 70-20406-01          |                                    |                    |                   |
| 2               | *CAGE ASSEMBLY, CARD                    | 70-20408-01          |                                    |                    | 36                |
| 3               | *Bracket, Module Support                | 74-28427-01          |                                    |                    |                   |
| 4               | *POWER SUPPLY ASSEMBLY                  | 70-20407-01          |                                    |                    | 35                |
| 5               | *Stud Plate                             | 74-23049-00          |                                    |                    |                   |
| 6               | *Cover, Plate                           | 74-23050-00          |                                    |                    |                   |
| 7               | *Nut, Kep No. 10-32                     | 90-06565-00          |                                    |                    |                   |
| 8               | *Nut, Relock No. 10-32                  | 90-06610-00          |                                    |                    |                   |
| 9               | *Cover, Lexan                           | 74-28979-01          |                                    |                    |                   |
| 10              | *Screw, Sems Phi Pan Hd No. 4-40 x 1/4  | 90-09643-02          |                                    |                    |                   |
| 11              | *Bracket, Circuit Breaker               | 74-28678-01          |                                    |                    |                   |
| 12              | *Screw, Sems Hex Hd No. 8-32 x 3/8      | 90-09988-08          |                                    |                    |                   |
| 13              | *Grommet                                | 90-09718-04          |                                    |                    |                   |
| 14              | *Cover, Card Cage                       | 74-27861-01          |                                    |                    |                   |
| 15              | *Screw, Sems Phi Pan Hd No. 6-32 x 1/2  | 90-00049-24          |                                    |                    |                   |
| 16              | *Cover Assembly, Top                    | 70-20642-01          |                                    |                    |                   |
| 17              | *Label, "Danger High Current"           | 36-15087-02          |                                    |                    |                   |
|                 | Modules (Not Shown)                     |                      |                                    |                    |                   |
|                 | *Module, CDP (CI750 Data Path Module)   | L0400-00             |                                    |                    |                   |
|                 | *Module, IPB (CI Control Store Module)  | L0101-00             |                                    |                    |                   |
|                 | *Module, ILI (CI Link Interface Module) | L0100-00             |                                    |                    |                   |



8800X-035

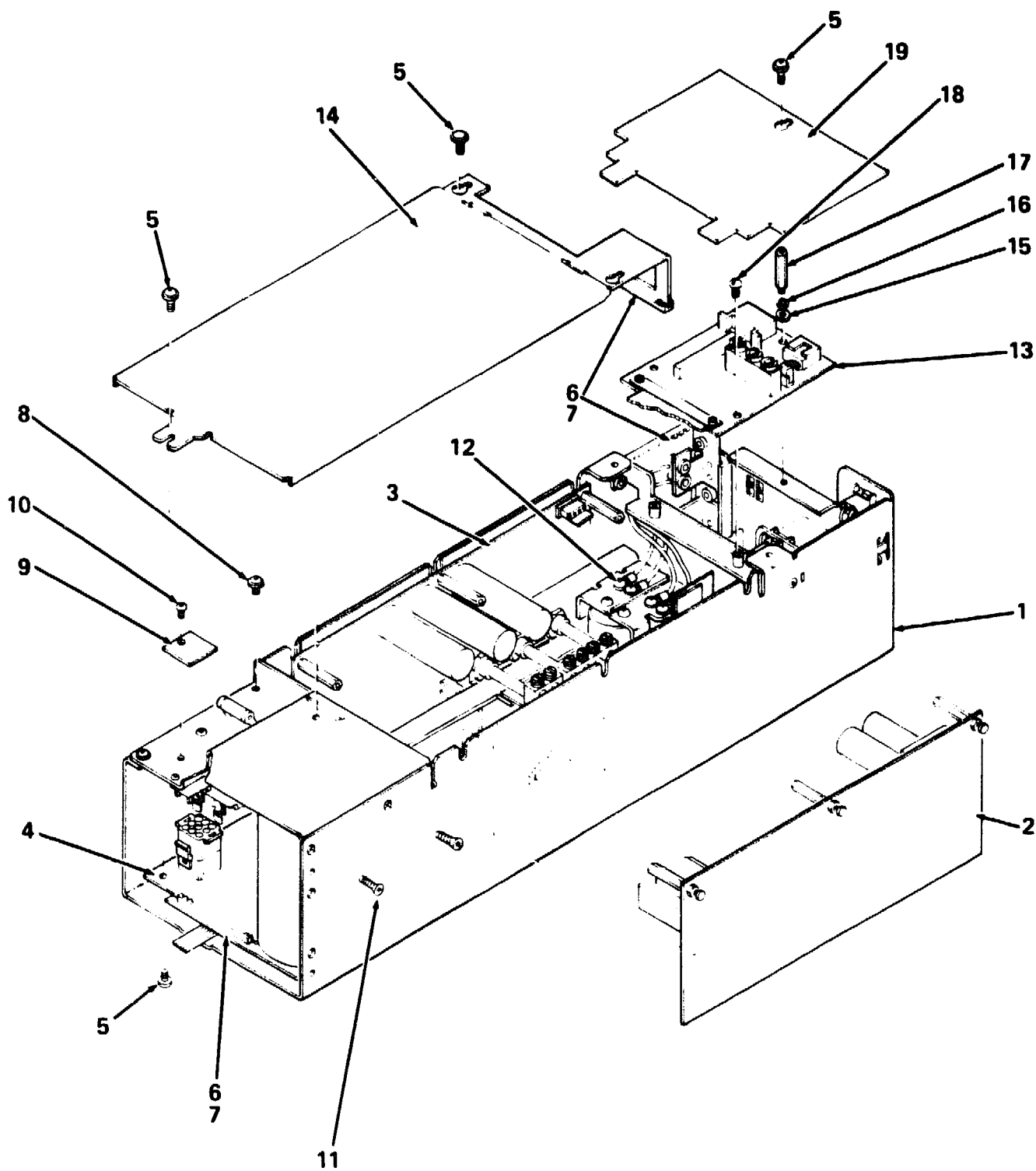
Figure 35. Power Supply Assembly

| FIG. &<br>ITEM<br>NO. | DESCRIPTION                            | A<br>DEC<br>FART NO. | ECO<br>CUT-IN<br>70-20407<br>00000 | USED<br>ON<br>CODE | REF<br>FIG<br>NO. |
|-----------------------|--|----------------------|------------------------------------|--------------------|-------------------|
| 35-                   | POWER SUPPLY ASSEMBLY                  | 70-20407-01          |                                    |                    | 34                |
| 1                     | *POWER SUPPLY. H7202                   | H7202-D              |                                    |                    | 37                |
| 2                     | *Bracket. LH Power Supply              | 74-27369-01          |                                    |                    |                   |
| 3                     | *Bracket. RH Power Supply              | 74-27370-01          |                                    |                    |                   |
| 4                     | *Screw. Sems Phi Hd No. 8-32 x 3.8     | 90-10174-01          |                                    |                    |                   |
| 5                     | *Fan. 105CFM                           | 12-17556-01          |                                    |                    |                   |
| 6                     | *Screw. Sems Phi Pan Hd No. 6-32 x 5.8 | 90-10109-00          |                                    |                    |                   |
| 7                     | *Cable Assembly. Power/Signal          | 17-00388-01          |                                    |                    |                   |
| 8                     | *Cable Assembly. Memory Power (Red)    | 70-14529-1F          |                                    |                    |                   |
| 9                     | *Cable Assembly. Memory Power (Black)  | 70-14250-1F          |                                    |                    |                   |
| 10                    | *Screw. Sems Hex Hd No. 8-32 x 3.8     | 90-09988-08          |                                    |                    |                   |
| 11                    | *Clip. Fan Mounting                    | 90-09165-00          |                                    |                    |                   |
| 12                    | *Grommet                               | 90-10299-00          |                                    |                    |                   |
| 13                    | *Cable Assembly. DC Fan                | 70-18163-3B          |                                    |                    |                   |
| 14                    | *Mount. Cable Tie                      | 90-08264-00          |                                    |                    |                   |
| 15                    | *Tie. Cable                            | 90-07032-00          |                                    |                    |                   |



| FIG. & ITEM NO. | DESCRIPTION                             | C<br>DEC<br>PART NO. | ECO<br>CUT-IN<br>70-20408<br>00002 | USED<br>ON<br>CODE | REF<br>FIG<br>NO. |
|-----------------|---|----------------------|------------------------------------|--------------------|-------------------|
| 36-             | CARD CAGE ASSEMBLY                      | 70-20408-01          |                                    |                    | 34                |
| 1               | *Frame Assembly, Card Cage              | 70-20757-01          |                                    |                    |                   |
| 2               | *Module, CI750 Backplane                | 54-15555-00          |                                    |                    |                   |
| 3               | *Module, Air Flow Sensor                | 54-14340-00          |                                    |                    |                   |
| 4               | *Standoff, Male/Female No. 4-40         | 90-09284-00          |                                    |                    |                   |
| 5               | *Screw, Sems Phi Pan Hd No. 4-40 x 5 16 | 90-00049-44          |                                    |                    |                   |
| 6               | *Cable Assembly, Air Flow Sensor Power  | 70-18162-1B          |                                    |                    |                   |
| 7               | *Cable Assembly, DC Fan                 | 70-18163-0J          |                                    |                    |                   |
| 8               | *Fan, 105CFM 12V                        | 12-17556-01          |                                    |                    |                   |
| 9               | *Guard, Finger                          | 12-10263-00          |                                    |                    |                   |
| 10              | *Screw, Phi Pan Hd No. 6-32 x 5 8       | 90-00049-32          |                                    |                    |                   |
| 11              | *Washer, Flat No. 6                     | 90-06659-00          |                                    |                    |                   |
| 12              | *Nut, Kep No. 6-32                      | 90-06560-00          |                                    |                    |                   |
| 13              | *Plenum                                 | 74-27378-01          |                                    |                    |                   |
| 14              | *Screw, Sems Phi Hh No. 6-32 x 3 16     | 90-00049-22          |                                    |                    |                   |
| 15              | *Grommet                                | 90-07017-00          |                                    |                    |                   |
| 16              | *Bracket, LH Strain Relief              | 74-28581-01          |                                    |                    |                   |
| 17              | *Bracket, RH Strain Relief              | 74-28368-01          |                                    |                    |                   |
| 18              | *Insulator                              | 74-27925-01          |                                    |                    |                   |
| 19              | *Plate, Strain Relief                   | 74-28580-01          |                                    |                    |                   |
| 20              | *Screw, Sems Phi Pan Hd No. 6-32 x 3 8  | 90-00049-24          |                                    |                    |                   |
| 21              | *Standoff, Male Female                  | 90-00001-29          |                                    |                    |                   |
| 22              | *Cable Clamp, Screw Mount               | 90-07087-00          |                                    |                    |                   |
|                 | LABELS (Not Shown)                      |                      |                                    |                    |                   |
|                 | *Label, "Side"                          | 36-21737-01          |                                    |                    |                   |
|                 | *Label, "Module Utilization"            | 36-21737-02          |                                    |                    |                   |

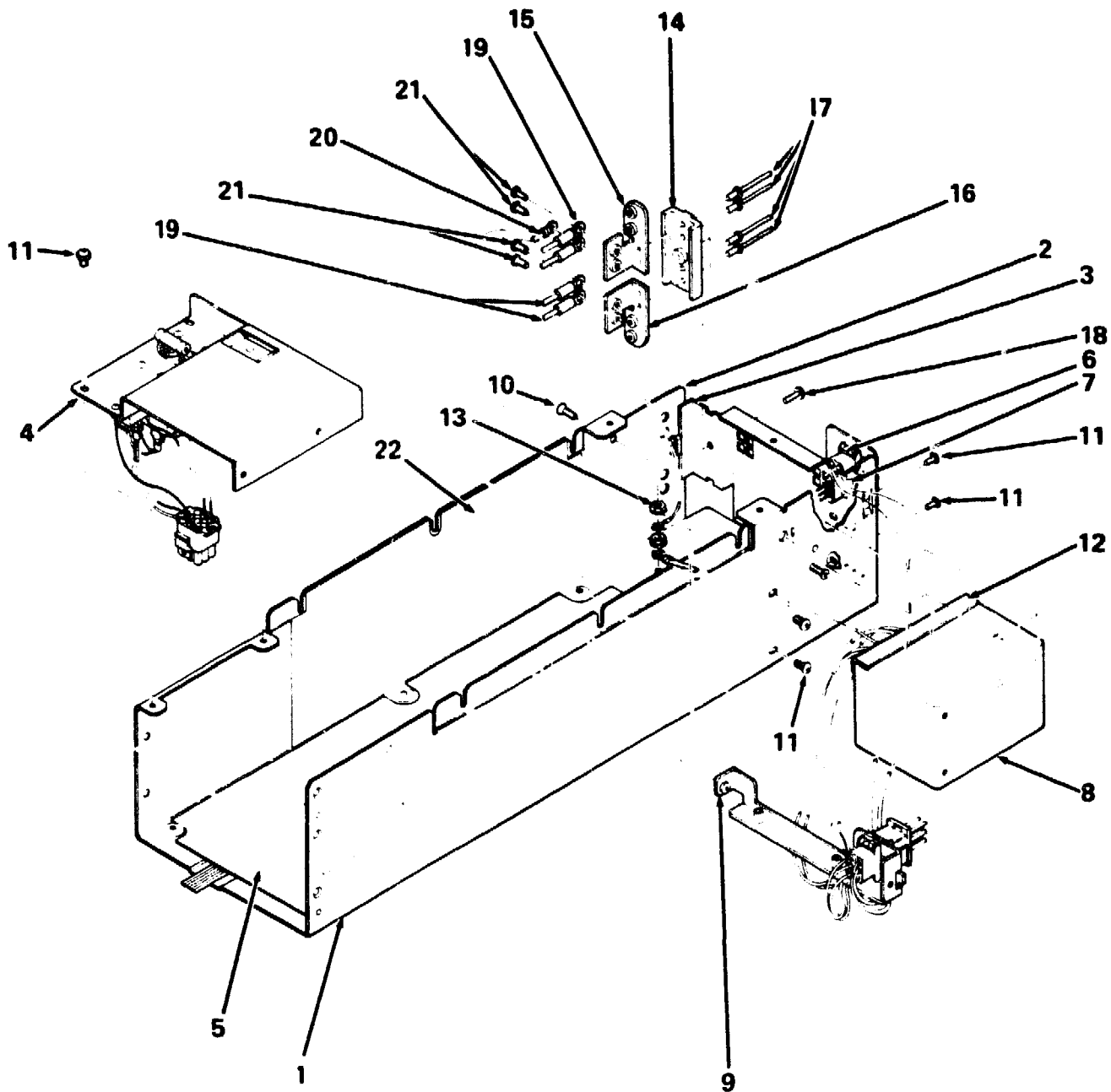
# **H7202 POWER SUPPLY**



8800X-037

Figure 37. Power Supply, H7202

| FIG. & ITEM NO. | DESCRIPTION                                | D<br>DEC<br>PART NO. | ECO<br>CUT-IN<br>H7202<br>00004 | USED<br>ON<br>CODE | REF<br>FIG<br>NO. |
|-----------------|--|----------------------|---------------------------------|--------------------|-------------------|
| 37-             | POWER SUPPLY, H7202                        | H7202-D              |                                 |                    | 35                |
| 1               | *BOX ASSEMBLY                              | 70-17635-00          |                                 |                    | 38                |
| 2               | *Module Assembly                           | H7216-00             |                                 |                    |                   |
| 3               | *MODULE ASSEMBLY, COMMUNICATION POWER      | H7211-00             |                                 |                    | 39                |
| 4               | *MODULE ASSEMBLY, 5 VOLT POWER             | H7200-00             |                                 |                    | 40                |
| 5               | *Screw, Sems Phi Pan Hd No. 6-32 x 3/8     | 90-09984-00          |                                 |                    |                   |
| 6               | *Grommet                                   | 90-07035-00          |                                 |                    |                   |
| 7               | *Adhesive, Liquid                          | 90-09157-00          |                                 |                    |                   |
| 8               | *Screw, Phi Truss Hd No. 6-32 x 5/16       | 90-10148-01          |                                 |                    |                   |
| 9               | *Cover, Switch                             | 74-25394-00          |                                 |                    |                   |
| 10              | *Screw, Self Tap Phi Pan Hd No. 4-40 x 1.4 | 90-10128-00          |                                 |                    |                   |
| 11              | *Screw, Nylok, Flat Hd No. 6-32 x 5/16     | 90-09730-00          |                                 |                    |                   |
| 12              | *Screw, Sems Phi Pan Hd No. 8-32 X 3/8     | 90-10174-01          |                                 |                    |                   |
| 13              | *Module Assembly, Distribution             | 54-13877-YA          |                                 |                    |                   |
| 14              | *Cover Assembly, Top                       | 74-24254-00          |                                 |                    |                   |
| 15              | *Washer, Flat                              | 90-06656-00          |                                 |                    |                   |
| 16              | *Washer, Lock                              | 90-09882-00          |                                 |                    |                   |
| 17              | *Standoff, Male/Female                     | 90-00001-05          |                                 |                    |                   |
| 18              | *Screw, Nylon Slotted Hd No. 6-32 x 7/16   | 90-08212-00          |                                 |                    |                   |
| 19              | *Panel, Access                             | 74-26636-01          |                                 |                    |                   |
|                 | LABELS (Not Shown)                         |                      |                                 |                    |                   |
|                 | *Label, "Danger-High Current"              | 36-15085-03          |                                 |                    |                   |
|                 | *Label, "ID"                               | 36-12063-00          |                                 |                    |                   |
|                 | *Label, "Clear"CSA"                        | 36-13211-00          |                                 |                    |                   |
|                 | *Label, "Caution Voltage Setting"          | 36-18427-01          |                                 |                    |                   |
|                 | *Label, "Power Supply"                     | 90-09255-00          |                                 |                    |                   |
|                 | *Label, "P.S. H7202D"                      | 36-18426-02          |                                 |                    |                   |
|                 | *Label, "Function"                         | 36-21162092          |                                 |                    |                   |

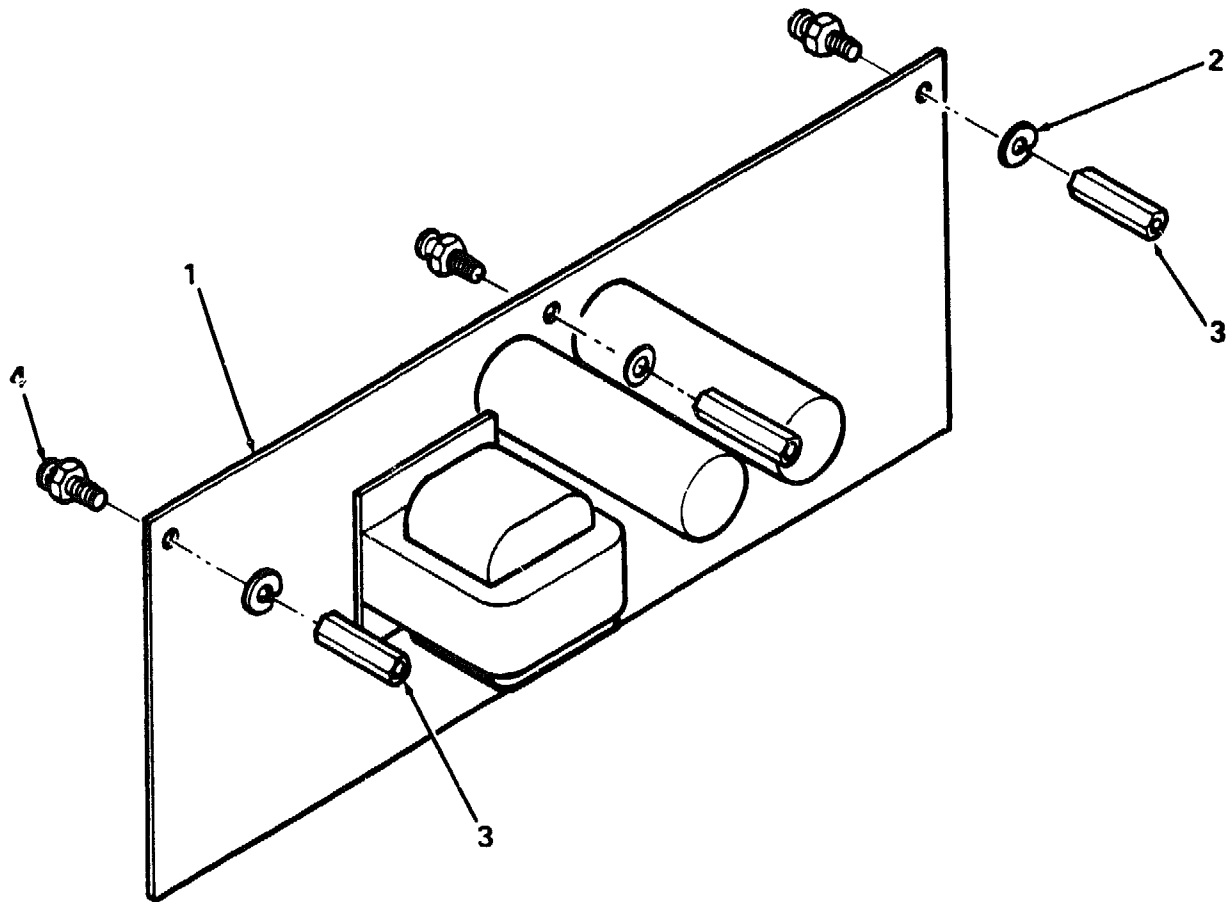


8800X-38

Figure 38. Box Assembly

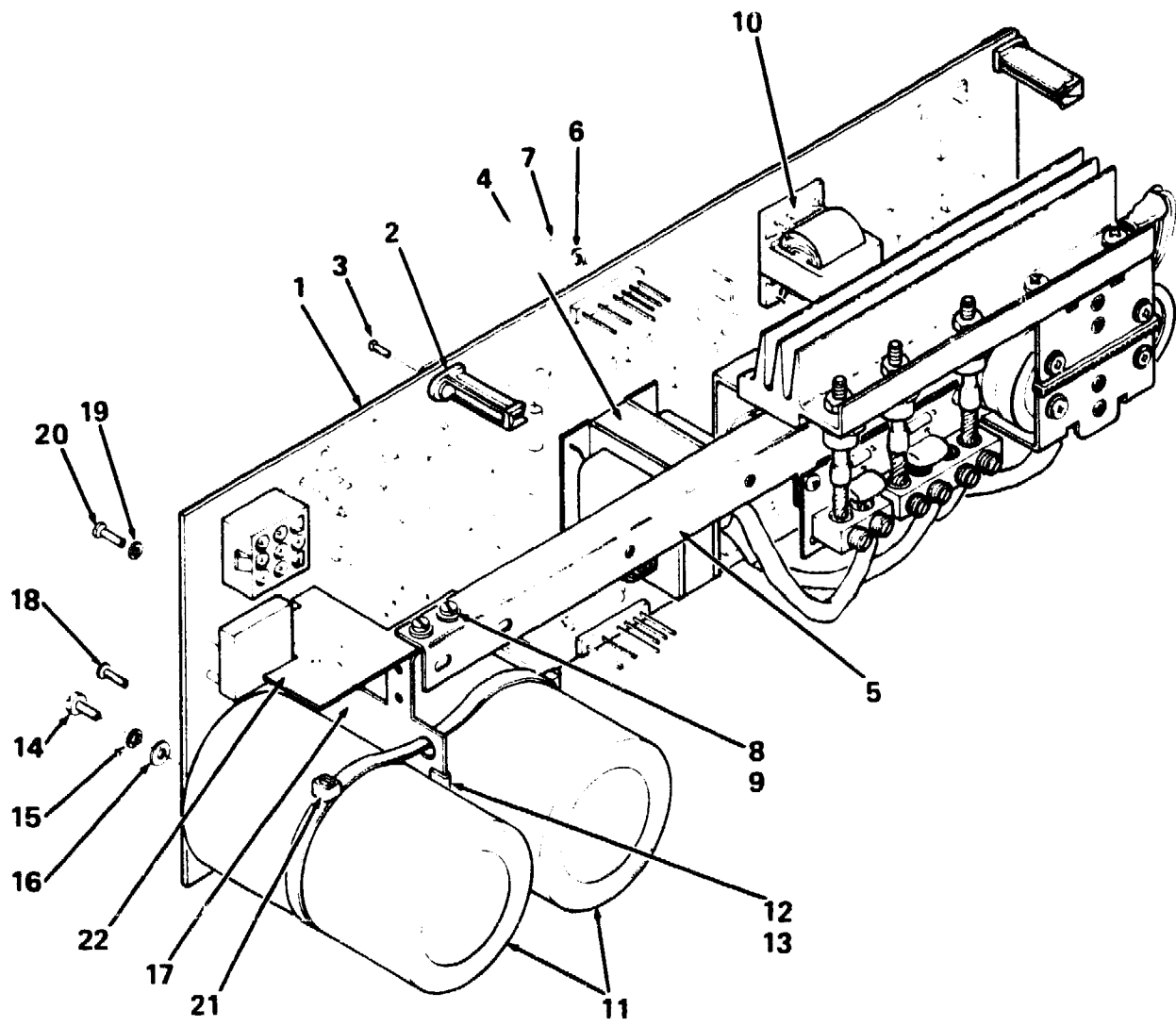
| FIG. & ITEM NO. | DESCRIPTION                                | B<br>DEC<br>PART NO. | ECO<br>CUT-IN<br>70-17635<br>00001 | USED<br>ON<br>CODE | REF<br>FIG<br>NO. |
|-----------------|--|----------------------|------------------------------------|--------------------|-------------------|
| 38-             | BOX ASSEMBLY                               | 70-17635-00          |                                    |                    | 37                |
| 1               | *CHASSIS ASSEMBLY                          | 70-18136-00          |                                    |                    |                   |
| 2               | **Chassis, LEM                             | 74-24352-00          |                                    |                    |                   |
| 3               | **Plate, End                               | 74-24353-00          |                                    |                    |                   |
| 4               | *AC POWER ASSEMBLY                         | 70-17636-00          |                                    |                    | 41                |
| 5               | *Insulator, Shield                         | 74-25401-00          |                                    |                    |                   |
| 6               | *Harness Assembly, BBU                     | 70-18143-00          |                                    |                    |                   |
| 7               | *Harness Assembly, DEC Bus                 | 70-18142-00          |                                    |                    |                   |
| 8               | *Filter, Line (115/250V)                   | 12-17838-00          |                                    |                    |                   |
| 9               | *Bracket, Connector Mounting               | 74-24259-00          |                                    |                    |                   |
| 10              | *Screw, Nylok Flat Hd No. 6-32 x 5.16      | 90-09730-00          |                                    |                    |                   |
| 11              | *Screw, Phi Truss Hd No. 6-32 x 5.16       | 90-10148-01          |                                    |                    |                   |
| 12              | *Tape, Foam                                | 90-08228-00          |                                    |                    |                   |
| 13              | *Nut, Kep No. 10-32                        | 90-06565-00          |                                    |                    |                   |
| 14              | *Insulator, Power Connector                | 74-25398-00          |                                    |                    |                   |
| 15              | *Bracket, Power Connector                  | 74-24527-00          |                                    |                    |                   |
| 16              | *Bracket, Power Connector                  | 74-24257-01          |                                    |                    |                   |
| 17              | *Rivet, Blind Dome                         | 90-06508-00          |                                    |                    |                   |
| 18              | *Screw, Self Tap Phi Pan Hd No. 8-16 x 1/2 | 90-09800-08          |                                    |                    |                   |
| 19              | *Jumper Assembly, Power                    | 70-18139-00          |                                    |                    |                   |
| 20              | *Jumper Assembly, Return                   | 70-18520-00          |                                    |                    |                   |
| 21              | *Screw, Sems Phi Pan Hd No. 8-32 x 3/8     | 90-10174-01          |                                    |                    |                   |
| 22              | *Insulator, PC Board                       | 74-25494-00          |                                    |                    |                   |
|                 | LABEL/DECAL (Not Shown)                    |                      |                                    |                    |                   |
|                 | *Label, "Power Supply"                     | 90-09255-00          |                                    |                    |                   |
|                 | *Decal, "Ground Sign"                      | 36-12680-00          |                                    |                    |                   |

| FIG. & ITEM NO. | DESCRIPTION                          | DEC PART NO. | ECO CUT-IN H7211 00001 | USED ON CODE | REF FIG NO. |
|-----------------|--------------------------------------|--------------|------------------------|--------------|-------------|
| 39-             | MODULE ASSEMBLY, COMMUNICATION PCWER | H7211-00     |                        |              | 37          |
| 1               | *Module, Communication Regulator     | 54-13867-00  |                        |              |             |
| 2               | *Washer, Helical Split               | 90-07801-00  |                        |              |             |
| 3               | *Spacer, Threaded Hex                | 90-06862-00  |                        |              |             |
| 4               | *Spacer, PCB                         | 74-26185-00  |                        |              |             |



8800X-39

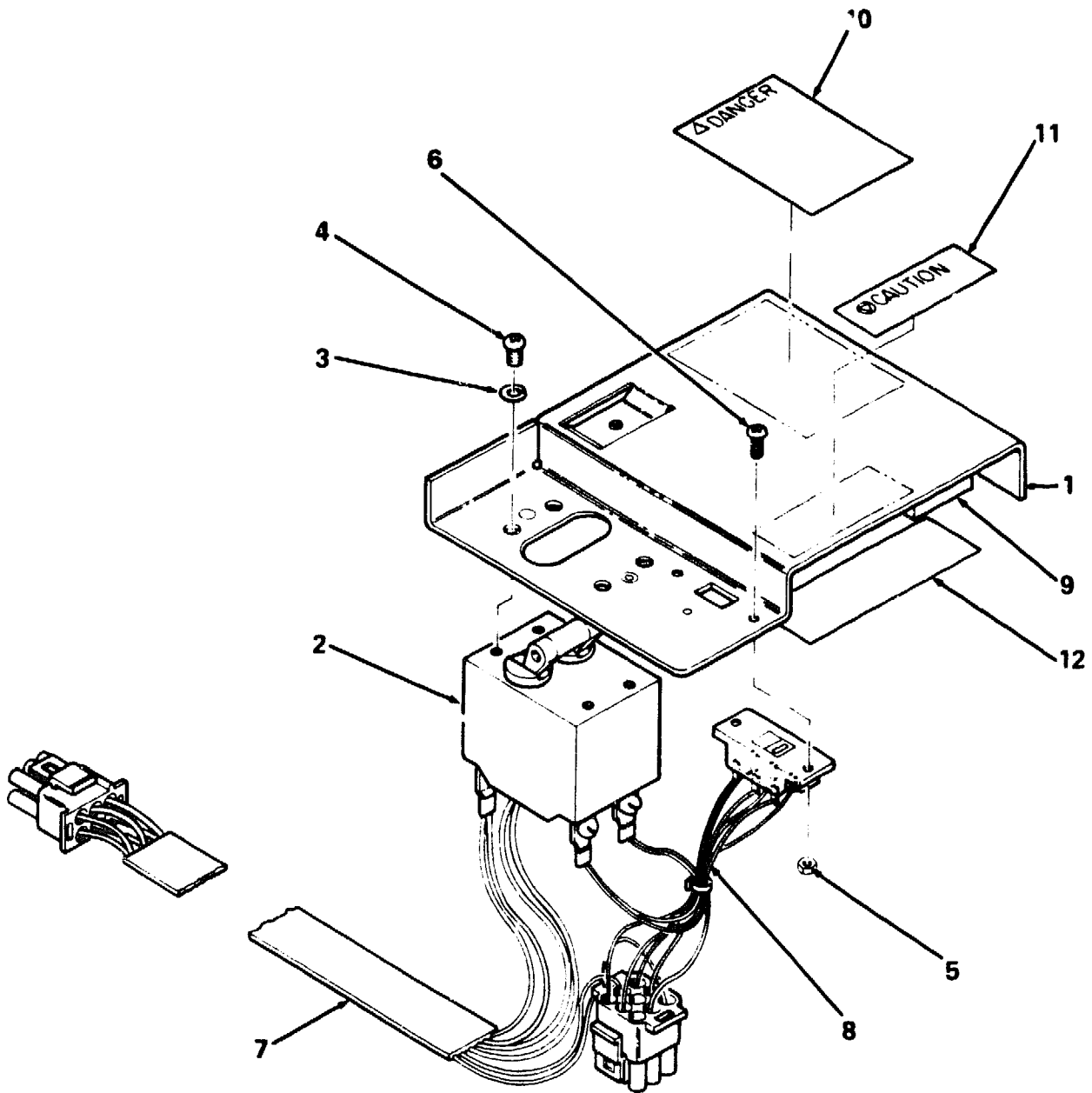
Figure 39. Module Assembly, Communication Power



8800X-40

Figure 40. Module Assembly, 5 Volt Power

| FIG. & ITEM NO. | DESCRIPTION                                | D<br>DEC<br>PART NO. | ECO<br>CUT-IN<br>H7200<br>00003 | USED<br>ON<br>CODE | REF<br>FIG<br>NO. |
|-----------------|--|----------------------|---------------------------------|--------------------|-------------------|
| 40-             | MODULE ASSEMBLY, 5 VOLT POWER              | H7200-00             |                                 |                    | 37                |
| 1               | *Module Assembly, Major                    | 54-13857-00          |                                 |                    |                   |
| 2               | *Guide, Card                               | 74-25495-00          |                                 |                    |                   |
| 3               | *Screw, Self Tap Phi Pan Hd No. 4-20 x 3/8 | 90-09800-05          |                                 |                    |                   |
| 4               | *Transformer, P=370V, S=28V                | 16-17441-00          |                                 |                    |                   |
| 5               | *Output Assembly                           | 70-17638-00          |                                 |                    |                   |
| 6               | *Washer, Flat                              | 90-06656-00          |                                 |                    |                   |
| 7               | *Nut, Kep No.6                             | 90-08135-00          |                                 |                    |                   |
| 8               | *Washer, Flat No. 6                        | 90-06659-00          |                                 |                    |                   |
| 9               | *Screw, Nylon Slotted Hd No. 6-32 x 7/16   | 90-08212-00          |                                 |                    |                   |
| 10              | *Transformer, Flyback                      | 16-17638-00          |                                 |                    |                   |
| 11              | *Capacitor, 3300UF, 200V                   | 10-18989-00          |                                 |                    |                   |
| 12              | *Strip, Grommet                            | 90-08209-00          |                                 |                    |                   |
| 13              | *Adhesive, Liquid                          | 90-09157-00          |                                 |                    |                   |
| 14              | *Screw, Phi Pan Hd No. 10-32 x 9/16        | 90-00038-08          |                                 |                    |                   |
| 15              | *Washer, Lock                              | 90-08978-00          |                                 |                    |                   |
| 16              | *Washer, Flat No.10                        | 90-09950-01          |                                 |                    |                   |
| 17              | *Bracket, Support                          | 74-24279-00          |                                 |                    |                   |
| 18              | *Screw, Phi Truss Hd No. 6-32 x 5/16       | 90-10148-01          |                                 |                    |                   |
| 19              | *Bumper                                    | 12-16435-00          |                                 |                    |                   |
| 20              | *Screw, Phi Pan Hd No. 6-32 x 3/8          | 90-09989-00          |                                 |                    |                   |
| 21              | *Tie, Cable                                | 90-10006-00          |                                 |                    |                   |
| 22              | *Barrier                                   | 74-26130-00          |                                 |                    |                   |
|                 | LABEL (Not Shown)                          |                      |                                 |                    |                   |
|                 | *Label, "Power Supply"                     | 90-09255-00          |                                 |                    |                   |

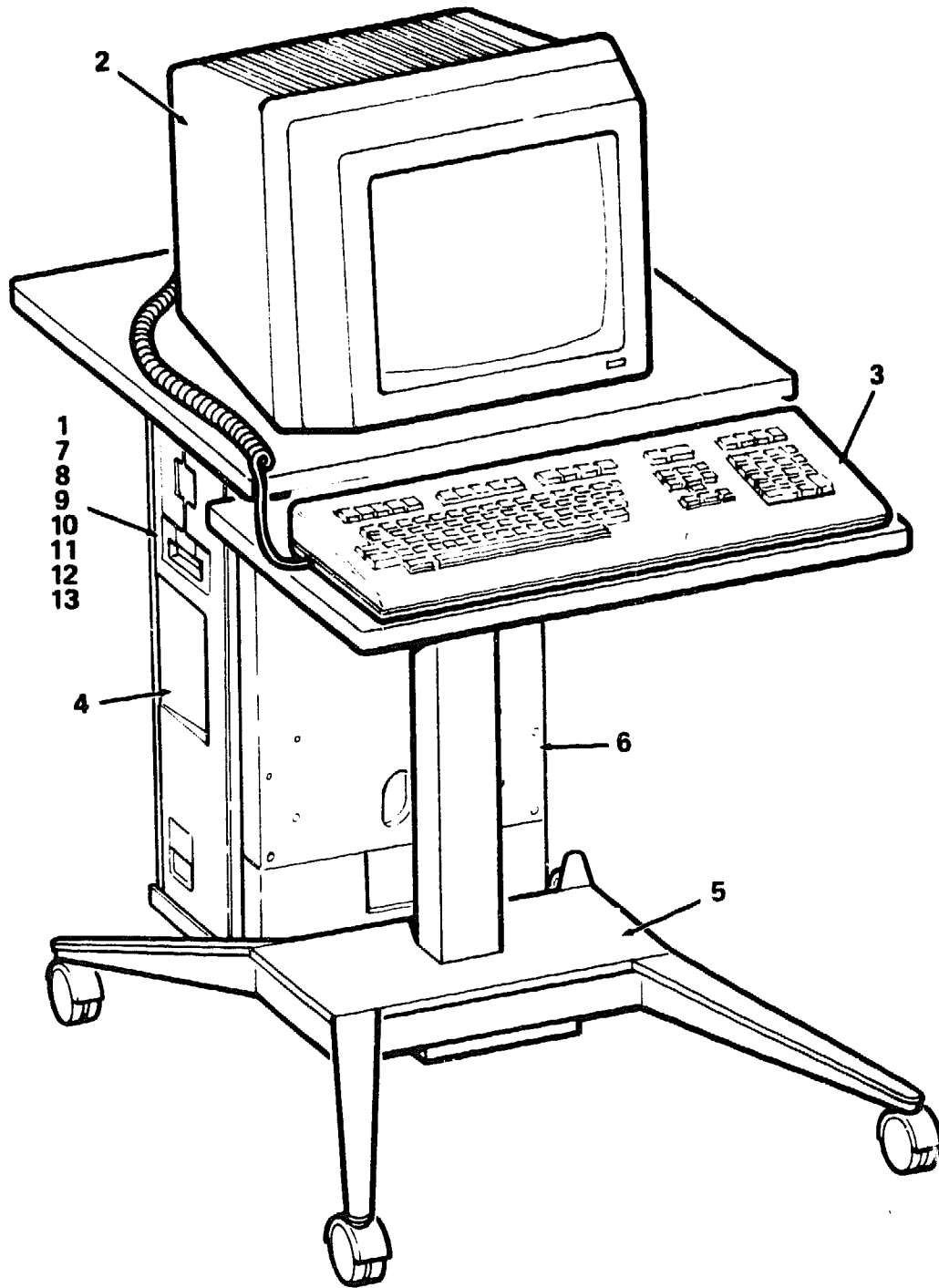


8800X-41

Figure 41. AC Power Assembly

| FIG. & ITEM NO. | DESCRIPTION                        | A<br>DEC PART NO. | ECO CUT-IN<br>70-17636<br>00000 | USED ON CODE | REF FIG NO. |
|-----------------|------------------------------------|-------------------|---------------------------------|--------------|-------------|
| 41-             | AC POWER ASSEMBLY                  | 70-17636-00       |                                 |              | 38          |
| 1               | *Bracket, Circuit Breaker Mounting | 74-24258-00       |                                 |              |             |
| 2               | *Circuit Breaker 15A 240V          | 12-12124-04       |                                 |              |             |
| 3               | *Washer, Helical Split             | 90-07801-00       |                                 |              |             |
| 4               | *Screw, Phi Pan Hd No. 6-32 x 5/16 | 90-06021-01       |                                 |              |             |
| 5               | *Nut, Kep No. 4-40 x 1/4           | 90-06557-00       |                                 |              |             |
| 6               | *Screw, Phi Pan Nd No. 4-40 x 5/16 | 90-06010-01       |                                 |              |             |
| 7               | *Cable Assembly                    | 17-00258-00       |                                 |              |             |
| 8               | *Harness Assembly, AC Switch       | 70-17712-00       |                                 |              |             |
| 9               | *Foam, Adhesive Back               | 90-08257-01       |                                 |              |             |
| 10              | *Label, "Danger"                   | 36-16930-01       |                                 |              |             |
| 11              | *Label, "Correct Voltage Setting"  | 36-16157-00       |                                 |              |             |
| 12              | *Label, "Power Supply"             | 90-09255-00       |                                 |              |             |
|                 | LABEL (Not Shown)                  |                   |                                 |              |             |
|                 | *Label, "Switch Position"          | 36-15680-00       |                                 |              |             |

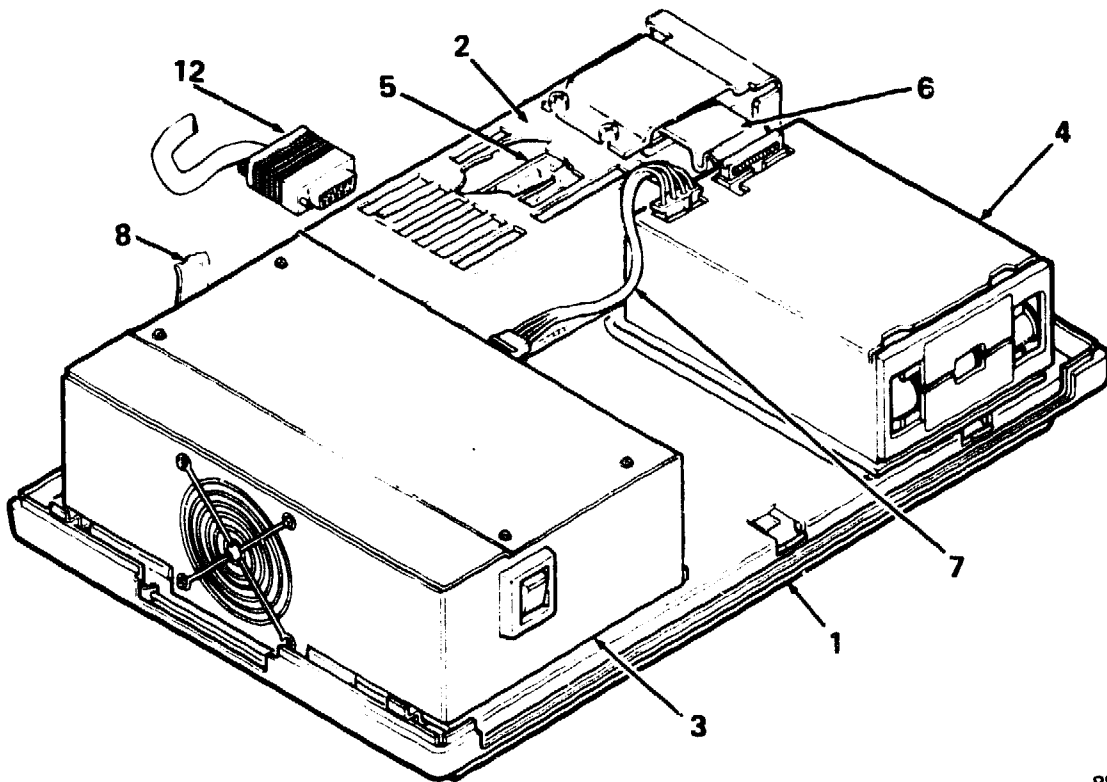
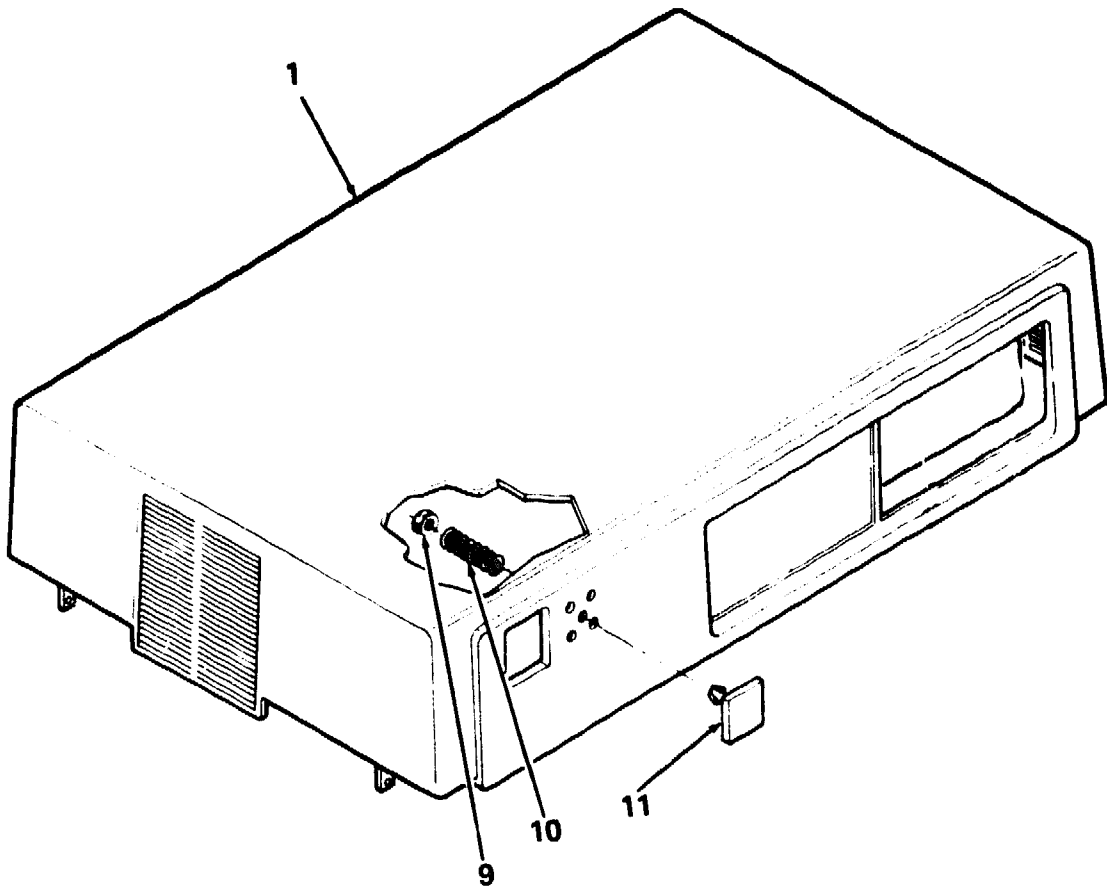
# PC38N CONSOLE SUBSYSTEM



8800X-42

Figure 42. Console Subsystem, PC380

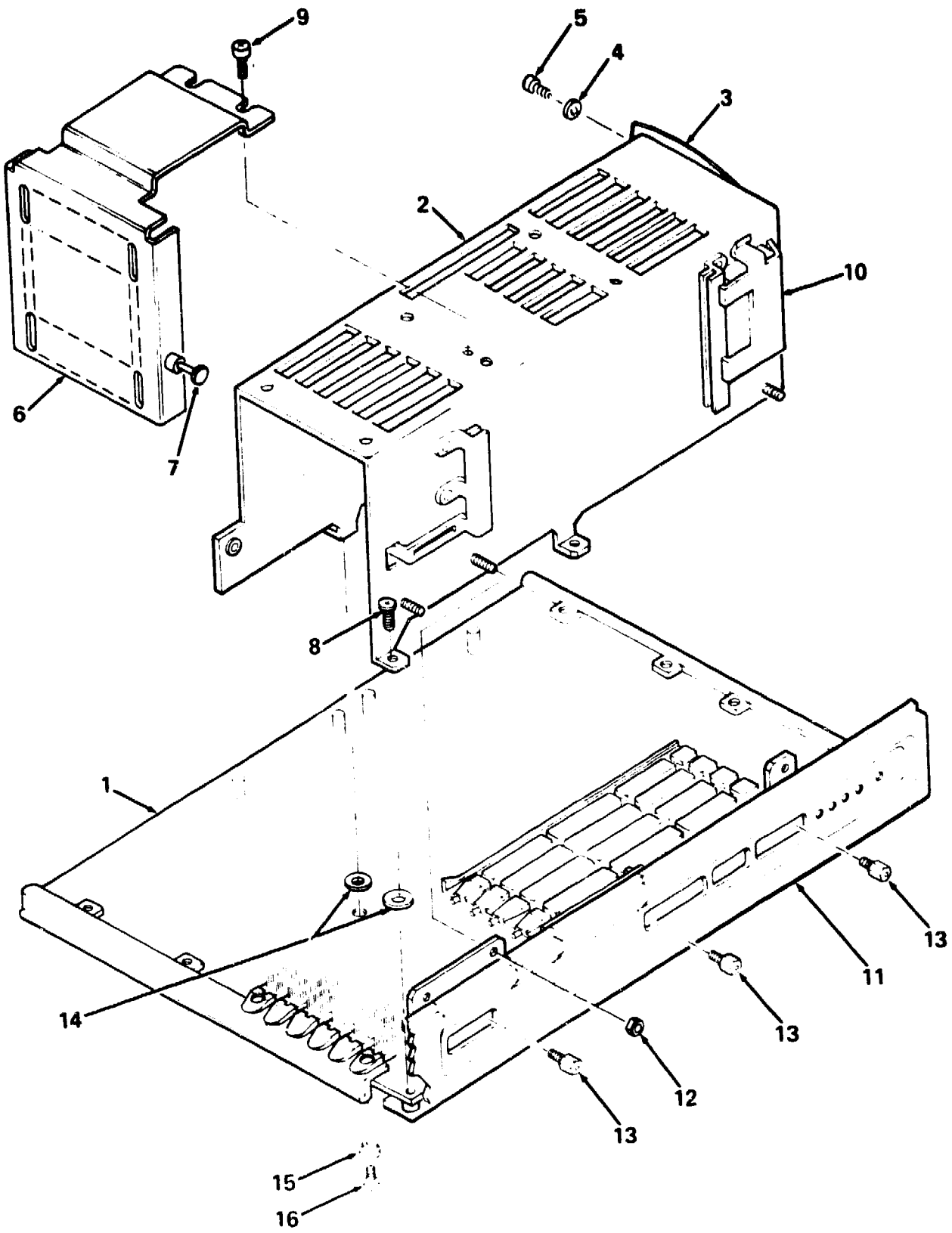
| FIG. &<br>ITEM<br>NO. | DESCRIPTION                                | F<br>DEC<br>PART NO. | ECO<br>CUT-IN<br>PC38N<br>00000 | USED<br>ON<br>CODE | REF<br>FIG<br>NO. |
|-----------------------|--|----------------------|---------------------------------|--------------------|-------------------|
| 42-                   | CONSOLE SUBSYSTEM, PC380                   | PC38N-AA             |                                 |                    | 1,1A              |
| 1                     | *PC380 UNIT ASSEMBLY                       | PC380-AA             |                                 |                    | 43                |
| 2                     | *MONITOR ASSEMBLY, VR201                   | VR201-B              |                                 |                    | 55                |
| 3                     | *KEYBOARD ASSEMBLY, LK201                  | LK201-AA             |                                 |                    | 58                |
| 4                     | *DISK DRIVE, RD52 ASSEMBLY                 | RD52-A               |                                 |                    | 60                |
| 5                     | *Stand, System                             | VT2XX-AA             |                                 |                    |                   |
| 6                     | *Panel Assembly, Modesty                   | 70-20760-01          |                                 |                    |                   |
| 7                     | *Module, Line Interface (Not Shown)        | 54-15539-01          |                                 |                    |                   |
| 8                     | *Kit, Customer Console (Not Shown)         | BT-ZMAAD-C3          |                                 |                    |                   |
| 9                     | *Module, 512KB RAM Daughter (Not Shown)    | MSC11-B              |                                 |                    |                   |
| 10                    | *Cable Assembly, 62 Pin (Not Shown)        | 17-00404-01          |                                 |                    |                   |
| 11                    | *Cable Assembly, Female/Female (Not Shown) | 17-01337-01          |                                 |                    |                   |
| 12                    | *Medallion (Not Shown)                     | 74-27256-01          |                                 |                    |                   |
| 13                    | *Ring, Retaining (Not Shown)               | 90-10318-02          |                                 |                    |                   |



8800X-43

Figure 43. PC380 Unit Assembly

| FIG. & ITEM NO. | DESCRIPTION                         | D<br>DEC PART NO. | ECO CUT-IN<br>PC380<br>00003 | USED ON CODE | REF FIG NO. |
|-----------------|-------------------------------------|-------------------|------------------------------|--------------|-------------|
| 43-             | PC380 UNIT ASSEMBLY                 | PC380-AA          |                              |              | 42          |
| 1               | *ENCLOSURE ASSEMBLY, SYSTEM UNIT    | BA50-A            |                              |              | 45          |
| 2               | *MOTHER BOARD ASSEMBLY, SYSTEM UNIT | KDJ11-CA          |                              |              | 44          |
| 3               | *POWER SUPPLY ASSEMBLY, H7862       | H7862-C           |                              |              | 47          |
| 4               | *DISKETTE DRIVE, RX50 DUAL          | RX50-AA           |                              |              | 50          |
| 5               | *Module, RX50 Controller            | 54-15058-00       |                              |              |             |
| 6               | *Cable Assembly                     | 17-00285-00       |                              |              |             |
| 7               | *Power Cable Assembly               | 17-00342-02       |                              |              |             |
| 8               | *Cable Assembly                     | 17-00280-00       |                              |              |             |
| 9               | *Nut, Push Round                    | 90-09865-01       |                              |              |             |
| 10              | *Spring, Compression                | 12-20113-01       |                              |              |             |
| 11              | *Medallion, System Box              | 14-27256-08       |                              |              |             |
|                 | CABLES/LABELS (Not Shown)           |                   |                              |              |             |
|                 | *Cable Assembly, Printer            | 17-00300-00       |                              |              |             |
|                 | *Label, "Equipment Warning, 100V"   | 36-17905-16       |                              |              |             |
|                 | *Label, "Power Rating 100-120/220V" | 36-20215-01       |                              |              |             |
|                 | *Label, "Regulations"               | 36-20218-13       |                              |              |             |

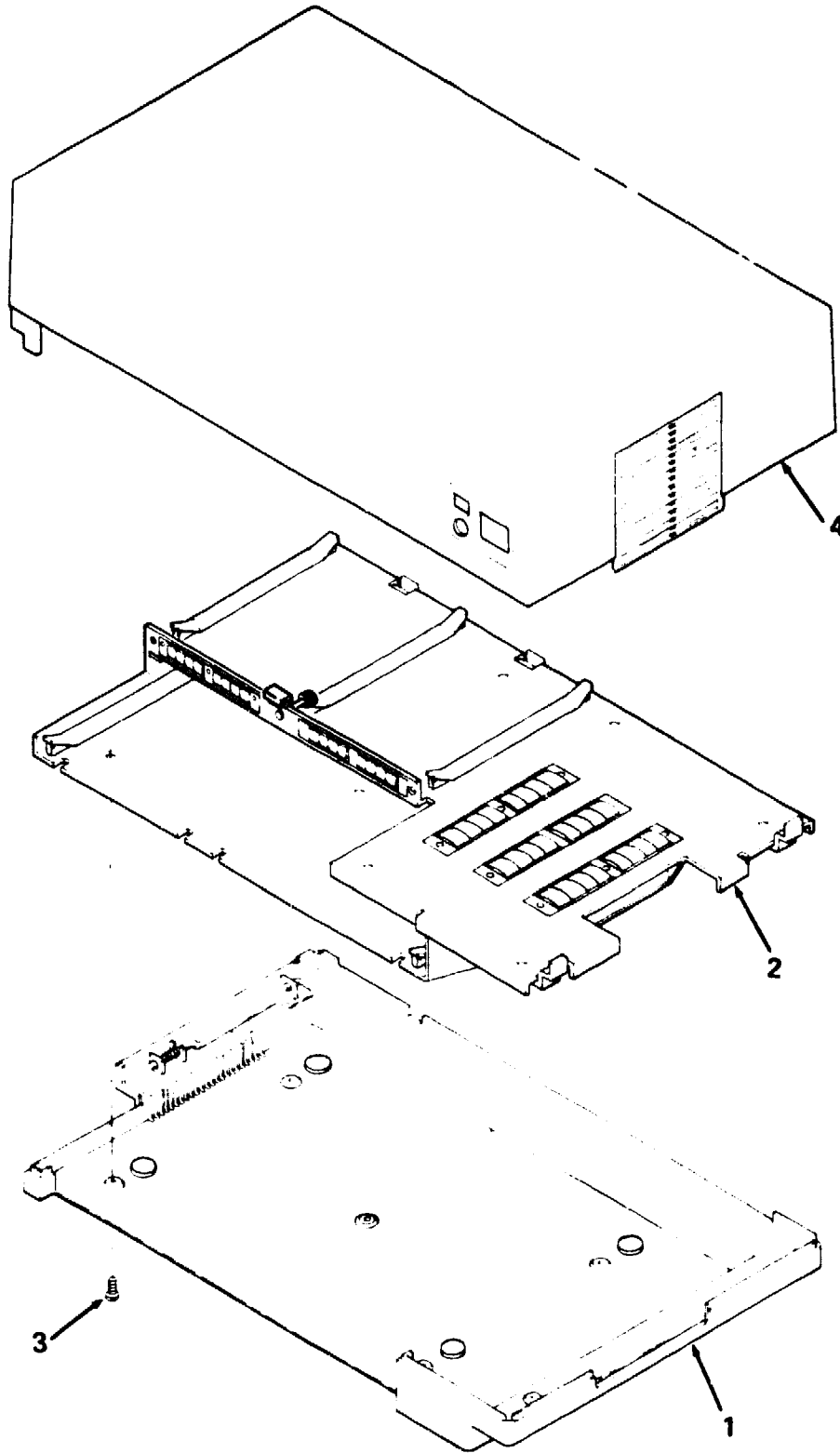


R800X-44

Figure 44. Mother Board Assembly, Sytem Unit



| FIG. &<br>ITEM<br>NO. | DESCRIPTION                         | A<br>DEC<br>PART NO. | ECO<br>CUT-IN<br>KDJ11-CA<br>00001 | USED<br>ON<br>CODE | REF<br>FIG<br>NO. |
|-----------------------|-------------------------------------|----------------------|------------------------------------|--------------------|-------------------|
| 44-                   | MOTHER BOARD ASSEMBLY, SYSTEM UNIT  | KDJ11-CA             |                                    |                    | 43                |
| 1                     | *Module Assembly, System            | 54-16237-01          |                                    |                    |                   |
| 2                     | *CARD CAGE ASSEMBLY                 | 70-20611-02          |                                    |                    |                   |
| 3                     | **Ground Strap                      | 74-29836-01          |                                    |                    |                   |
| 4                     | **Washer, Int Lock                  | 90-06634-00          |                                    |                    |                   |
| 5                     | **Screw, Phi Pan Hd No. 7-16 x 5/16 | 90-10141-01          |                                    |                    |                   |
| 6                     | *Door, Card Cage                    | 74-28266-02          |                                    |                    |                   |
| 7                     | *Thumbscrew, No. 4-40 x 5/8         | 12-20934-01          |                                    |                    |                   |
| 8                     | *Screw, Phi Pan Hd No. 6-32 x 3/8   | 90-09708-00          |                                    |                    |                   |
| 9                     | *Thumbscrew, No. 4-40 x 3/8         | 12-20933-01          |                                    |                    |                   |
| 10                    | *Battery Pack 3.75V                 | 12-19245-00          |                                    |                    |                   |
| 11                    | *PANEL ASSEMBLY, CONNECTOR          | 70-20610-01          |                                    |                    | 48                |
| 12                    | *Nut, Kep No. 6-32                  | 90-08185-00          |                                    |                    |                   |
| 13                    | *Screwlock, No. 4-40 x 3/16         | 90-08451-06          |                                    |                    |                   |
| 14                    | *Washer, Flat Nylon                 | 90-06707-00          |                                    |                    |                   |
| 15                    | *Spacer, PC Board Support           | 74-28652-01          |                                    |                    |                   |
| 16                    | *Screw, Phi Pan Hd No. 6-32 x 1/2   | 90-10089-03          |                                    |                    |                   |

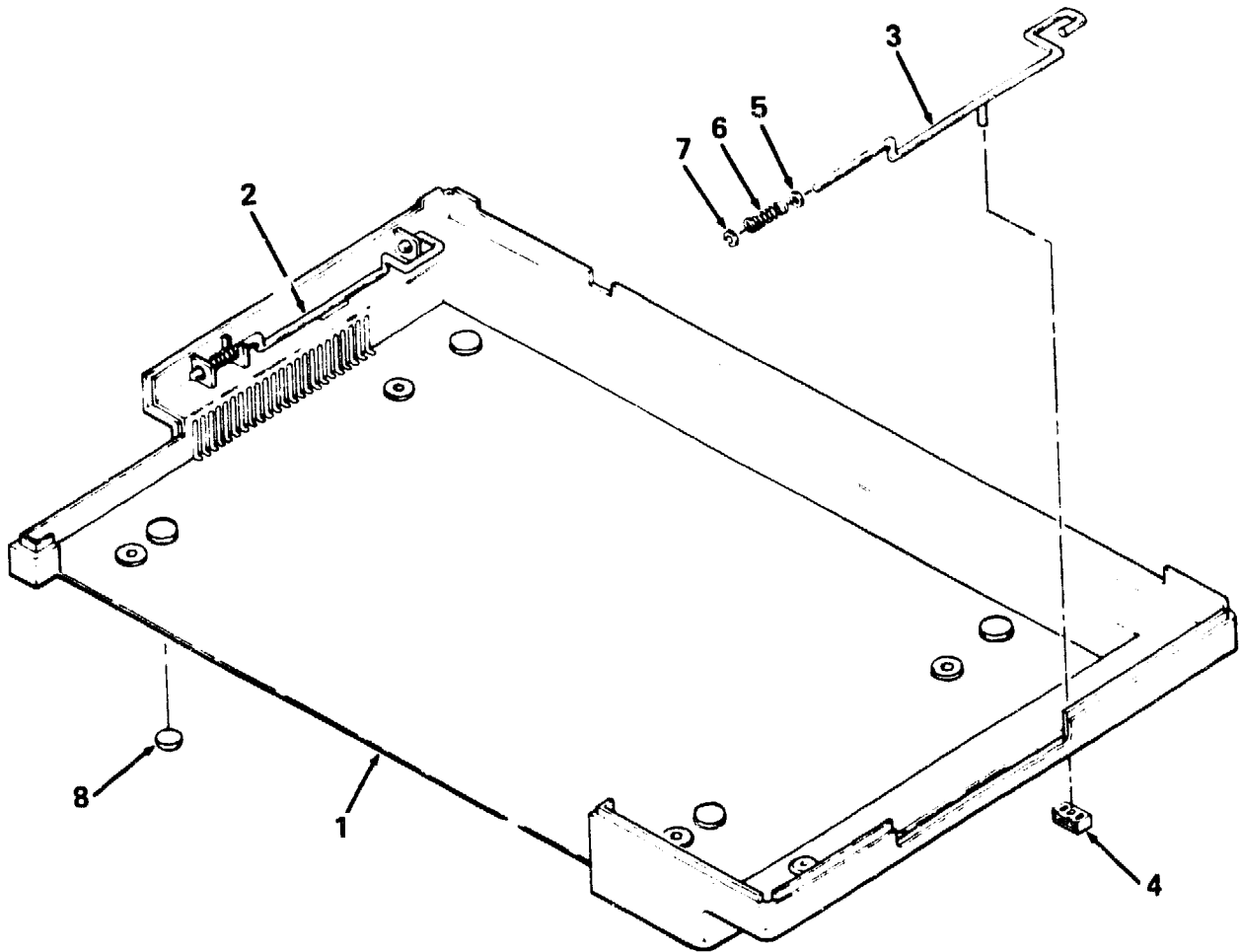


8800X-45

Figure 45. Enclosure Assembly, System Unit

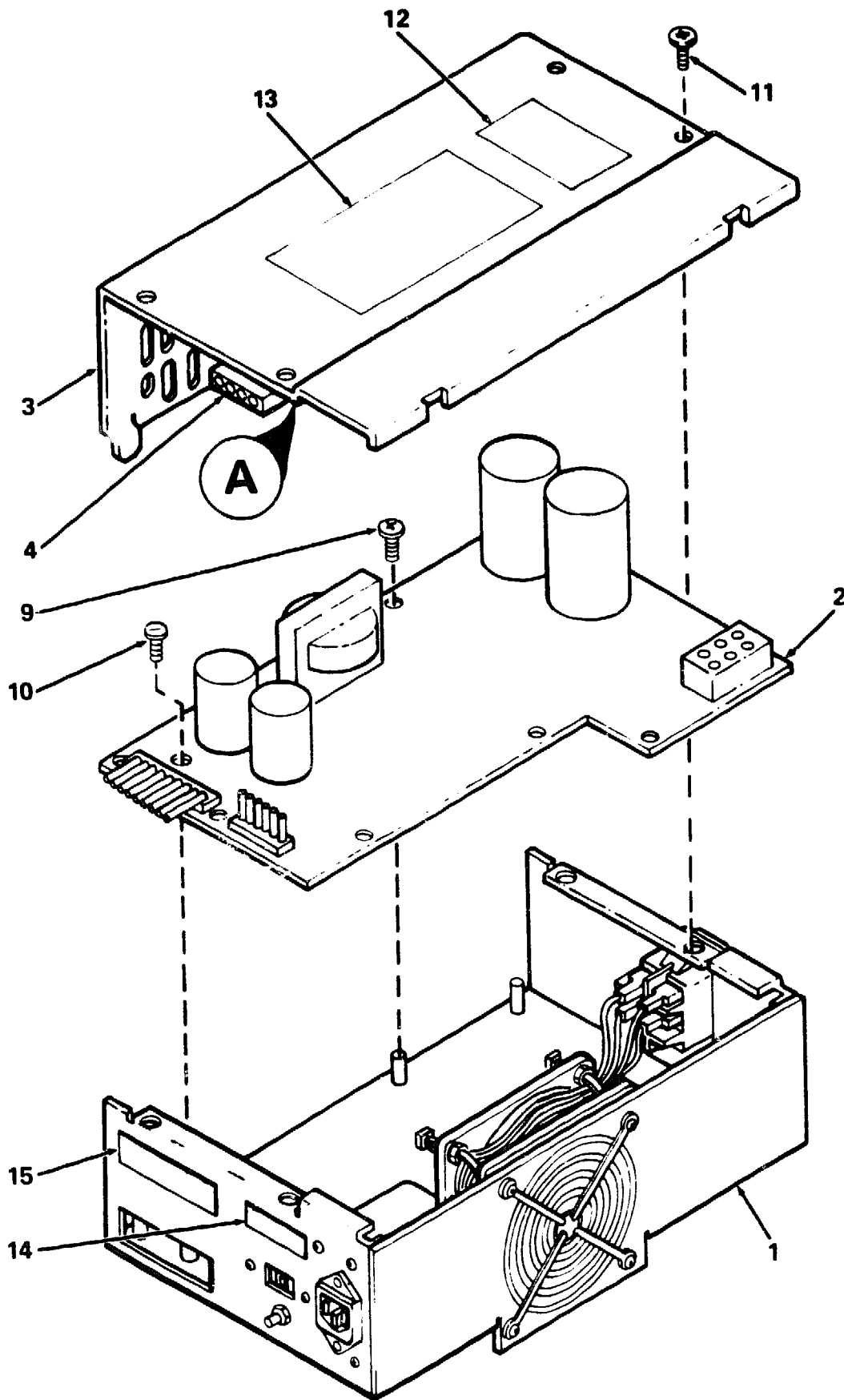
| FIG. &<br>ITEM<br>NO. | DESCRIPTION                        | B<br>DEC<br>PART NO. | ECO<br>CUT-IN<br>BA50-A<br>00001 | USED<br>ON<br>CODE | REF<br>FIG<br>NO. |
|-----------------------|------------------------------------|----------------------|----------------------------------|--------------------|-------------------|
| 45-                   | ENCLOSURE ASSEMBLY, SYSTEM UNIT    | BA50-A               |                                  |                    | 43                |
| 1                     | *ENCLOSURE ASSEMBLY, BOTTOM        | 70-18432-00          |                                  |                    | 46                |
| 2                     | *Pan Assembly                      | 70-18981-00          |                                  |                    |                   |
| 3                     | *Screw, PHl Pan Hd No. 6-32 x 5/16 | 90-09708-00          |                                  |                    |                   |
| 4                     | *Enclosure Assembly, Top           | 70-18439-00          |                                  |                    |                   |

| FIG. & ITEM NO. | DESCRIPTION                | DEC PART NO. | ECO CUT-IN<br>70-18432<br>00003 | USED ON CODE | REF FIG NO. |
|-----------------|----------------------------|--------------|---------------------------------|--------------|-------------|
| 46-             | ENCLOSURE ASSEMBLY, BOTTOM | 70-18432-00  |                                 |              | 45          |
| 1               | *Enclosure, Bottom         | 74-25658-00  |                                 |              |             |
| 2               | *Latch, Wire (R.H.)        | 74-26242-01  |                                 |              |             |
| 3               | *Latch, Wire, (L.H.)       | 74-26243-01  |                                 |              |             |
| 4               | *Handle, Latch Wire        | 74-26537-01  |                                 |              |             |
| 5               | *Washer, Flat              | 90-09775-01  |                                 |              |             |
| 6               | *Spring, Compression       | 12-19914-01  |                                 |              |             |
| 7               | *Ring, Retainer            | 90-09273-00  |                                 |              |             |
| 8               | *Bumper, Rubber            | 90-08525-00  |                                 |              |             |



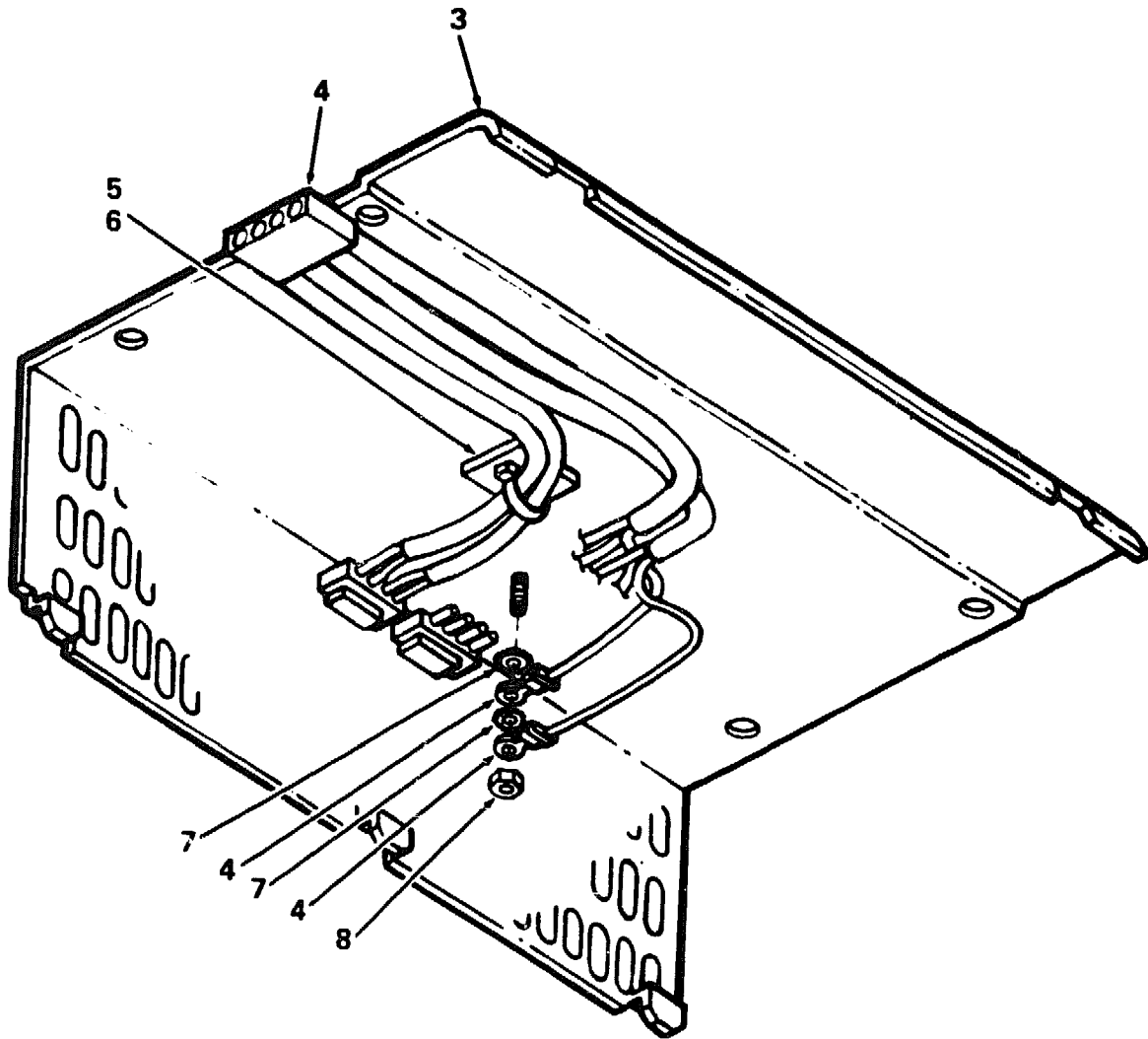
8800X-46

Figure 46. Enclosure Assembly, Bottom



8800X-47

Figure 47. Power Supply Assembly, H7862 (Sheet 1 of 2)



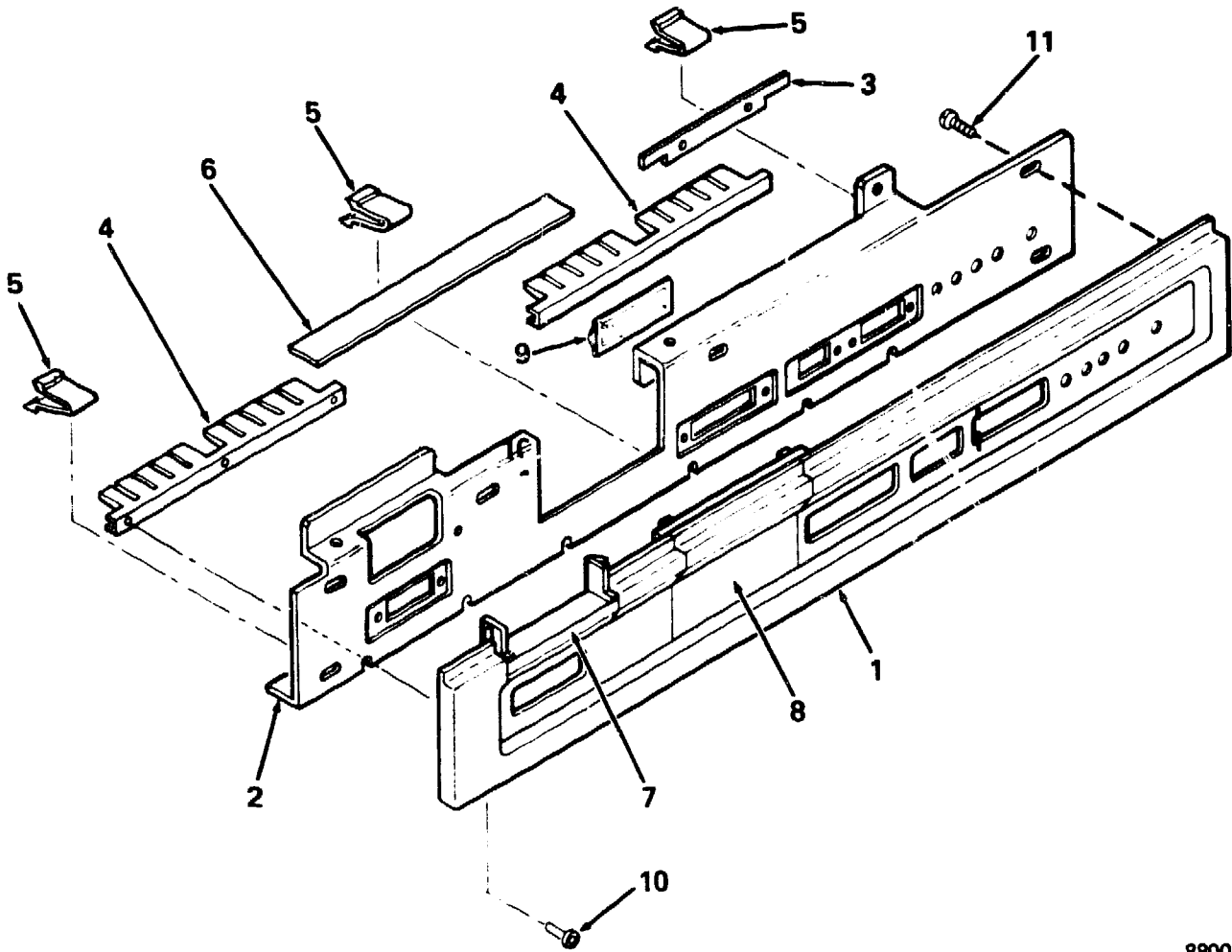
A

8800X-47A

Figure 47. Power Supply Assembly, H7862 (Sheet 2 of 2)

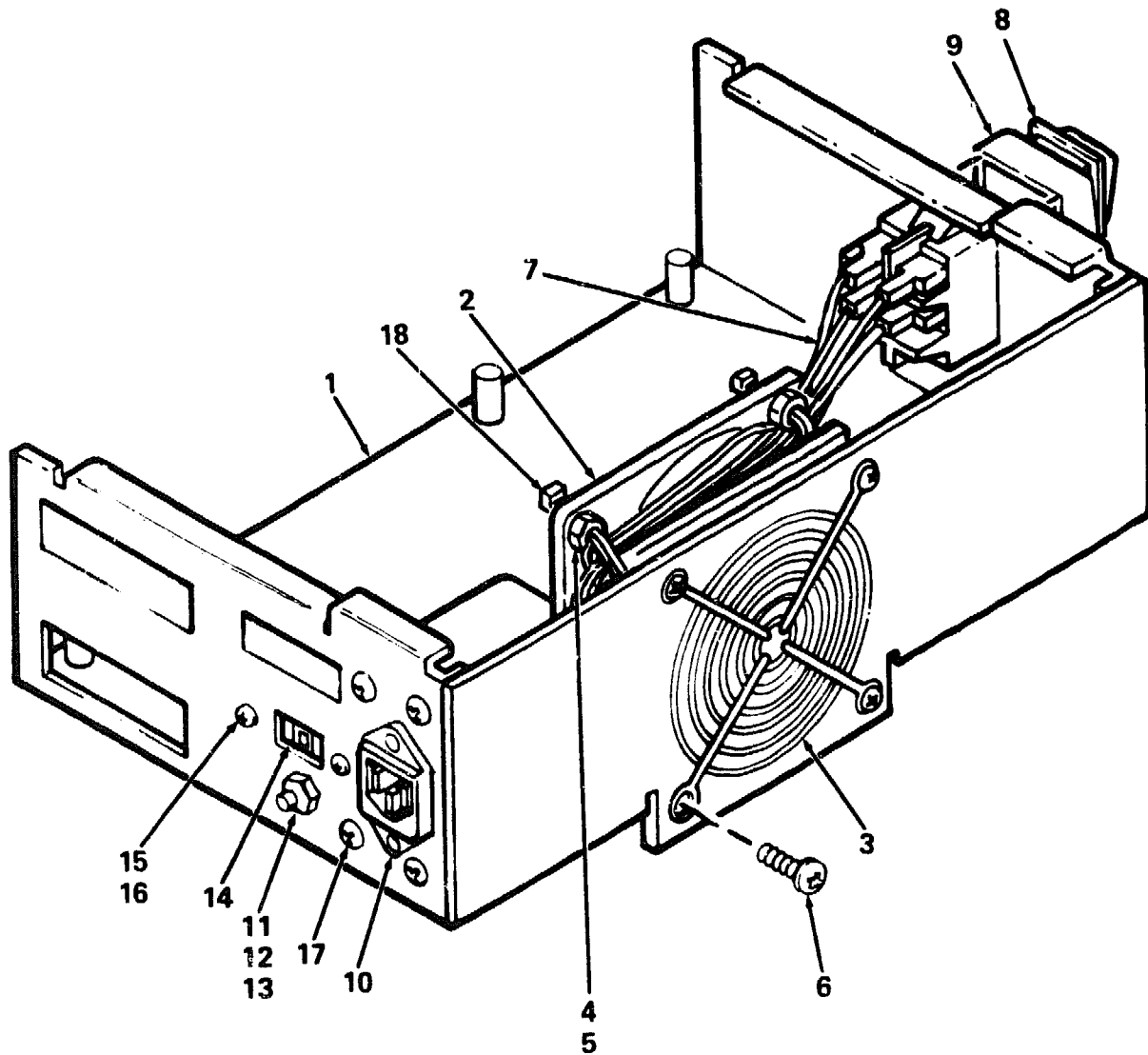
| FIG. & ITEM NO. | DESCRIPTION                                | E<br>DEC<br>PART NO. | ECO<br>CUT-IN<br>H7862<br>00007 | USED<br>ON<br>CODE | REF<br>FIG<br>NO. |
|-----------------|--|----------------------|---------------------------------|--------------------|-------------------|
| 47-             | POWER SUPPLY ASSEMBY, H7862 (120/220/240V) | H7862-C              |                                 |                    | 43                |
| 1               | *CHASSIS ASSEMBLY                          | 70-18970-00          |                                 |                    | 48                |
| 2               | *Module, 7862 Power Supply                 | 54-15086-01          |                                 |                    |                   |
| 3               | *Cover                                     | 74-26214-00          |                                 |                    |                   |
| 4               | *Cable Assembly, DC Output                 | 70-19731-0L          |                                 |                    |                   |
| 5               | *Mount, Cable Tie                          | 90-08264-00          |                                 |                    |                   |
| 6               | *Tie, Cable                                | 90-07031-00          |                                 |                    |                   |
| 7               | *Washer, Ext Tooth Lock No. 6              | 90-07649-00          |                                 |                    |                   |
| 8               | *Nut, Hex No. 6-32                         | 90-08185-00          |                                 |                    |                   |
| 9               | *Screw, Sems Phi Pan Hd No. 6-32 x 1 2     | 90-00049-36          |                                 |                    |                   |
| 10              | *Screw, Washer Pan Hd No. 6-32 x 1 2       | 90-10245-01          |                                 |                    |                   |
| 11              | *Screw, Sems Phi Pan Hd No. 6-32 x 3 8     | 90-00049-35          |                                 |                    |                   |
| 12              | *Label, "Caution"                          | 36-20124-01          |                                 |                    |                   |
| 13              | *Label, "Danger Stored High Voltage"       | 36-16930-00          |                                 |                    |                   |
| 14              | *Label, "Caution Correct Voltage Setting"  | 36-16157-00          |                                 |                    |                   |
| 15              | *Label, "Electrical Rating"                | 36-20122-06          |                                 |                    |                   |

| FIG. & ITEM NO. | DESCRIPTION                            | DEC PART NO. | ECO CUT-IN<br>70-20610<br>00001 | USED ON CODE | REF FIG NO. |
|-----------------|--|--------------|---------------------------------|--------------|-------------|
| 48-             | PANEL ASSEMBLY, CONNECTOR              | 70-20610-01  |                                 |              | 44          |
| 1               | *Overlay, Connector Panel              | 74-25647-00  |                                 |              |             |
| 2               | *Weldment, Connector Panel             | 70-20474-01  |                                 |              |             |
| 3               | *Retainer, Blank                       | 74-27343-01  |                                 |              |             |
| 4               | *Panel, Connector Grounding            | 74-27948-01  |                                 |              |             |
| 5               | *Clip, Channel                         | 74-28306-01  |                                 |              |             |
| 6               | *Strip, Insulator                      | 74-27877-01  |                                 |              |             |
| 7               | *Insert, Blank                         | 74-26534-01  |                                 |              |             |
| 8               | *Insert, Blank                         | 74-26535-01  |                                 |              |             |
| 9               | *Shield, EMI/RFI                       | 12-20380-01  |                                 |              |             |
| 10              | *Rivet                                 | 90-10435-01  |                                 |              |             |
| 11              | *Screw, Phl Hd Self Tap No. 6-20 x 1 4 | 90-10376-02  |                                 |              |             |



8800X-48

Figure 48. Connector Panel Assembly

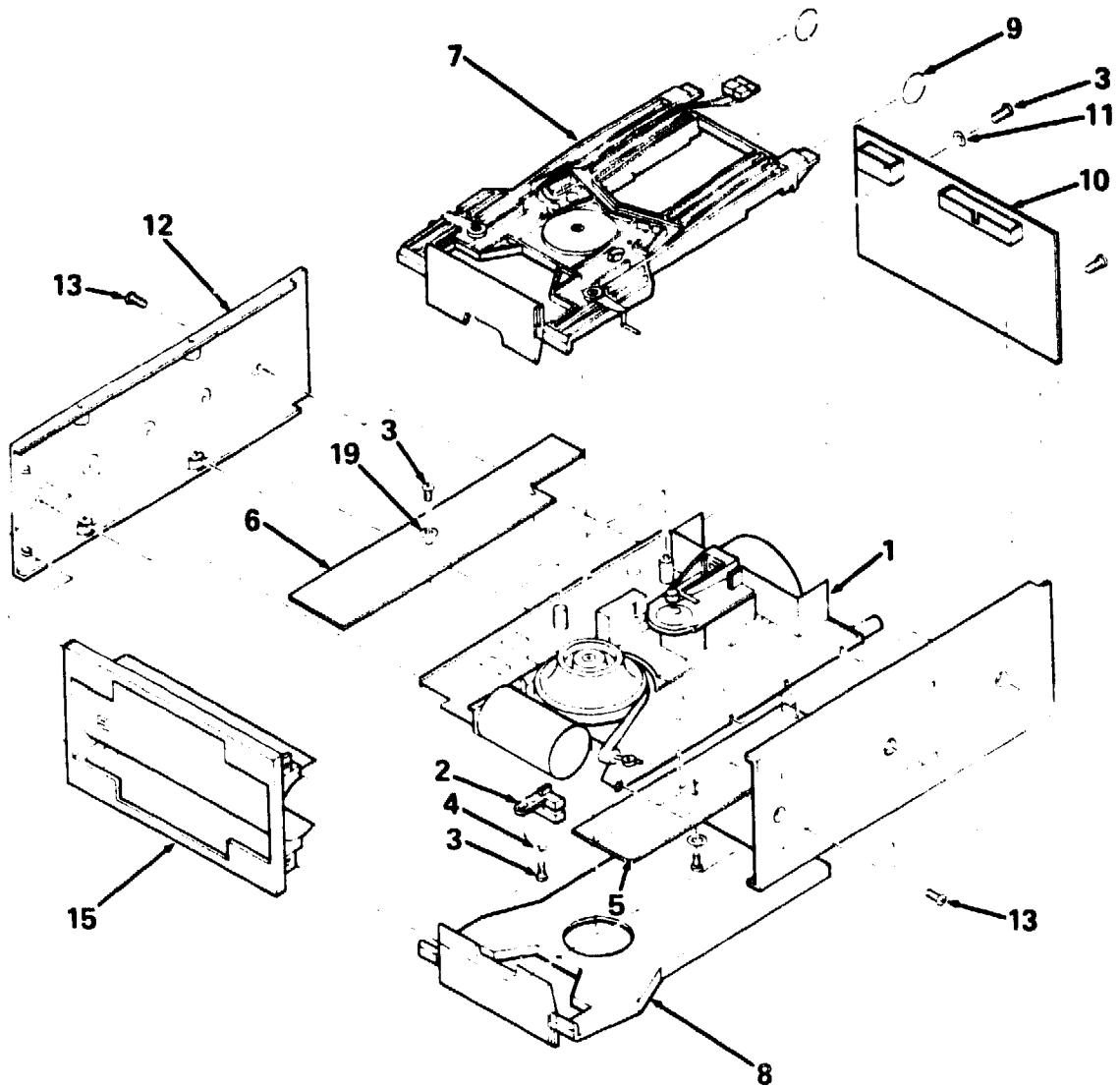


8800X-49

Figure 49. Chassis Assembly

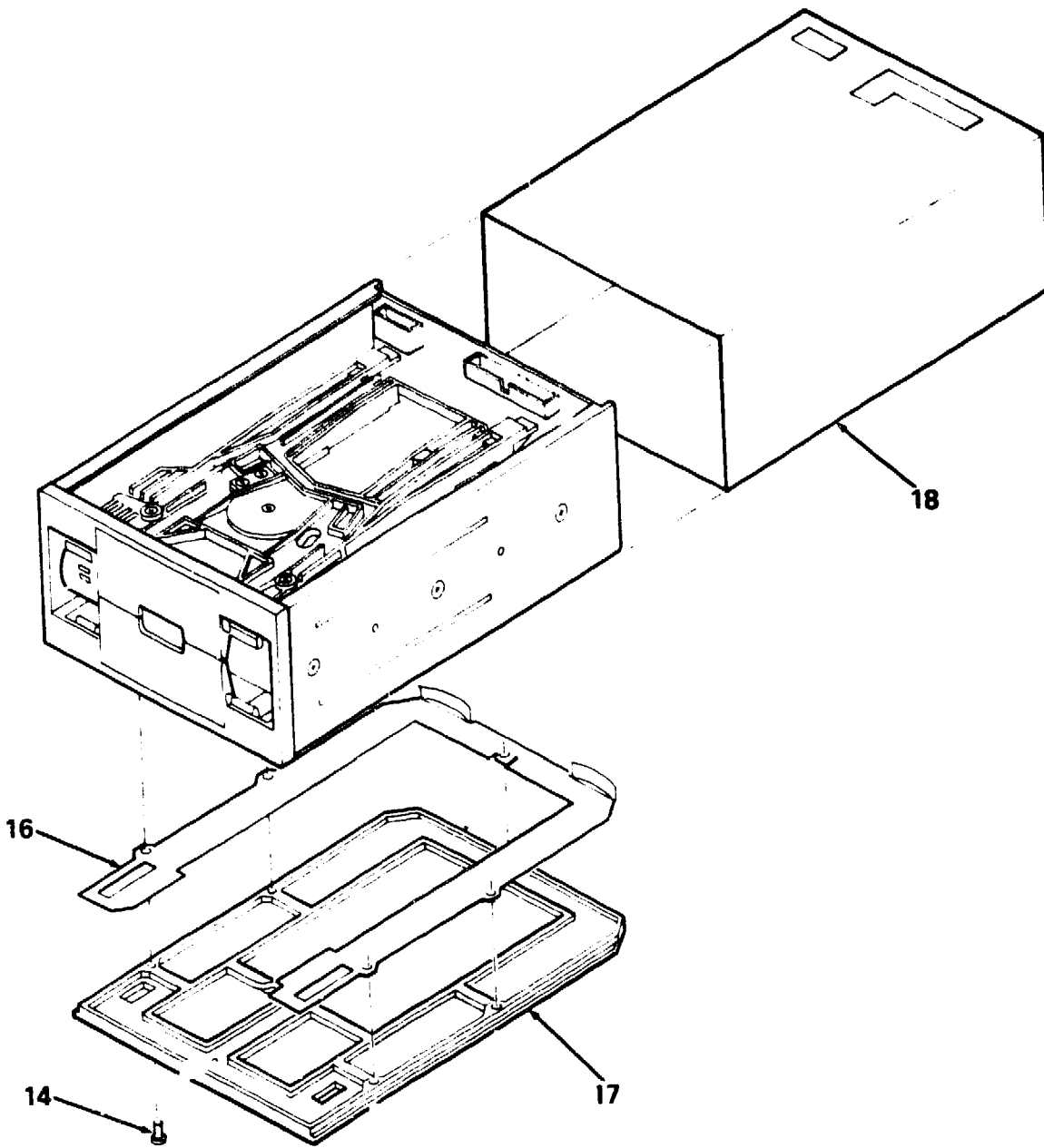
| FIG. & ITEM NO. | DESCRIPTION                             | D<br>DEC<br>PART NO. | ECO<br>CUT-IN<br>70-18970<br>00002 | USED<br>ON<br>CODE | REF<br>FIG<br>NO. |
|-----------------|---|----------------------|------------------------------------|--------------------|-------------------|
| 49-             | CHASSIS ASSEMBLY                        | 70-18970-00          |                                    |                    | 47                |
| 1               | *Chassis                                | 74-26213-00          |                                    |                    |                   |
| 2               | *Fan, 4-1/2 in. 70 CFM                  | 12-13185-03          |                                    |                    |                   |
| 3               | *Guard, Finger                          | 12-10263-01          |                                    |                    |                   |
| 4               | *Nut, Hex No. 6                         | 90-08185-00          |                                    |                    |                   |
| 5               | *Washer, Ext Tooth Lock No. 6           | 90-07649-00          |                                    |                    |                   |
| 6               | *Screw, Sems Phi Pan Hd No. 6-32 x 3/4  | 90-00049-37          |                                    |                    |                   |
| 7               | *Harness Assembly, Chassis              | 70-18969-00          |                                    |                    |                   |
| 8               | *Switch, (SW1) Rocker 16A               | 12-17051-04          |                                    |                    |                   |
| 9               | *Bezel, Switch                          | 74-26246-01          |                                    |                    |                   |
| 10              | *Filter, Line EMI/RFI 16A 47-63 Hz      | 12-19046-00          |                                    |                    |                   |
| 11              | *Washer, Ext Tooth Lock No. 10          | 90-07651-00          |                                    |                    |                   |
| 12              | *Nut, Hex No. 10                        | 90-06565-00          |                                    |                    |                   |
| 13              | *Circuit Breaker 6A                     | 12-19912-01          |                                    |                    |                   |
| 14              | *Switch, (SW2) Slide 5A (deleted)       | 12-16901-00          |                                    |                    |                   |
|                 | *Switch, (SW2) Slide 5A (added)         | 12-16901-04          | 00003                              |                    |                   |
| 15              | *Nut, Hex No. 4                         | 90-06557-00          |                                    |                    |                   |
| 16              | *Screw, Phi Pan Hd No. 4-40 x 3/8       | 90-06011-01          |                                    |                    |                   |
| 17              | *Screw, Sems Phi Pan Hd No. 6-32 x 5/16 | 90-10155-00          |                                    |                    |                   |
| 18              | *Tie, Cable                             | 90-07031-00          |                                    |                    |                   |
|                 | LABELS/DECALS (Not Shown)               |                      |                                    |                    |                   |
|                 | *Label, "Fuse"                          | 36-20123-01          |                                    |                    |                   |
|                 | *Decal, "Ground"                        | 36-12680-00          |                                    |                    |                   |

**RX50-A  
FLOPPY DISK DRIVE**



8800X-50

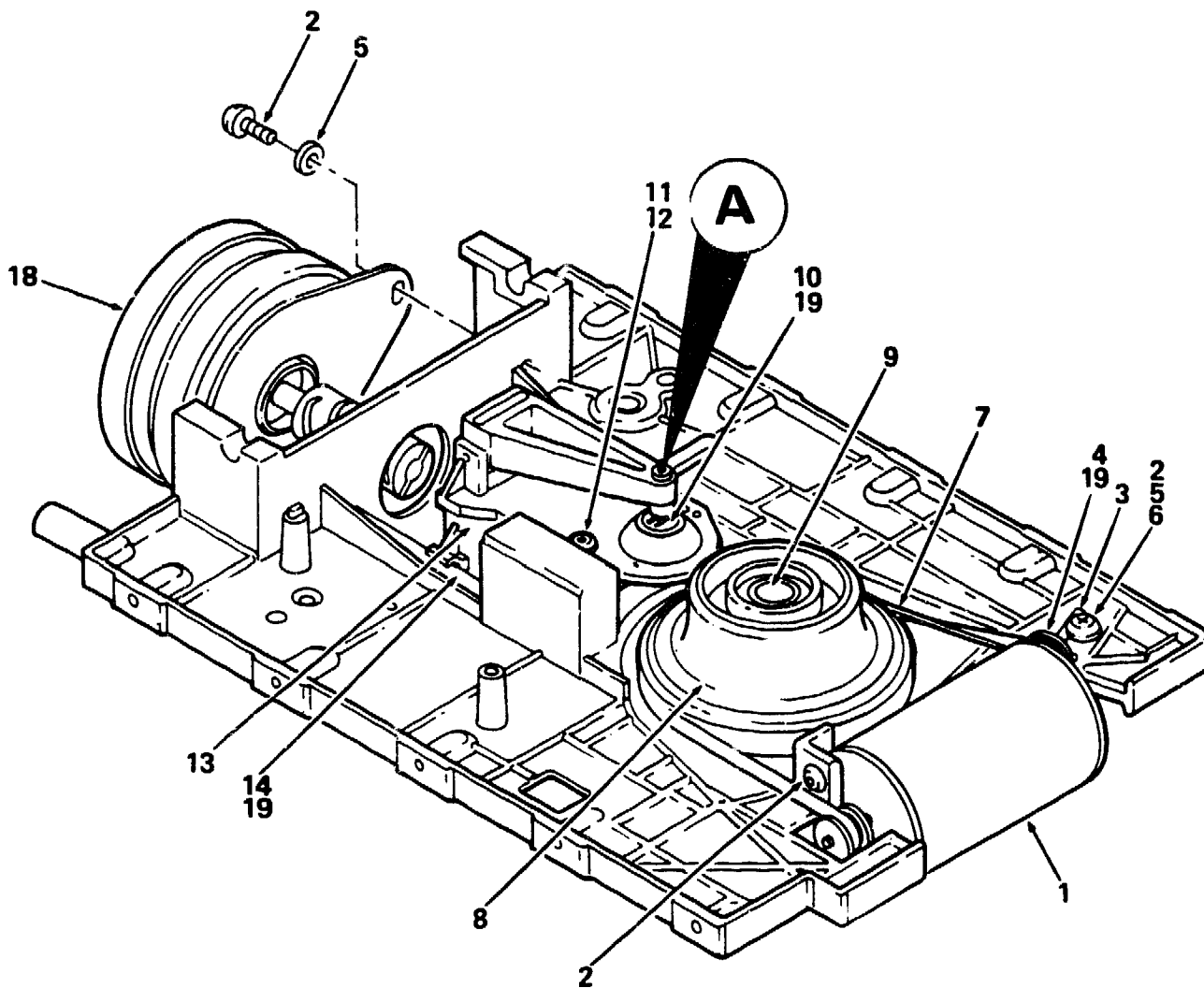
Figure 50. Diskette Drive, RX50 Dual (Sheet 1 of 2)



8800X-50A

Figure 50. Diskette Drive. RX50 Dual (Sheet 2 of 2)

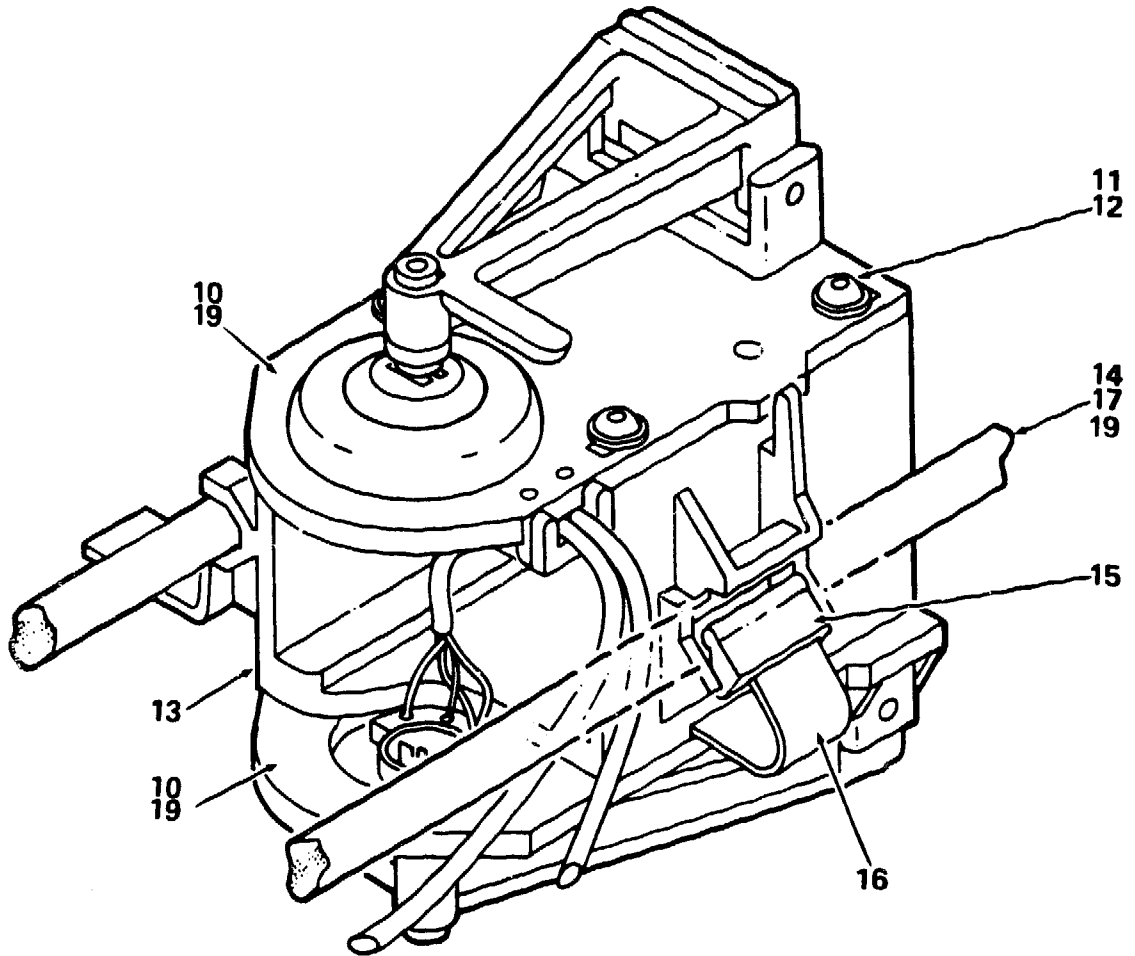
| FIG. & ITEM NO. | DESCRIPTION                            | F<br>DEC<br>PART NO. | ECO<br>CUT-IN<br>RX50-A<br>00007 | USED<br>ON<br>CODE | REF<br>FIG<br>NO. |
|-----------------|--|----------------------|----------------------------------|--------------------|-------------------|
| 50-             | DISKETTE DRIVE. RX50 DUAL              | RX50-AA              |                                  |                    | 43                |
| 1               | *MOTOR BASEPLATE ASSEMBLY (NFR)        | 70-18638-00          |                                  |                    | 51                |
| 2               | *Cable Assembly, Track 0 Sensor        | 70-18931-00          |                                  |                    |                   |
| 3               | *Screw, Phi Pan Hd No. 6-32 x 5/16     | 90-09708-00          |                                  |                    |                   |
| 4               | *Washer, Flat No. 6                    | 90-06656-00          |                                  |                    |                   |
| 5               | *PCB Assembly, Read/Write              | 70-19177-00          |                                  |                    |                   |
| 6               | *PCB Assembly, Motor                   | 70-19175-00          |                                  |                    |                   |
| 7               | *COVER ASSEMBLY, UPPER CONE LIFT (NFR) | 70-18932-04          |                                  |                    | 52                |
| 8               | *COVER ASSEMBLY, LOWER CONE LIFT (NFR) | 70-18932-05          |                                  |                    | 52                |
| 9               | *Spring, Cone Lift Cover Return        | 74-25234-00          |                                  |                    |                   |
| 10              | *Module, Seek Interface                | 54-15066-00          |                                  |                    |                   |
| 11              | *Washer, Internal Tooth Lock No. 6     | 90-09882-00          |                                  |                    |                   |
| 12              | *Plate, Side                           | 74-25241-01          |                                  |                    |                   |
| 13              | *Screw, Phi Flat Hd No. 6-32 x 1 4     | 90-06020-02          |                                  |                    |                   |
| 14              | *Screw, Phi Pan Hd No. 6-32 x 1 2      | 90-06024-01          |                                  |                    |                   |
| 15              | *BEZEL ASSEMBLY (NFR)                  | 70-19118-00          |                                  |                    | 54                |
| 16              | *Clip, Grounding                       | 74-28201-02          |                                  |                    |                   |
| 17              | *Plate, Skid                           | 74-25652-02          |                                  |                    |                   |
| 18              | *Shield Assembly                       | 70-19918-01          |                                  |                    |                   |
| 19              | *Washer, Flat                          | 90-08992-00          |                                  |                    |                   |
|                 | LABEL (Not Shown)                      |                      |                                  |                    |                   |
|                 | *Label, "Serial Number"                | 36-19833-01          |                                  |                    |                   |
|                 | *Label, "Bar Code Blank"               | 36-18460-10          |                                  |                    |                   |
|                 | NFR = NOT FIELD REPAIRABLE             |                      |                                  |                    |                   |



8800X-51

Figure 51. Motor Baseplate Assembly (Sheet 1 of 2)



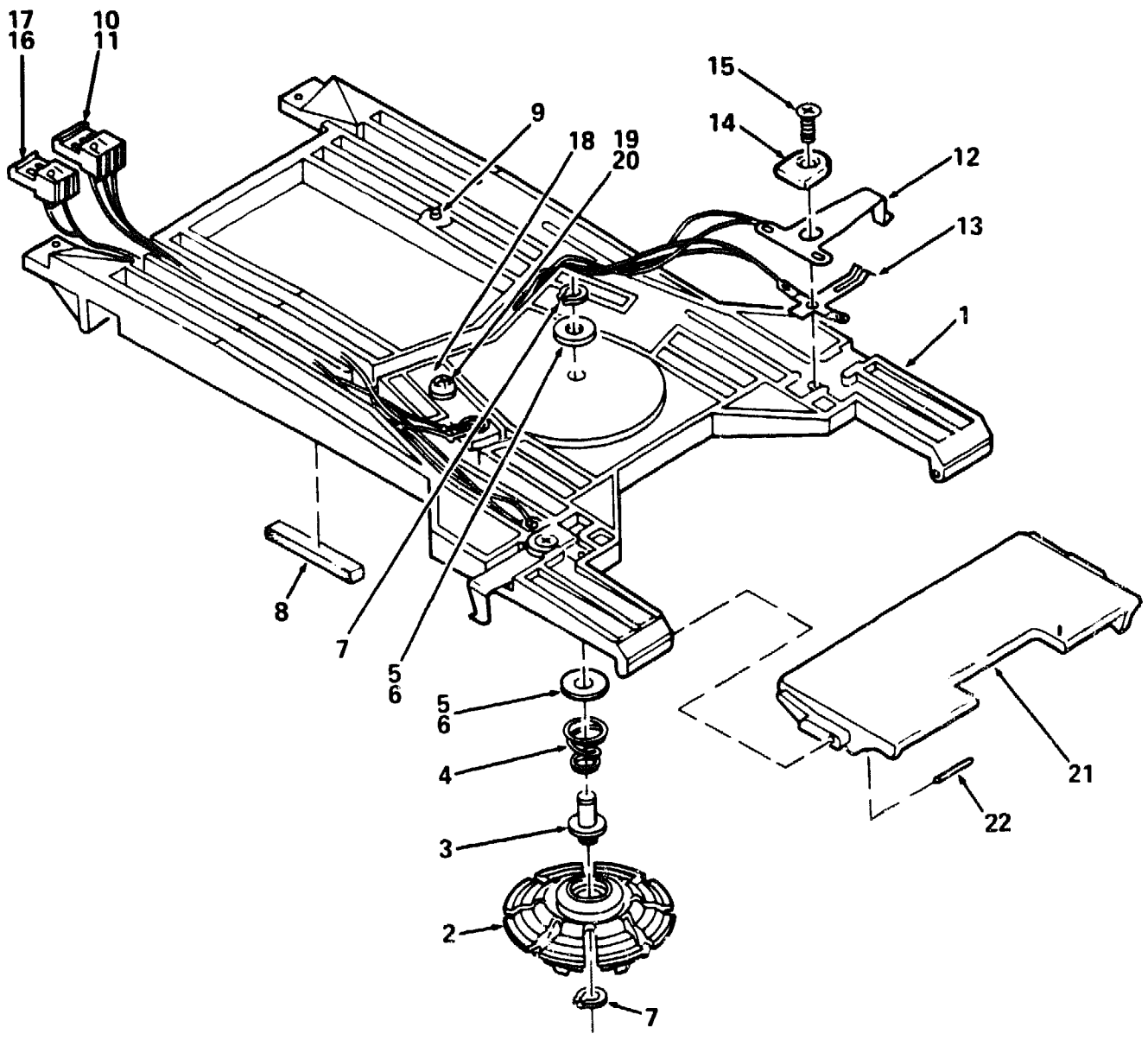


(A)

8800X-51A

Figure 51. Motor Baseplate Assembly (Sheet 2 of 2)

| FIG. & ITEM NO. | DESCRIPTION                           | D<br>DEC PART NO. | ECO CUT-IN<br>70-18638<br>00003 | USED ON CODE | REF FIG NO. |
|-----------------|---------------------------------------|-------------------|---------------------------------|--------------|-------------|
| 51-             | MOTOR/BASEPLATE ASSEMBLY (NFR)        | 70-18638-00       |                                 |              | 50          |
| 1               | *Motor, 12 VDC                        | 12-18677-00       |                                 |              |             |
| 2               | *Screw, Phi Truss Hd No. 6-32 x 1/4   | 90-06020-03       |                                 |              |             |
| 3               | *Shaft, Idler                         | 90-00032-19       |                                 |              |             |
| 4               | *Pulley, Idler                        | 74-25244-01       |                                 |              |             |
| 5               | *Washer, Flat                         | 90-06656-00       |                                 |              |             |
| 6               | *Washer, Lock No. 6                   | 90-07801-00       |                                 |              |             |
| 7               | *Belt, Woven                          | 12-18835-00       |                                 |              |             |
| 8               | *Spindle Assembly                     | 70-18629-00       |                                 |              |             |
| 9               | *Baseplate Spindle Shaft Assembly     | 70-19176-00       |                                 |              |             |
| 10              | *Head Set Assembly                    | 70-19555-00       |                                 |              |             |
| 11              | *Washer, Flat                         | 90-08172-00       |                                 |              |             |
| 12              | *Screw, Button Cap Hex No. 4-40 x 3/8 | 90-10379-02       |                                 |              |             |
| 13              | *CARRIAGE ASSEMBLY (NFR)              | 70-18442-00       |                                 |              | 53          |
| 14              | *Shaft, Guide                         | 74-25224-01       |                                 |              |             |
| 15              | *Shoe, Slide                          | 74-25827-00       |                                 |              |             |
| 16              | *Spring, Carriage                     | 74-25832-00       |                                 |              |             |
| 17              | *Ball, Rubber                         | 12-22570-01       |                                 |              |             |
| 18              | *Stepper Motor Assembly               | 70-18658-00       |                                 |              |             |
| 19              | *Grease, Hydrocarbon                  | 49-01519-01       |                                 |              |             |
| 20              | *Grease, Lithium                      | 49-01237-00       |                                 |              |             |
|                 | NFR = NOT FIELD REPAIRABLE            |                   |                                 |              |             |



UPPER ASSEMBLY SHOWN

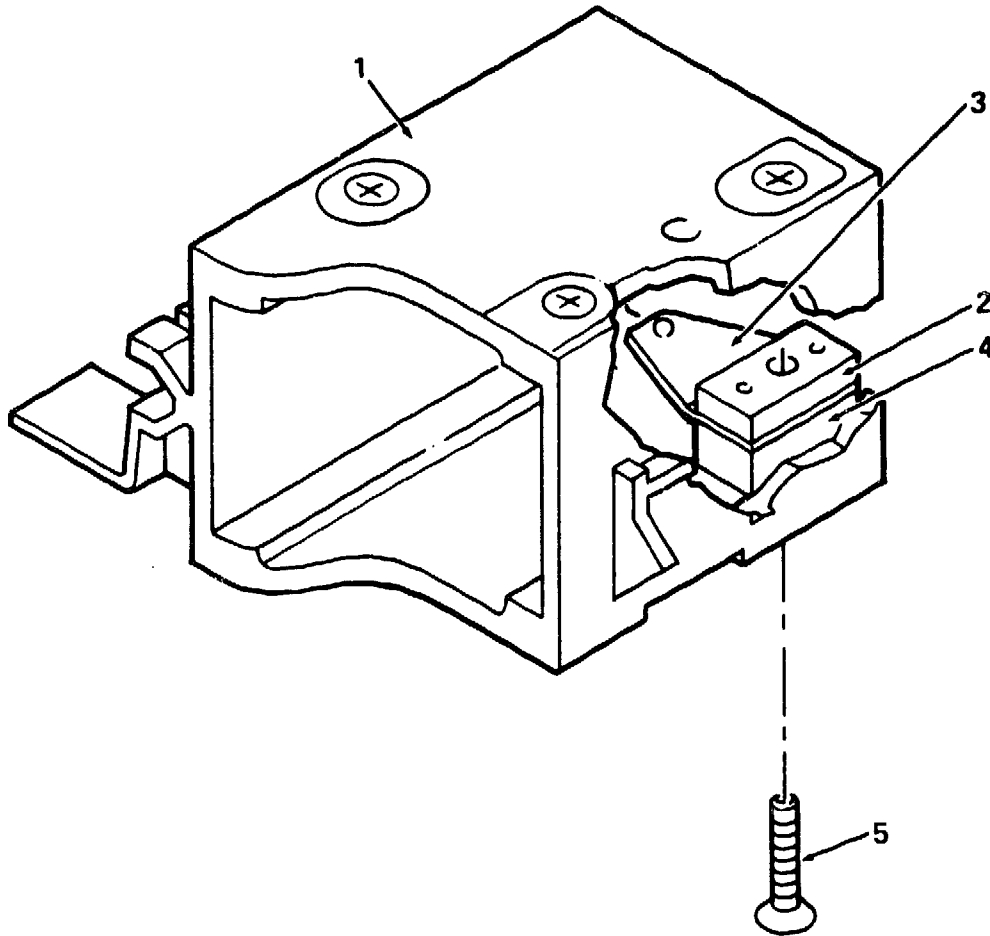
8800X-52

Figure 52. Cover, Assembly. Upper Cone Lift

145

| FIG. & ITEM NO. | DESCRIPTION   | H<br>DEC<br>PART NO. | ECO<br>CUT-IN<br>70-18932<br>00006 | USED<br>ON<br>CODE | REF<br>FIG<br>NO. |
|-----------------|---|----------------------|------------------------------------|--------------------|-------------------|
| 52-             | COVER ASSEMBLY, UPPER CONE LIFT<br>(See Note) (NFR)             | 70-18932-04          |                                    | A                  | 50                |
|                 | COVER ASSEMBLY, LOWER CONE LIFT<br>(See Note) (NFR) (Not Shown) | 70-18932-05          |                                    | B                  | 50                |
| 1               | *Cover, Lift Cone   | 74-25233-03          |                                    |                    |                   |
| 2               | *Collet Assembly  | 70-18635-00          |                                    |                    |                   |
| 3               | *Shaft, Collet  | 74-25231-00          |                                    |                    |                   |
| 4               | *Spring, Conical  | 74-25232-00          |                                    |                    |                   |
| 5               | *Washer, Flat   | 12-19044-01          |                                    |                    |                   |
| 6               | *Grease, Hydrocarbon  | 49-01519-01          |                                    |                    |                   |
| 7               | *Ring, External Retaining                                       | 90-09580-00          |                                    |                    |                   |
| 8               | *Holder, (Head Load)  | 74-25225-00          |                                    |                    |                   |
| 9               | *Screw, Socket Hd No. 6-32 x 3/8                                | 90-06293-10          |                                    |                    |                   |
| 10              | *WRITE/PROTECT CABLE ASSEMBLY                                   | 70-18834-00          |                                    |                    |                   |
| 11              | **Connector, (P1) 3 Pin Housing                                 | 12-18622-20          |                                    |                    |                   |
| 12              | **Switch, Upper   | 74-25237-00          |                                    |                    |                   |
| 13              | **Switch, Lower   | 74-25238-00          |                                    |                    |                   |
| 14              | *Spacer, Switch   | 74-25236-00          |                                    |                    |                   |
| 15              | *Screw, Phi Mach Hd No. 4-40 x 1.4                              | 90-00039-16          |                                    |                    |                   |
| 16              | *INDEX CABLE ASSEMBLY   | 70-18835-00          |                                    |                    |                   |
| 17              | **Connector, (P1) 2 Pin Housing                                 | 12-18622-12          |                                    |                    |                   |
| 18              | **Holder, Plane Head  | 74-25235-00          |                                    |                    |                   |
| 19              | *Washer, Flat   | 90-06656-00          |                                    |                    |                   |
| 20              | *Screw, Phi Truss Hd No. 6-32 x 5/16                            | 90-06021-03          |                                    |                    |                   |
| 21              | *Door, Upper  | 74-25239-00          |                                    | A                  |                   |
|                 | *Door, Lower  | 74-25239-01          |                                    | B                  |                   |
| 22              | *Pin, Dowel   | 12-26537-01          |                                    |                    |                   |
|                 | Note: Used on Code applies to this figure only                  |                      |                                    |                    |                   |
|                 | NFR = NOT FIELD REPAIRABLE                                      |                      |                                    |                    |                   |

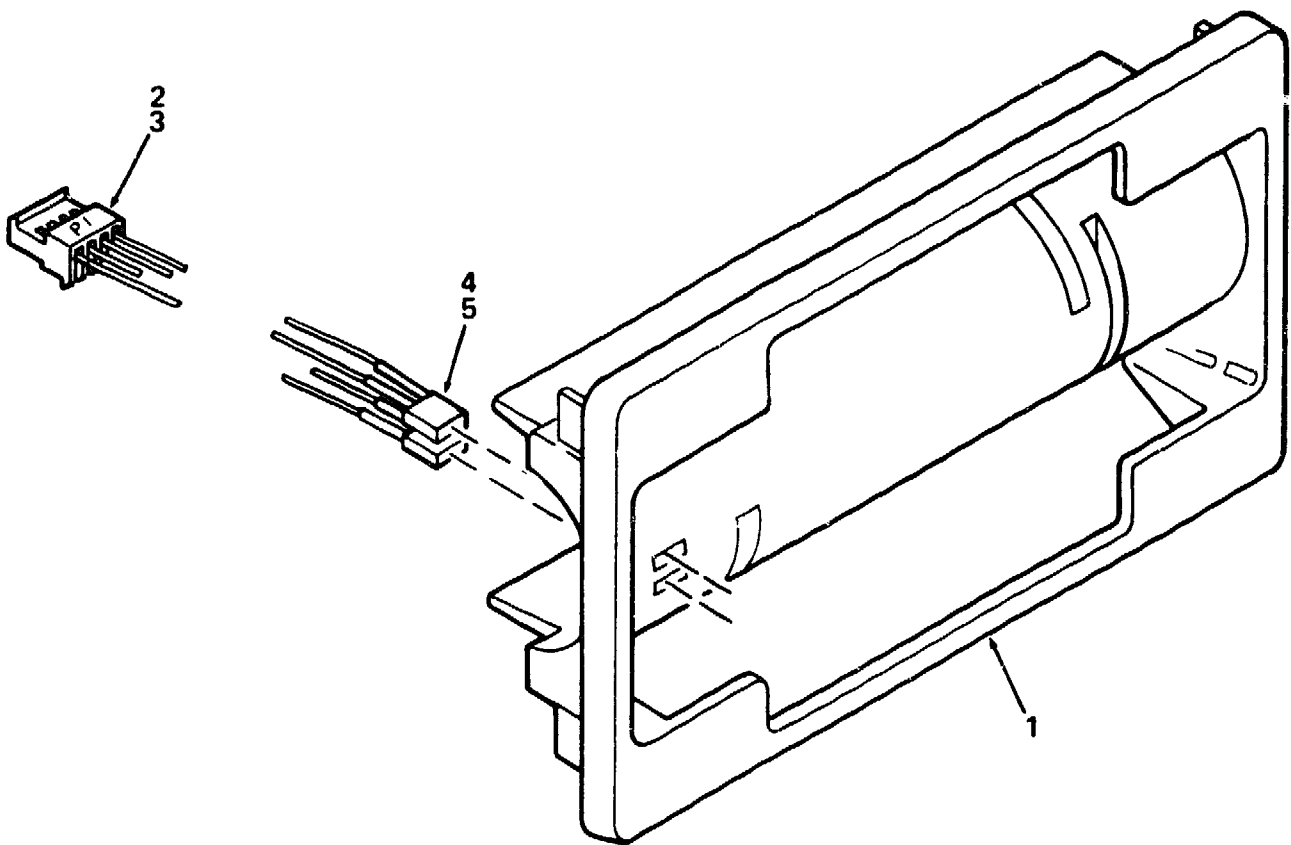
| FIG. & ITEM NO.            | DESCRIPTION                         | DEC PART NO. | ECO CUT-IN<br>70-20610<br>00001 | USED ON CODE | REF FIG NO. |
|----------------------------|-------------------------------------|--------------|---------------------------------|--------------|-------------|
| 53-                        | CARRIAGE ASSEMBLY (NFR)             | 70-18442-00  |                                 |              | 51          |
| 1                          | *Carriage                           | 74-25218-00  |                                 |              |             |
| 2                          | *Nut, Bar                           | 74-25248-00  |                                 |              |             |
| 3                          | *Arm, Ball Assembly                 | 70-18441-00  |                                 |              |             |
| 4                          | *Spacer, Follower Arm               | 74-25226-00  |                                 |              |             |
| 5                          | *Screw, Phi Flat Hd NO. 4-40 x 7.16 | 90-00039-14  |                                 |              |             |
| NFR = NOT FIELD REPAIRABLE |                                     |              |                                 |              |             |



8800X-53

Figure 53. Carriage Assembly

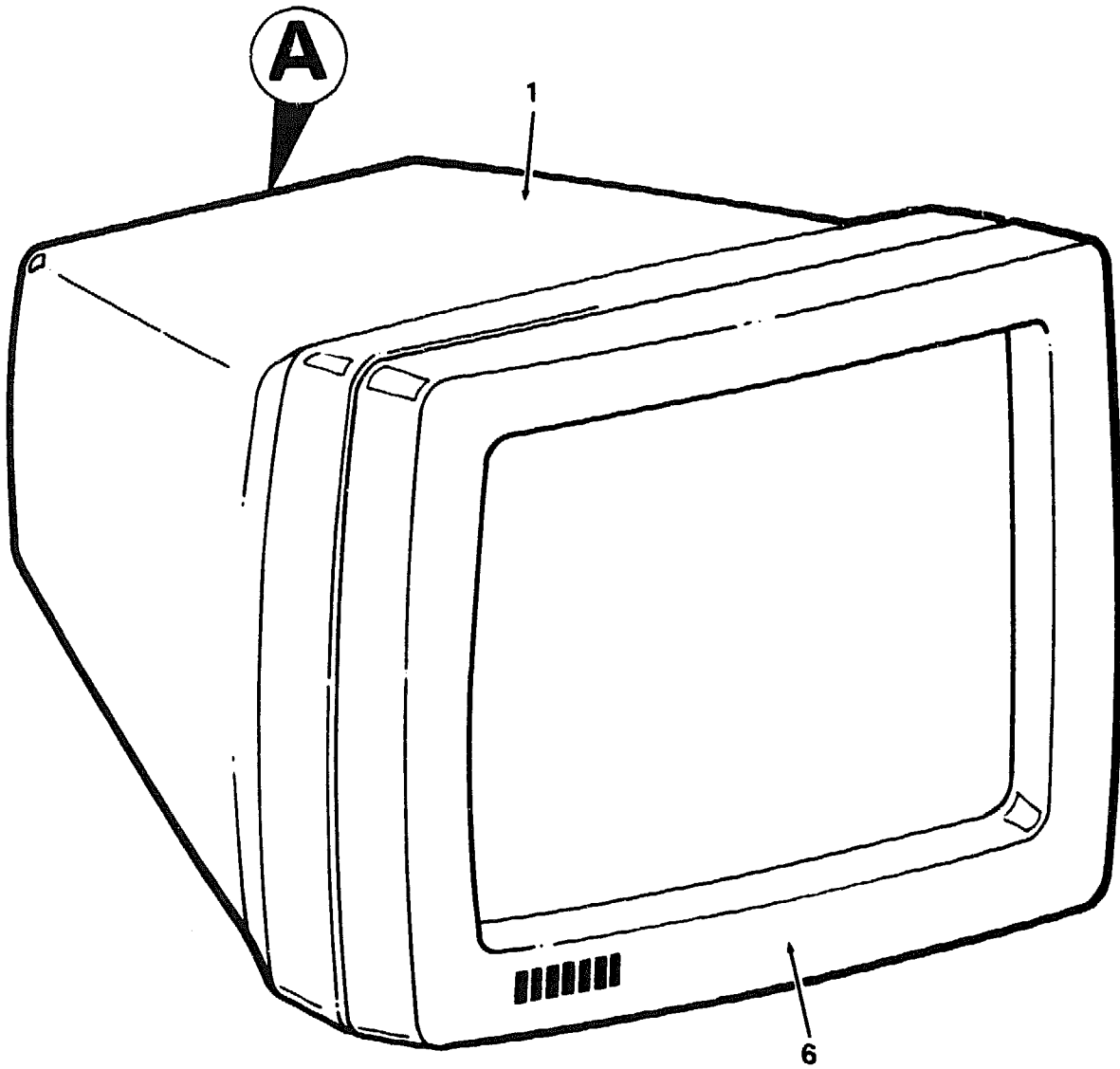
| FIG. & ITEM NO. | DESCRIPTION                     | DEC PART NO. | ECO CUT-IN<br>70-19118<br>00002 | USED ON CODE | REF FIG NO. |
|-----------------|---------------------------------|--------------|---------------------------------|--------------|-------------|
| 54--            | BEZEL ASSEMBLY (NFR)            | 70-19118-00  |                                 |              | 50          |
| 1               | *Bezel/Label Assembly           | 70-19783-00  |                                 |              |             |
| 2               | *CABLE ASSEMBLY, BEZEL LED      | 70-19041-00  |                                 |              |             |
| 3               | **Connector, (P1) 4 Pin Housing | 12-18622-13  |                                 |              |             |
| 4               | **LED 1.5 MCD @ 25 mA           | 11-16622-00  |                                 |              |             |
| 5               | *Locktite 414                   | 49-01272-00  |                                 |              |             |
|                 | NFR = NOT FIELD REPAIRABLE      |              |                                 |              |             |



8800X-54

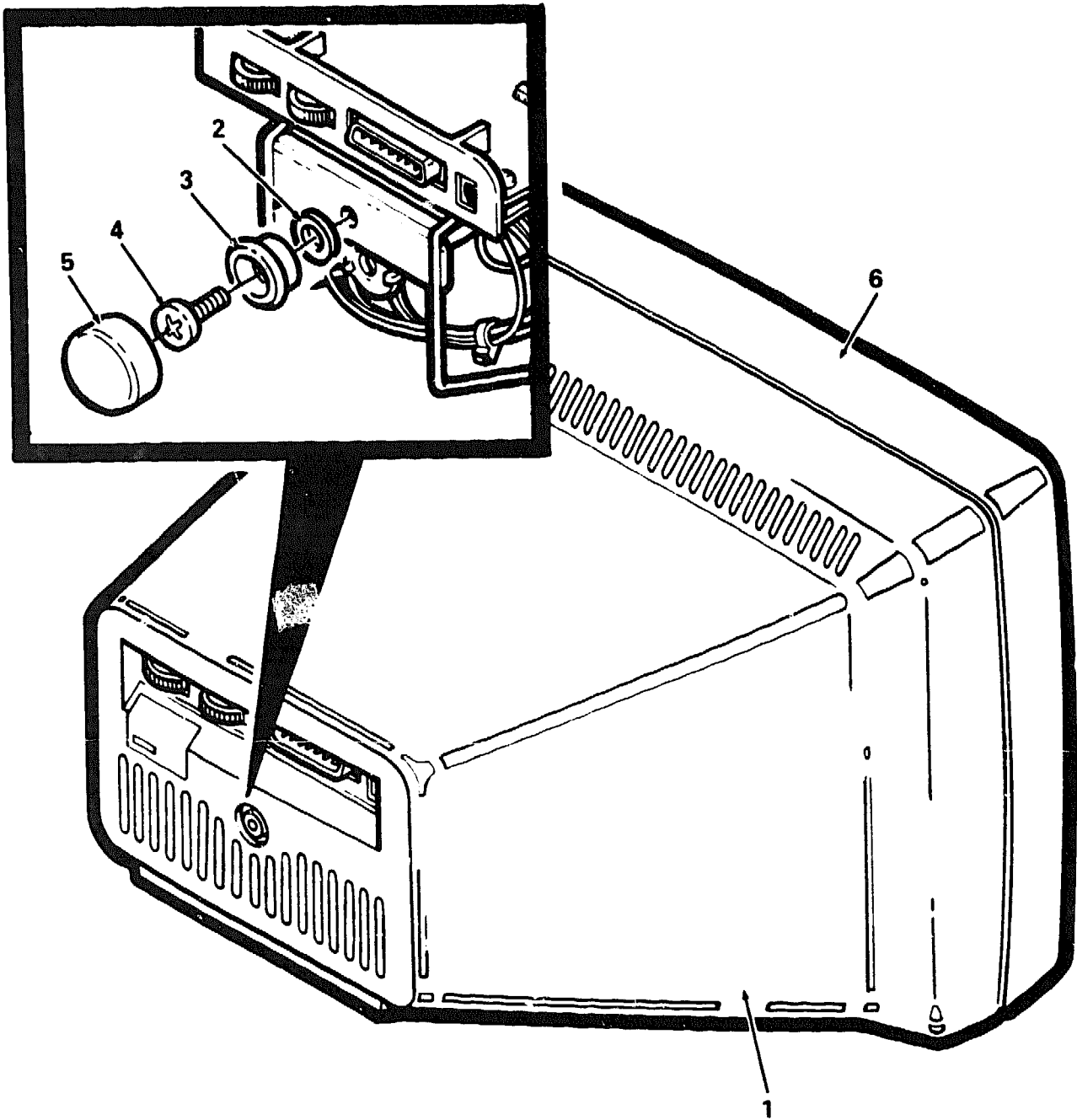
Figure 54. Bezel Assembly

**VR201  
MONITOR ASSEMBLY**



8800X-55

Figure 55. Monitor Assembly. VR201 (Sheet 1 of 2)

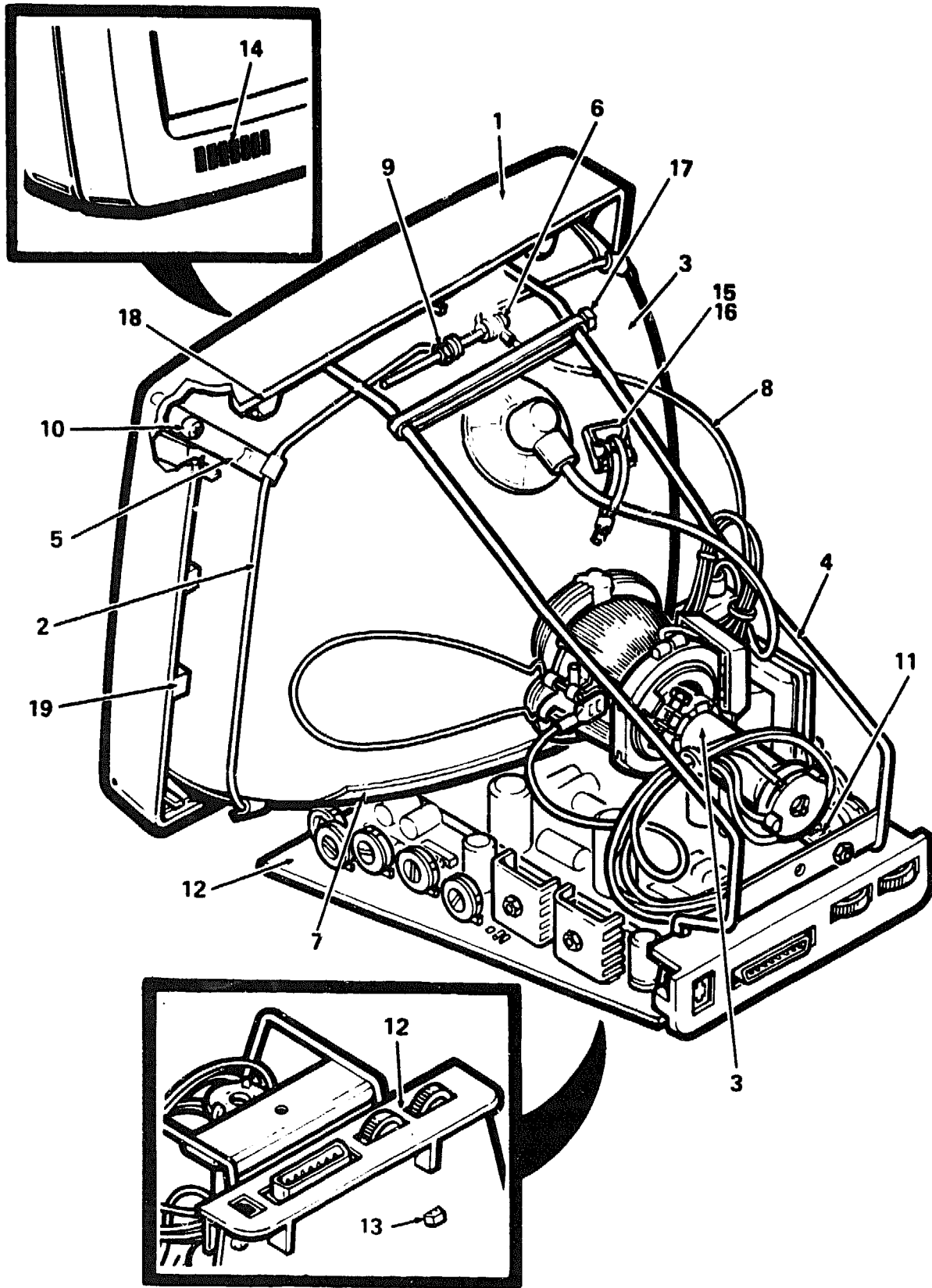


A

8800X-55A

Figure 55. Monitor Assembly. VR201 (Sheet 2 of 2)

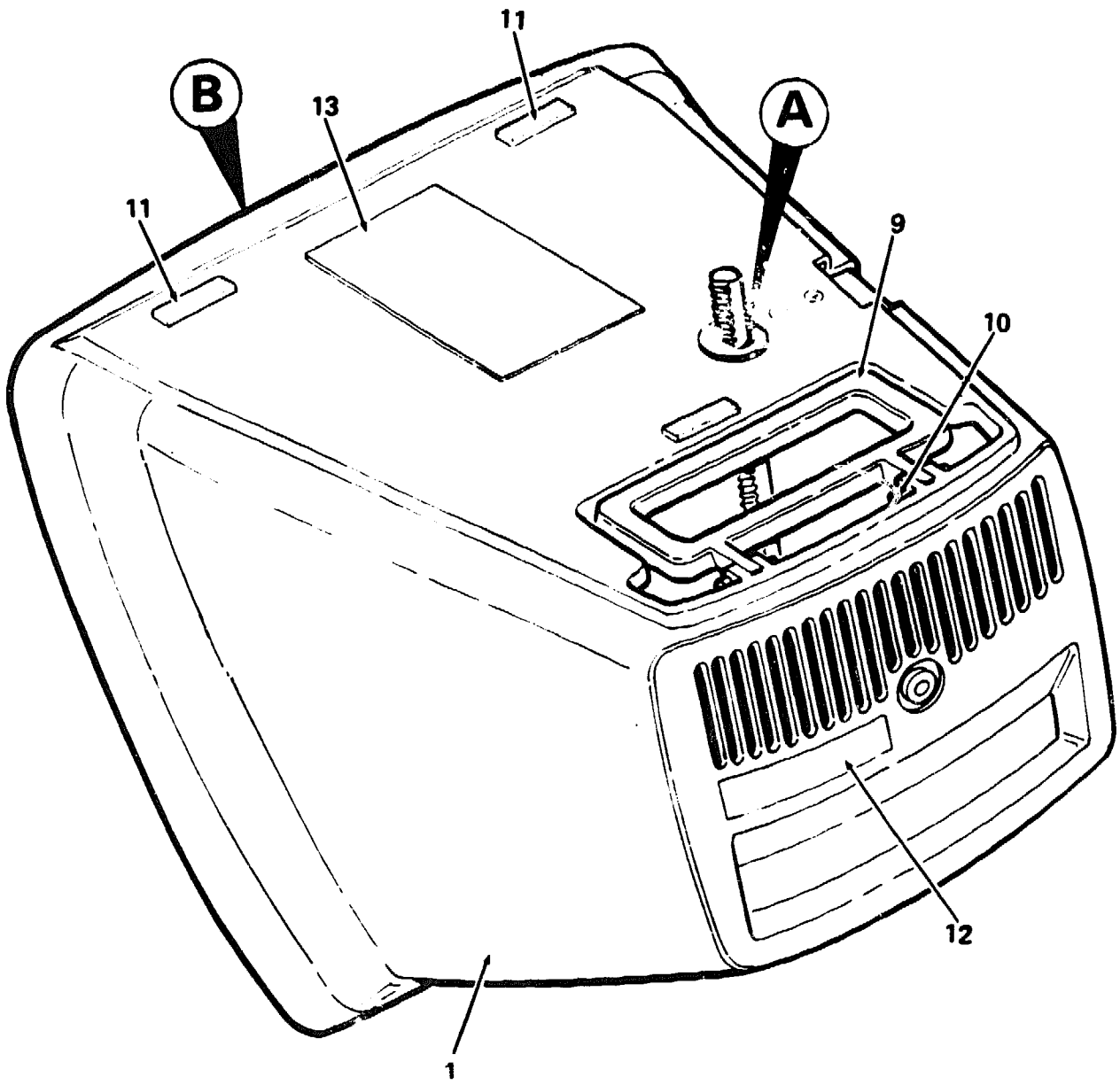
| FIG. & ITEM NO. | DESCRIPTION                       | DEC PART NO. | ECO CUT-IN VR201 00008 | USED ON CODE | REF FIG NO. |
|-----------------|-----------------------------------|--------------|------------------------|--------------|-------------|
| 55-             | MONITOR ASSEMBLY, VR201           | VR201-B      |                        |              | 42          |
| 1               | *COVER ASSEMBLY, REAR             | 70-19579-00  |                        |              | 57          |
| 2               | *Washer, Flat No. 6               | 90-06659-00  |                        |              |             |
| 3               | *Washer, Plastic                  | 12-20292-01  |                        |              |             |
| 4               | *Screw, Phi Pan Hd No. 6-32 x 5/8 | 90-06025-01  |                        |              |             |
| 5               | *Cap. Snap Off                    | 12-20293-01  |                        |              |             |
| 6               | *BEZEL ASSEMBLY (Green Phosphor)  | 70-19578-01  |                        |              | 56          |



8800X-56

Figure 56. Bezel Assembly

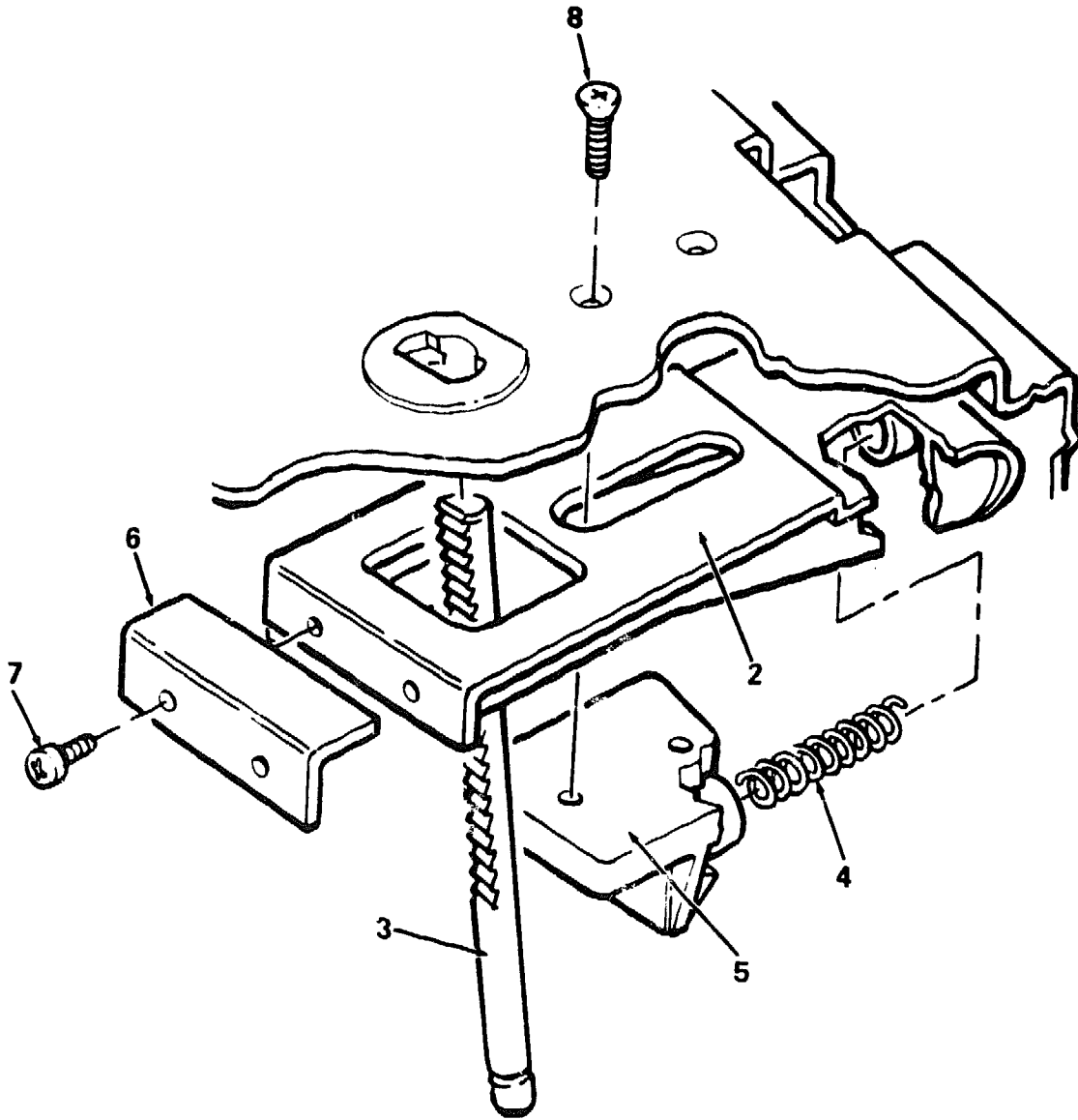
| FIG. & ITEM NO. | DESCRIPTION                                | K<br>DEC<br>PART NO. | ECO<br>CUT-IN<br>VR201<br>00008 | USED<br>ON<br>CODE | REF<br>FIG<br>NO. |
|-----------------|--|----------------------|---------------------------------|--------------------|-------------------|
| 56-             | BEZEL ASSEMBLY (Green Phosphor)            | 70-19578-01          |                                 |                    | 55                |
| 1               | *Bezel, CRT                                | 74-26539-01          |                                 |                    |                   |
| 2               | *Wire Form Bracket, Weldment               | 70-19524-00          |                                 |                    |                   |
| 3               | *CRT and Yoke Assembly (Green Phosphor)    | 70-19722-01          |                                 |                    |                   |
| 4               | *Wire Tension Weldment                     | 70-19798-00          |                                 |                    |                   |
| 5               | *Clip, Spring                              | 74-26542-02          |                                 |                    |                   |
| 6               | *Screw, Phi Pan Hd No. 6-32 x 2-1/2        | 90-00038-18          |                                 |                    |                   |
| 7               | *Insulator, CRT                            | 74-27754-01          |                                 |                    |                   |
| 8               | *Ground Wire Assembly (10 in.)             | 70-19723-01          |                                 |                    |                   |
| 9               | *Nut, Ela-Stop                             | 90-08055-00          |                                 |                    |                   |
| 10              | *Screw, Phi Pan Hd No. 6-19 x 1/4 Self Tap | 90-09800-02          |                                 |                    |                   |
| 11              | *Ground Wire Assembly (4 in.)              | 70-19723-00          |                                 |                    |                   |
| 12              | *Monitor Board Assembly                    | 70-19584-00          |                                 |                    |                   |
| 13              | *Fastner, Wire Push Mounting               | 12-20114-01          |                                 |                    |                   |
| 14              | *Logo, "Digital"                           | 74-27428-01          |                                 |                    |                   |
| 15              | *Mount Cable Tie                           | 90-08264-00          |                                 |                    |                   |
| 16              | *Tie, Cable                                | 90-07880-00          |                                 |                    |                   |
| 17              | *Tie, Cable                                | 90-09617-00          |                                 |                    |                   |
| 18              | *Bumper, (Gray)                            | 74-29464-04          |                                 |                    |                   |
| 19              | *Bumper, (Brown)                           | 74-29464-06          |                                 |                    |                   |



**BOTTOM VIEW**

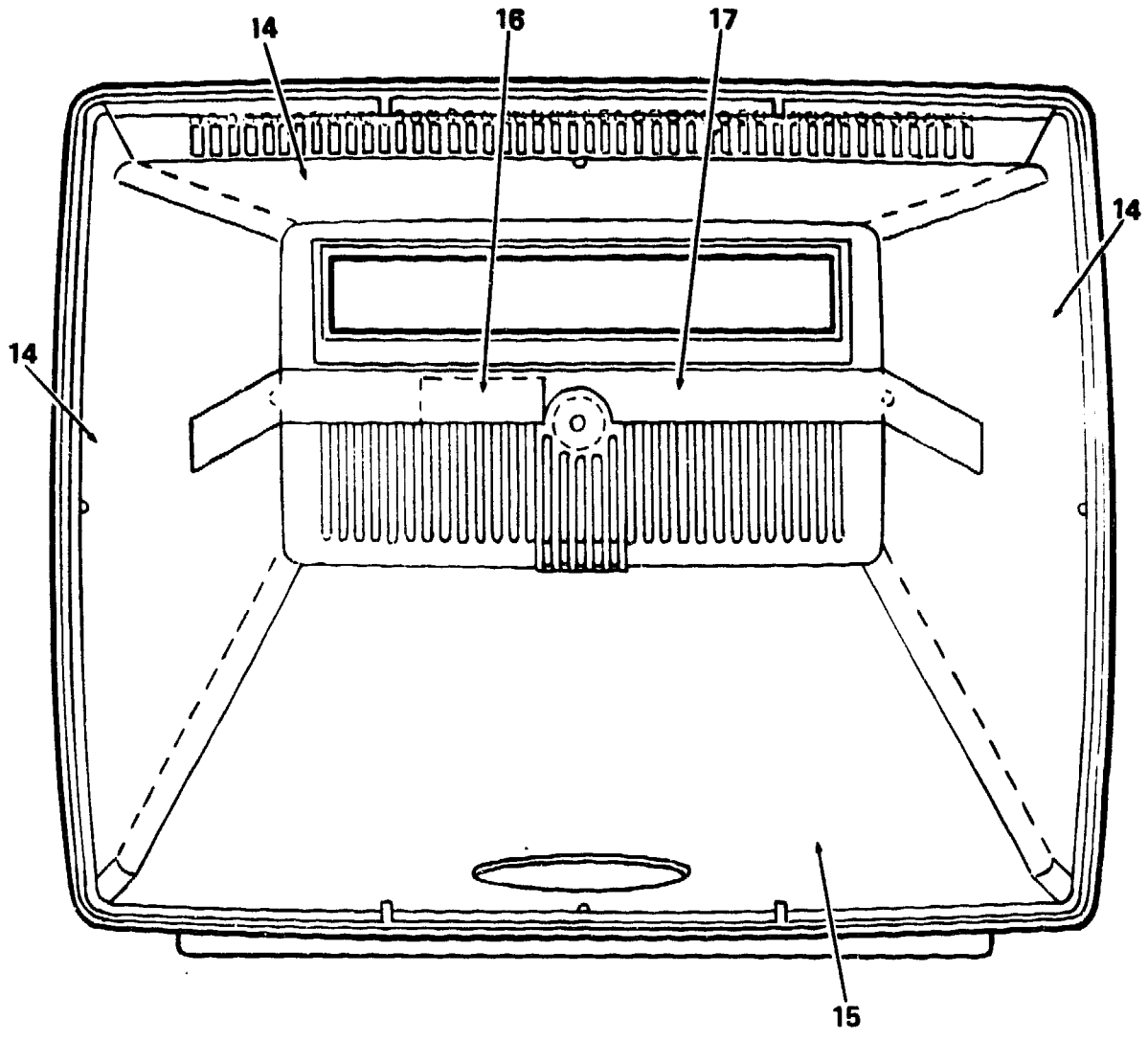
8800X-57

*Figure 57. Cover Assembly. Rear (Sheet 1 of 3)*



8800X-57A

Figure 57 Cover Assembly, Rear (Sheet 2 of 3)



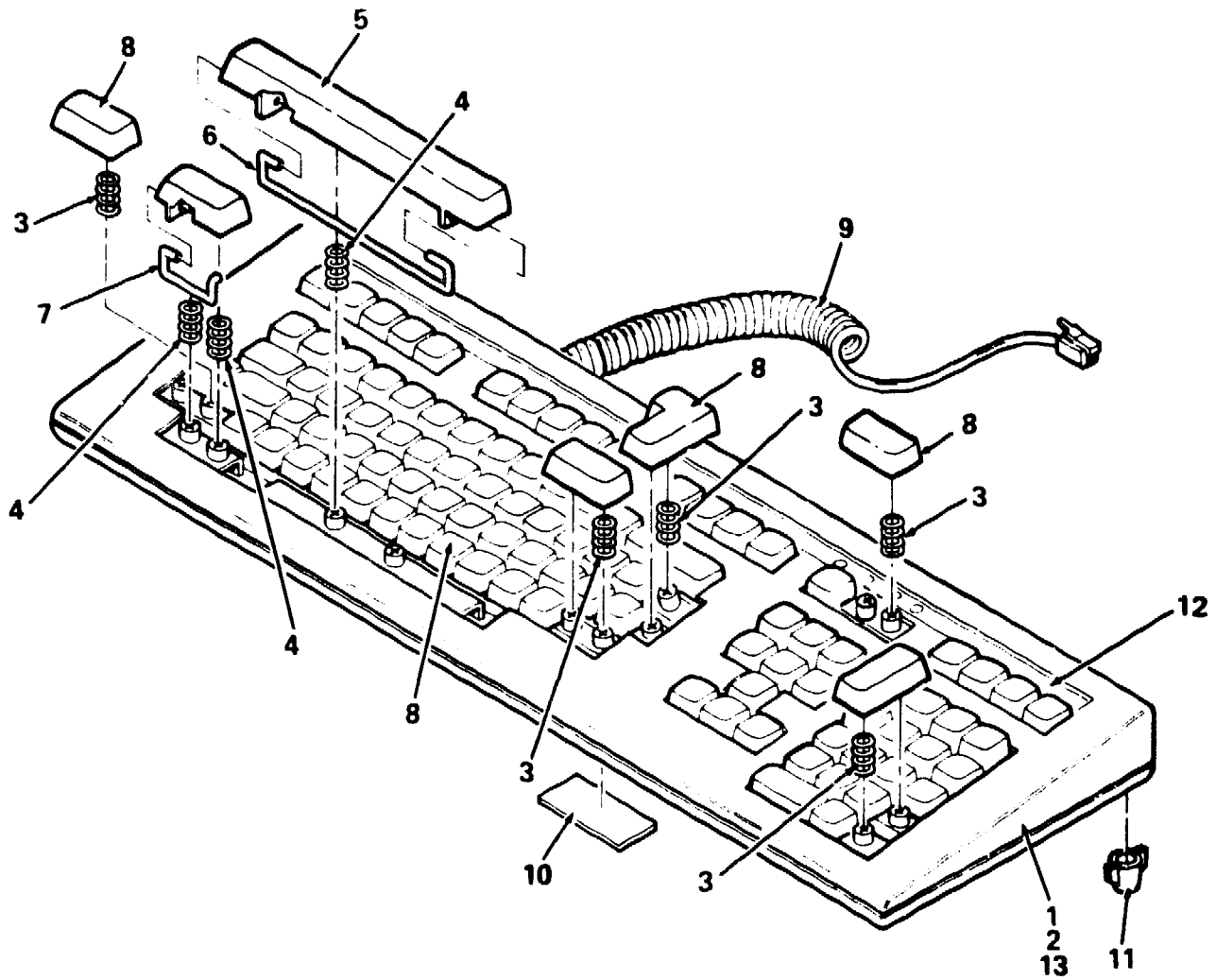
**B**

8800X-57B

Figure 57. Cover Assembly. Rear (Sheet 3 of 3)

| FIG. & ITEM NO. | DESCRIPTION                        | D<br>DEC PART NO. | ECO CUT-IN<br>70-19579<br>00003 | USED ON CODE | REF FIG NO. |
|-----------------|------------------------------------|-------------------|---------------------------------|--------------|-------------|
| 57-             | COVER ASSEMBLY, REAR               | 70-19579-00       |                                 |              | 55          |
| 1               | *Cover Assembly, Rear              | 70-19797-01       |                                 |              |             |
| 2               | *Button, Slide                     | 74-26806-01       |                                 |              |             |
| 3               | *Shaft, Tilt                       | 74-26805-01       |                                 |              |             |
| 4               | *Spring, Compression               | 12-20841-01       |                                 |              |             |
| 5               | *Anchor, Tilt Bracket              | 74-26807-01       |                                 |              |             |
| 6               | *Bracket, Slide                    | 74-26808-01       |                                 |              |             |
| 7               | *Screw, Phi Pan Hd No. 2-56 x 1 4  | 90-10421-01       |                                 |              |             |
| 8               | *Screw, Flat Hd Phi No. 6-32 x 3 8 | 90-10158-04       |                                 |              |             |
| 9               | *Handle                            | 74-26809-01       |                                 |              |             |
| 10              | *Pin, Roll                         | 90-06518-00       |                                 |              |             |
| 11              | *Bumper Strip                      | 12-18949-00       |                                 |              |             |
| 12              | *Label, "Serial No."               | 36-20216-01       |                                 |              |             |
| 13              | *Label, "Regulations"              | 36-20217-01       |                                 |              |             |
| 14              | *Shield, Top Copper (1 Piece)      | 74-29894-02       |                                 |              |             |
| 15              | *Shield, Bottom Copper             | 74-27817-02       |                                 |              |             |
| 16              | *Bumper                            | 12-20842-01       |                                 |              |             |
| 17              | *Shield, Copper Strap              | 74-27818-02       |                                 |              |             |
|                 | LABELS (Not Shown)                 |                   |                                 |              |             |
|                 | *Label, "Serial" (Taiwan)          | 36-20216-01       |                                 |              |             |
|                 | *Label, "Serial" (Hong Kong)       | 36-20216-02       |                                 |              |             |
|                 | *Label, "Serial" (Hong Kong)       | 36-20216-03       |                                 |              |             |
|                 | *Label, "Serial" (Spain)           | 36-20216-04       |                                 |              |             |

**LK201  
KEYBOARD**

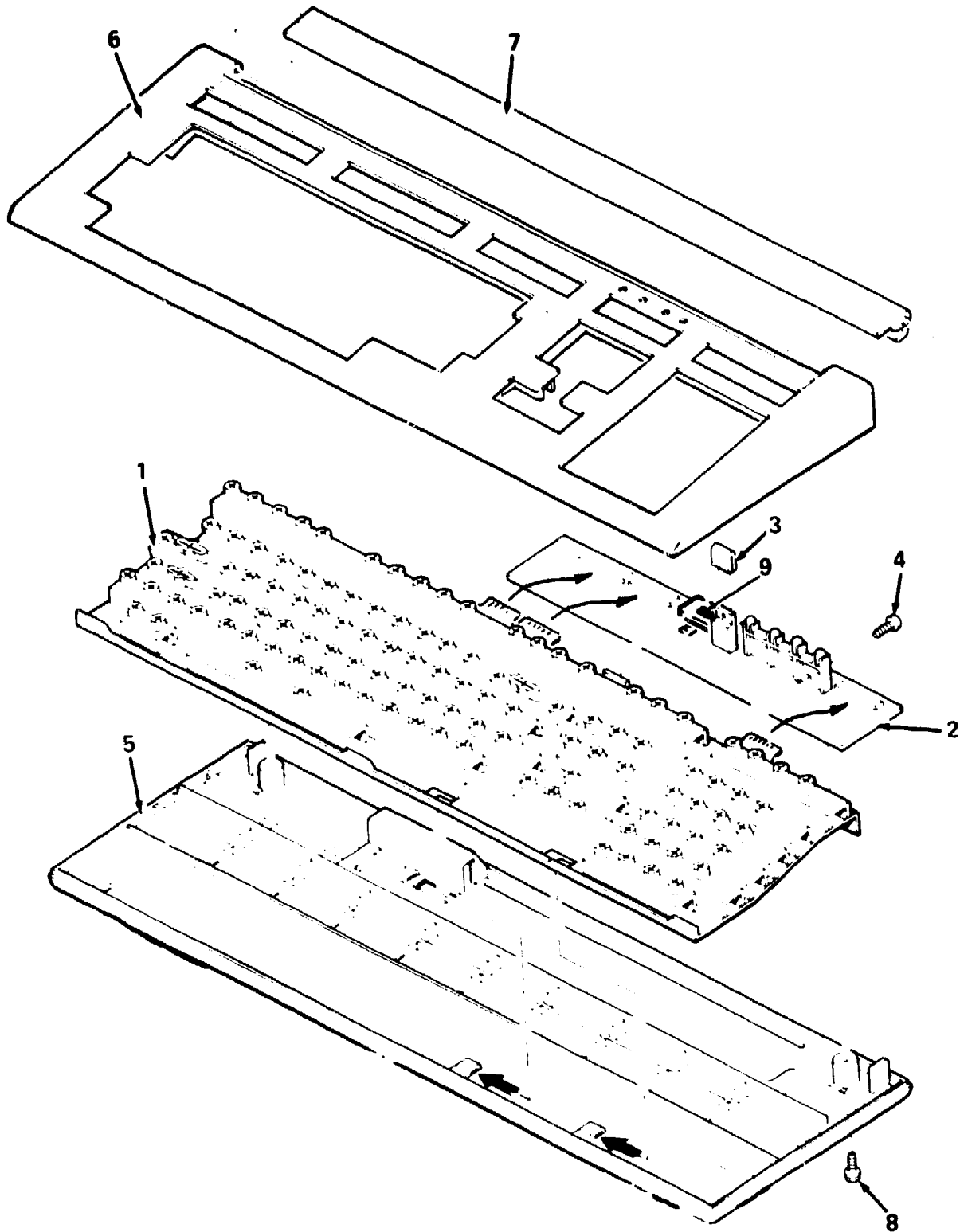


8800X-58

Figure 58. Keyboard Assembly, LK201 (Sheet 1 of 2)



| FIG. & ITEM NO. | DESCRIPTION                              | Y<br>DEC PART NO. | ECO CUT-IN LK201 00029 | USED ON CODE | REF FIG NO. |
|-----------------|--|-------------------|------------------------|--------------|-------------|
| 58-             | KEYBOARD ASSEMBLY, LK201 (w/USA Keycaps) | LK201-AA          |                        |              | 42          |
| 1               | *KEYBOARD ASSEMBLY                       | 70-23983-AA       |                        |              |             |
| 2               | **KEYBOARD ASSEMBLY                      | 70-18416-00       |                        |              | 59          |
| 3               | **Label, Adhesive (American)             | 36-20219-01       |                        |              |             |
| 4               | **Spring, Compression                    | 12-20374-01       |                        |              |             |
| 5               | **Spring, Compression                    | 12-20374-02       |                        |              |             |
| 6               | **Space Bar (Low Profile) (deleted)      | 74-26051-00       | 00024                  |              |             |
|                 | **Space Bar (Low Profile) (added)        | 74-28773-01       | 00024                  |              |             |
| 7               | **Equalizer, Space Bar                   | 74-27103-01       |                        |              |             |
| 8               | **Equalizer, Double Key                  | 74-26989-01       |                        |              |             |
| 9               | **Keycap Set w/USA (deleted)             | 70-19005-53       |                        |              |             |
|                 | **Keycap Set w/USA (added)               | 70-21081-53       | 00024                  |              |             |
| 10              | **Cable Assembly, CT150 Keyboard         | 17-00294-00       |                        |              |             |
| 11              | **Label, "Serial Regulator"              | 36-20312-01       |                        |              |             |
| 12              | **Foot, 5 Degree Slope                   | 74-27577-01       |                        |              |             |
|                 | ITEM (Not Shown)                         |                   |                        |              |             |
|                 | **Power Cord (See Note)                  | 17-00083-09       |                        |              |             |
|                 | Note: Shipped as a Loose Piece.          |                   |                        |              |             |
|                 | LABEL (Not Shown)                        |                   |                        |              |             |
|                 | **Label "Cable Caution, LK201"           | 36-23798-01       |                        |              |             |

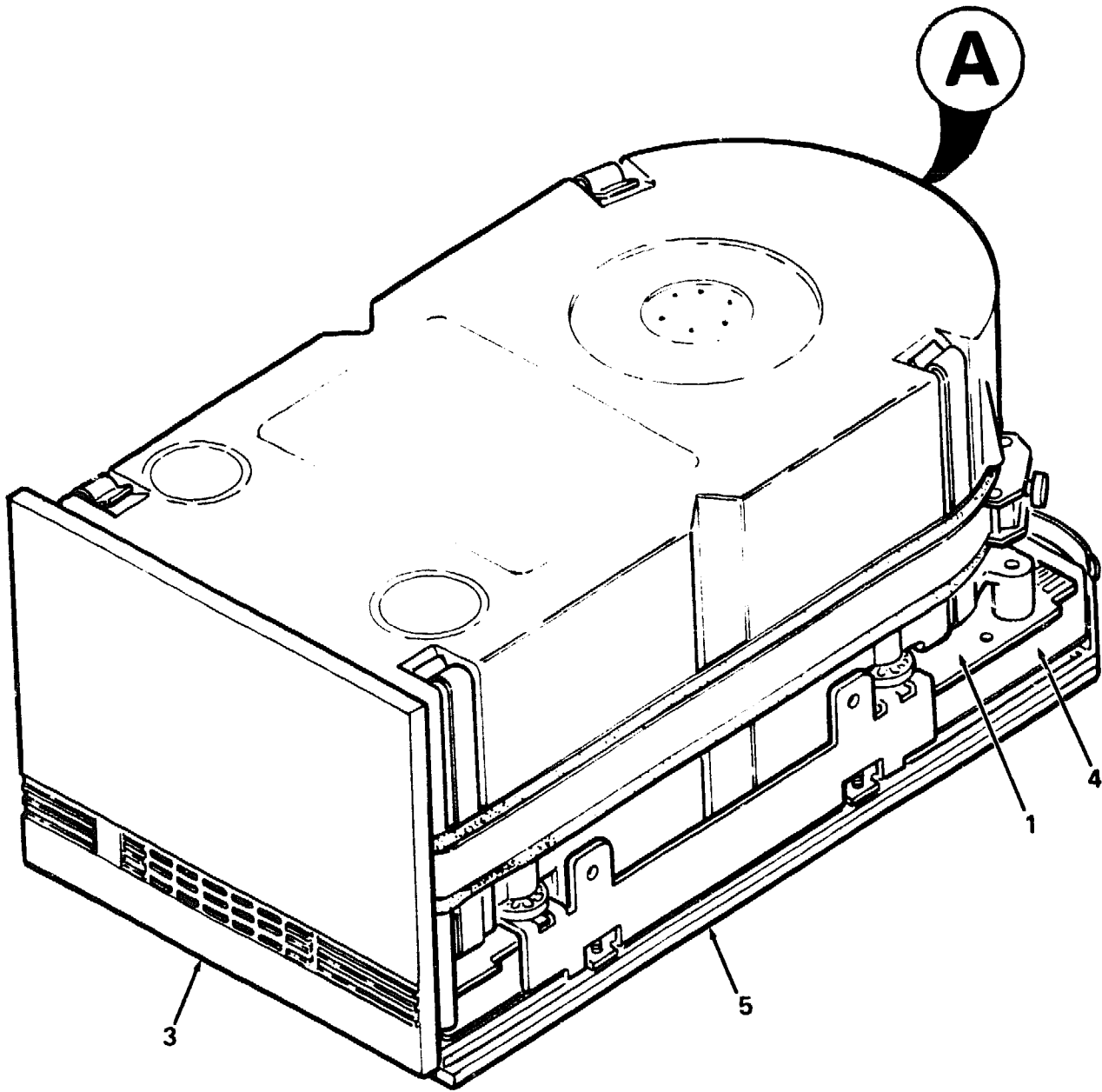


8800X59

Figure 59. Keyboard Assembly

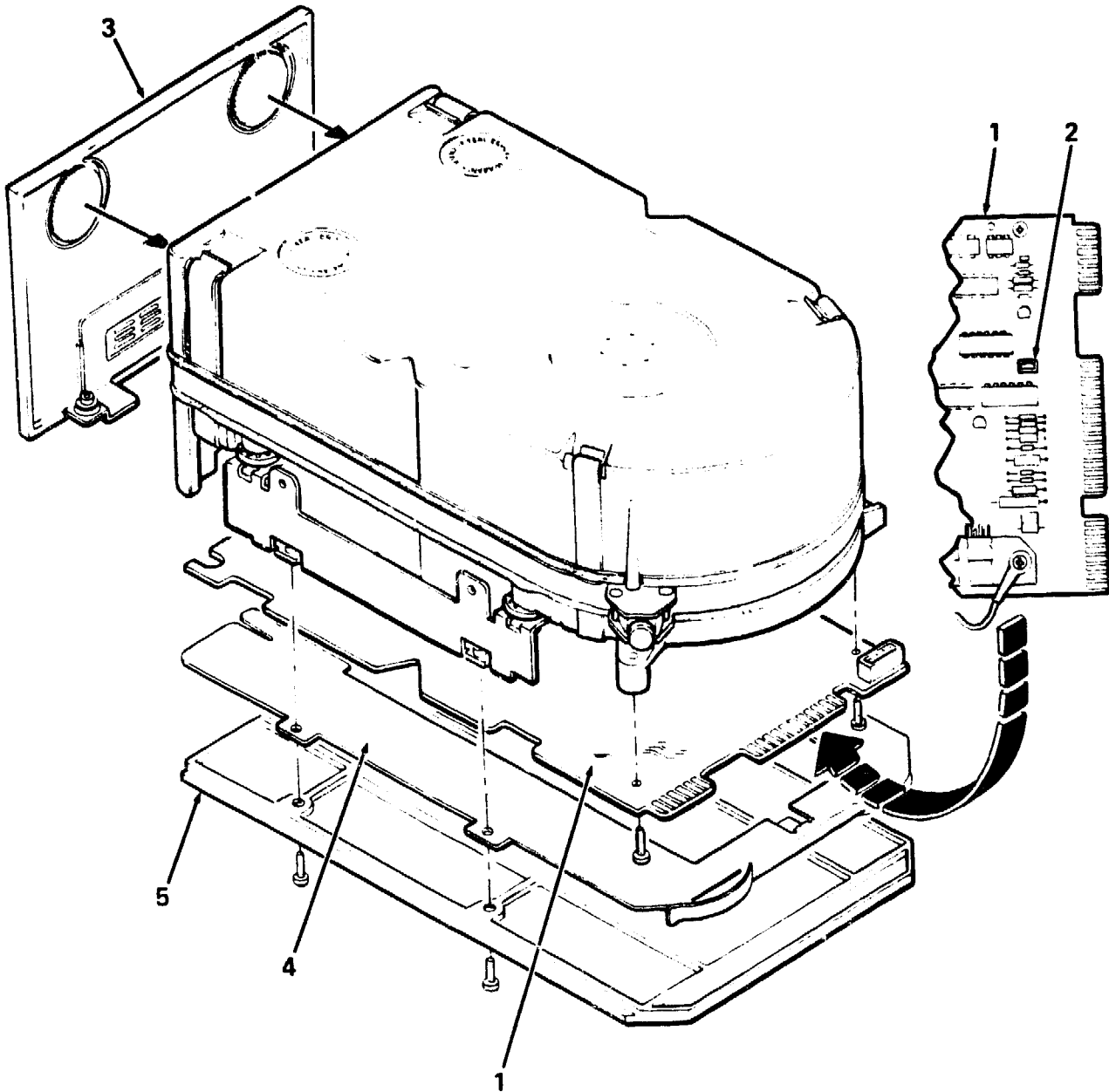
| FIG. & ITEM NO. | DESCRIPTION                              | N<br>DEC<br>PART NO. | ECO<br>CUT-IN<br>LK201<br>00023 | USED<br>ON<br>CODE | REF<br>FIG<br>NO. |
|-----------------|--|----------------------|---------------------------------|--------------------|-------------------|
| 59-             | KEYBOARD ASSEMBLY                        | 70-18416-00          |                                 |                    | 58                |
| 1               | *Keyboard Chassis Assembly               | 70-19004-00          |                                 |                    |                   |
| 2               | *Module, Encoding Keyboard (deleted)     | 54-15148-00          |                                 |                    |                   |
|                 | *Module, LK201CR (added)                 | 54-16941-01          | 00032                           |                    |                   |
| 3               | *Clip, "U" (deleted)                     | 90-10388-01          | 00032                           |                    |                   |
| 4               | *Screw, Phi Pan Hd No. 4-40 x 5/16       | 90-10089-00          |                                 |                    |                   |
| 5               | *Bottom Enclosure, Keyboard              | 70-21300-01          |                                 |                    |                   |
| 6               | *Top Enclosure, Keyboard                 | 74-26053-00          |                                 |                    |                   |
| 7               | *Door, Transparent Keyboard (deleted)    | 74-26222-03          | 00025                           |                    |                   |
| 8               | *Screw, Slotted Hex Hd No. 6-32 x 5/16   | 90-10386-01          |                                 |                    |                   |
| 9               | *Micro Processor, (E1) No.8051 (deleted) | 23-004MI-00          |                                 |                    |                   |

**RD52-A  
DISK DRIVE**



8800X-60

Figure 60. Disk Drive Assembly, RD52 (Sheet 1 of 2)



A

8800X-60A

Figure 60. Disk Drive Assembly, RD52 (Sheet 2 of 2)

| FIG. & ITEM NO. | DESCRIPTION  | A<br>DEC PART NO. | ECO CUT-IN RD52-A 00000 | USED ON CODE | REF FIG NO. |
|-----------------|--|-------------------|-------------------------|--------------|-------------|
| 60-             | DISK DRIVE ASSEMBLY, RD52  | RD52-A            |                         |              | 42          |
| 1               | *Module, Main PCB  | 29-24992-00       |                         |              |             |
| 2               | *Plug Jumper   | 12-14314-00       |                         |              |             |
| 3               | *Bezel Assembly  | 29-24993-00       |                         |              |             |
| 4               | *Clip, Ground  | 74-28201-01       |                         |              |             |
| 5               | *Plate, Slide  | 74-25652-01       |                         |              |             |
|                 | <p data-bbox="277 499 829 562"><b>NOTE : TO ORDER REPLACEMENT DRIVE, USE PART NUMBER RD52-A.</b></p> |                   |                         |              |             |

Ω

PART NUMBER/DESCRIPTION SORT



VAX8700/8800 SYSTEM SORT BY DEC PART NUMBER

| PART NO.    | DESCRIPTION   | FIG NO. | ITEM NO. |
|-------------|---|---------|----------|
| 10-14338-00 | Capacitor, 15,000 MFD 7.5V 20%                      | 32      | 3        |
| 10-18989-00 | Capacitor, 3300UF, 200V                             | 40      | 11       |
| 10-22889-01 | Capacitor, 3000 MFD, 200V +75 -10%                  | 31      | 11       |
| 11-16610-00 | Receptacle, Diode Bridge                            | 11      | 48       |
| 11-16622-00 | LED 1.5 MCD @ 25 mA                                 | 54      | 4        |
| 11-20811-01 | Diode   | 31      | 9        |
| 12-06067-00 | Receptacle, Power 20A                               | 17      | 11       |
| 12-09350-06 | Connector, (P2,P3,P4) Socket Housing Pin Mate-N-Lok | 26      | 36       |
| 12-09379-01 | Terminal, (P2,P3,P4) Socket Contact                 | 26      | 4        |
| 12-10114-00 | Knob, Pointer                                       | 11      | 12       |
| 12-10263-00 | Guard, Finger                                       | 36      | 9        |
| 12-10263-01 | Guard, Finger                                       | 49      | 3        |
| 12-11004-00 | Connector, (J9) 28 Pin Socket Housing               | 31      | 3        |
| 12-11210-00 | Outlet, Twist Lock (Four Pole 20A)                  | 11      | 62       |
| 12-11375-02 | Card Guide  | 27      | 8        |
| 12-12124-04 | Circuit Breaker 15A 240V                            | 41      | 2        |
| 12-12165-01 | Connector, Housing 2 Pin Mate-N-Lok (added)         | 30      | 11       |
| 12-12167-02 | Connector, Housing 2 Pin Mate-N-Lok (deleted)       | 30      | 11       |
| 12-12265-00 | Receptacle, Duplex 125V, 20A (deleted)              | 17      | 2        |
| 12-12265-00 | Receptacle, Duplex 125V, 20A                        | 11      | 64       |
| 12-12297-00 | Connector, (J12) 2 Pin Socket Mate-N-Lok            | 31      | 19       |
| 12-12297-13 | Connector, (J11,J13) 5 Pin Contact Mate-N-Lok       | 31      | 18       |
| 12-12315-00 | Outlet, Twist Lock (Four Pole 30A)                  | 11      | 61       |
| 12-12405-00 | Card Guide, Snap-In (White)                         | 25      | 16       |
| 12-12405-10 | Card Guide, Snap-In (Black)                         | 25      | 16       |
| 12-12499-01 | Battery, 12V 5A Lead Acid (added)                   | 1A      | 5        |
| 12-12580-00 | Guard, Finger                                       | 22      | 3        |
| 12-12893-00 | Receptacle, Fuseholder 20A, 300V                    | 11      | 13       |
| 12-13185-03 | Fan, 4-1/2 in. 70 CFM                               | 49      | 2        |
| 12-13686-00 | Chassis Slide Set                                   | 33      | 12       |
| 12-13756-07 | Ground Strap  | 9       | 12       |
| 12-13756-07 | Ground Strap  | 8       | 10       |
| 12-13756-07 | Ground Strap  | 10      | 6        |
| 12-13756-07 | Ground Strap  | 7       | 5        |
| 12-14157-02 | Receptacle, Power                                   | 14      | 3        |
| 12-14314-00 | Plug Jumper   | 60      | 2        |
| 12-14899-00 | Receptacle, Duplex 3W (added)                       | 17      | 2        |
| 12-15566-00 | Cable Clamp   | 28      | 4        |
| 12-15848-00 | Card Guide (Natural)                                | 25      | 15       |
| 12-15848-01 | Card Guide (Black)                                  | 25      | 15       |
| 12-16190-00 | Spring, Slide Pawl                                  | 25      | 10       |
| 12-16197-00 | Screw, Pivot  | 25      | 5        |
| 12-16197-00 | Screw, Pivot  | 23      | 6        |
| 12-16272-01 | Bulkhead Assembly, Feed Thru                        | 3       | 64       |
| 12-16435-00 | Bumper  | 40      | 19       |
| 12-16650-00 | Connector Cover, (P1) 12 Pin                        | 26      | 2        |
| 12-16651-00 | Connector, (P1) Housing 12 Position                 | 26      | 1        |
| 12-16654-00 | Circuit Breaker 18A 250V                            | 21      | 2        |
| 12-16785-00 | Screw, Sems Phi Truss Hd No. 10-32 x 7/16           | 25      | 8        |
| 12-16901-00 | Switch, (SW2) Slide 5A (deleted)                    | 49      | 14       |
| 12-16901-04 | Switch, (SW2) Slide 5A (added)                      | 49      | 14       |

\*\*\*NOTE\*\*\*

When the description includes "added" or "deleted", ALWAYS refer to the figure parts list for the latest related part description.

VAX8700/8800 SYSTEM SORT BY DEC PART NUMBER

| PART NO.    | DESCRIPTION                        | FIG NO. | ITEM NO.  |
|-------------|------------------------------------|---------|-----------|
| 12-16971-00 | Chassis Slide                      | 23      | Not Shown |
| 12-17010-02 | Guide, Card                        | 12      | 17        |
| 12-17051-04 | Switch, (SW1) Rocker 16A           | 49      | 8         |
| 12-17065-01 | Linefilter                         | 21D     | 2         |
| 12-17095-00 | Retractor, Slide Pawl              | 25      | 9         |
| 12-17437-01 | Fan, 43 CFM 115V                   | 22      | 2         |
| 12-17556-01 | Fan, 105CFM 12V                    | 36      | 8         |
| 12-17556-01 | Fan, 105CFM                        | 35      | 5         |
| 12-17567-00 | Card Edge                          | 12      | 7         |
| 12-17567-00 | Card Edge                          | 6       | 36        |
| 12-17838-00 | Filter, Line (115/250V)            | 38      | 8         |
| 12-18622-12 | Connector, (P1) 2 Pin Housing      | 52      | 17        |
| 12-18622-13 | Connector, (P1) 4 Pin Housing      | 54      | 3         |
| 12-18622-20 | Connector, (P1) 3 Pin Housing      | 52      | 11        |
| 12-18652-00 | Filter, EMI/RFI Line               | 11      | 26        |
| 12-18677-00 | Motor, 12 Vdc                      | 51      | 1         |
| 12-18835-00 | Belt, Woven                        | 51      | 7         |
| 12-18867-00 | Circuit Breaker, 40A 28V           | 11      | 2         |
| 12-18912-05 | Clip, Cable (deleted)              | 6       | 84        |
| 12-18949-00 | Bumper Strip                       | 57      | 11        |
| 12-19044-01 | Washer, Flat                       | 52      | 5         |
| 12-19046-00 | Filter, Line EMI/RFI 16A 47-63 Hz  | 49      | 10        |
| 12-19059-00 | Clip, Flat                         | 33      | 4         |
| 12-19071-00 | Caster                             | 20      | 2         |
| 12-19071-01 | Caster                             | 20      | 3         |
| 12-19245-00 | Battery Pack 3.75V                 | 44      | 10        |
| 12-19281-00 | Lamp, Neon                         | 11      | 16        |
| 12-19294-01 | Holder, Neon Lamp                  | 11      | 15        |
| 12-19295-01 | Lens, Lamp Holder                  | 11      | 17        |
| 12-19526-01 | Thermistor, Temperature            | 6       | 61        |
| 12-19534-01 | Screw, Captive No. 4-40            | 16      | 6         |
| 12-19705-03 | Terminal Block (30 Position)       | 3       | 60        |
| 12-19705-05 | Terminal Block Assembly            | 3       | 28        |
| 12-19705-07 | Terminal Block Assembly            | 3       | 29        |
| 12-19912-01 | Circuit Breaker 6A                 | 49      | 13        |
| 12-19912-01 | Circuit Breaker, 6.0A, 250V        | 14      | 4         |
| 12-19914-01 | Spring, Compression                | 46      | 6         |
| 12-20083-02 | Circuit Breaker 480V 50A (deleted) | 3       | 27        |
| 12-20083-03 | Circuit Breaker 480V 30A (added)   | 3       | 27        |
| 12-20083-03 | Circuit Breaker 480V 30A (deleted) | 3       | 27        |
| 12-20083-05 | Circuit Breaker 480V 50A (added)   | 3       | 27        |
| 12-20113-01 | Spring, Compression                | 43      | 10        |
| 12-20114-01 | Fastner, Wire Push Mounting        | 56      | 13        |
| 12-20203-01 | Hinge, Pull Assembly               | 10      | 3         |
| 12-20203-01 | Hinge, Pull Assembly (LH)          | 7       | 3         |
| 12-20203-02 | Hinge, Pull Assembly               | 9       | 3         |
| 12-20203-02 | Hinge, Pull Assembly (RH)          | 8       | 7         |
| 12-20292-01 | Washer, Plastic                    | 55      | 3         |
| 12-20293-01 | Cap. Snap Off                      | 55      | 5         |
| 12-20317-02 | Washer, Flat                       | 6       | 86        |
| 12-20374-01 | Spring, Compression                | 58      | 4         |
| 12-20374-02 | Spring, Compression                | 58      | 5         |
| 12-20380-01 | Contacto (Magnetic) 50A            | 11      | 18        |

\*\*\*NOTE\*\*\*

When the description includes "added" or "deleted", ALWAYS refer to the figure parts list for the latest related part description.

## VAX8700/8800 SYSTEM SORT BY DEC PART NUMBER

| PART NO.    | DESCRIPTION                                     | FIG NO. | ITEM NO.  |
|-------------|---|---------|-----------|
| 12-20580-01 | Shield, EMI/RFI                                 | 48      | 9         |
| 12-20841-01 | Spring, Compression                             | 57      | 4         |
| 12-20842-01 | Bumper  | 57      | 16        |
| 12-20933-01 | Thumbscrew, No. 4-40 x 3/8                      | 44      | 9         |
| 12-20934-01 | Thumbscrew, No. 4-40 x 5/8                      | 44      | 7         |
| 12-20936-01 | Circuit Breaker 250V 2A                         | 3       | 45        |
| 12-21099-01 | Filter, Power Buss                              | 14      | 7         |
| 12-21155-01 | Connector, (J2) 37 Pos. Socket Assembly (added) | 16      | 7         |
| 12-21535-01 | Clip, Nylon Gasket                              | 8       | 13        |
| 12-21535-01 | Clip, Nylon                                     | 9       | 11        |
| 12-21535-01 | Clip, Nylon Gasket                              | 6       | 25        |
| 12-21535-01 | Clip, Nylon                                     | 3       | 69        |
| 12-21747-01 | Shield, Magnetic Insulation                     | 21A     | 5         |
| 12-21747-01 | Shield, Magnetic Insulation                     | 21      | 22        |
| 12-22271-03 | Fan, 12V Tube Axial                             | 24      | 2         |
| 12-22307-01 | Blower, 1450CFM, 208V                           | 6       | 52        |
| 12-22307-07 | Blower, 1450CFM, 208V                           | 6       | 52        |
| 12-22308-02 | Connector Kit, Power                            | 11      | 30        |
| 12-22570-01 | Ball, Rubber                                    | 51      | 17        |
| 12-22708-01 | Muffler, Air Moving                             | 5       | 30        |
| 12-22726-01 | Heat Sink, Schottky                             | 32      | 1         |
| 12-22805-02 | Sensor, Air Flow W/LED                          | 6       | 80        |
| 12-22896-01 | Circuit Breaker                                 | 30      | 2         |
| 12-23034-01 | Filter, Air                                     | 6       | 17        |
| 12-23079-02 | Bumper, Door Stop                               | 6       | 56        |
| 12-23151-01 | Receptacle, Power                               | 14      | 2         |
| 12-23232-01 | Line Filter Assembly                            | 30      | 1         |
| 12-23701-02 | Plug, Node ID #2                                | 19      | 7         |
| 12-23701-04 | Plug, Node ID #4                                | 19      | 8         |
| 12-23701-05 | Plug, Node ID #5                                | 19      | 9         |
| 12-23701-06 | Plug, Node ID #6                                | 19      | 10        |
| 12-23701-07 | Plug, Node ID #7                                | 19      | 11        |
| 12-23701-16 | Plug, Node ID #0                                | 19      | 12        |
| 12-24023-01 | Cable Assembly                                  | 5       | 18        |
| 12-24023-01 | Cable Assembly w/Wrist Strap                    | 3       | 57        |
| 12-24095-01 | Latch   | 10      | 2         |
| 12-24095-01 | Latch, Turn-Grip Range                          | 7       | 2         |
| 12-25007-01 | Connector, (J3) 25 Pos. Pin Assembly (added)    | 16      | 8         |
| 12-25469-01 | Grommet (added)                                 | 6       | 55        |
| 12-25470-01 | Circuit Breaker, 20A 250V 3P                    | 11      | 8         |
| 12-25472-01 | Circuit Breaker, 30A 250V 4P                    | 11      | 7         |
| 12-25473-01 | Circuit Breaker, 20A 250V 1P                    | 11      | 9         |
| 12-25626-01 | Guide, Snap-In Button Card                      | 18      | 2         |
| 12-25961-01 | Pad, Foam                                       | 5       | 31        |
| 12-26282-01 | Circuit Breaker                                 | 21C     | 2         |
| 12-26339-01 | Key, Cabinet Door                               | 2       | Not Shown |
| 12-26339-01 | Key, Cabinet Door (Not Shown)                   | 4       | Not Shown |
| 12-26537-01 | Pin, Dowel                                      | 52      | 22        |
| 13-21062-02 | Resistor  | 21      | 12        |

## \*\*\*NOTE\*\*\*

When the description includes "added" or "deleted", ALWAYS refer to the figure parts list for the latest related part description.

VAX8700/8800 SYSTEM SORT BY DEC PART NUMBER

| PART NO.    | DESCRIPTION                              | FIG NO. | ITEM NO.  |
|-------------|--|---------|-----------|
| 16-17376-00 | Transformer                              | 21      | 4         |
| 16-17441-00 | Transformer, P=370V, S=28V               | 40      | 4         |
| 16-17638-00 | Transformer, Flyback                     | 40      | 10        |
| 16-19654-01 | Transformer, Power (380/416/440V) (50Hz) | 3       | 4         |
| 16-20417-01 | Transformer, Stepdown 47-63 Hz           | 11      | 40        |
| 16-22685-01 | Transformer, Power (33kHz, P=200-380V)   | 31      | 7         |
| 16-22782-01 | Choke, Output Filter                     | 32      | 2         |
| 16-23371-01 | Transformer, Power (33kHz, P=200-370V)   | 31      | 6         |
| 16-25106-01 | Inducer, Ground                          | 3       | 53        |
| 16-26666-01 | Transformer                              | 21C     | 3         |
| 17-00027-01 | Power Cord Assembly                      | 28      | 8         |
| 17-00083-03 | Power Cord Assembly (added)              | 33      | 6         |
| 17-00083-09 | Power Cord                               | 58      | Not Shown |
| 17-00083-22 | Power cord Assembly (deleted)            | 33      | 6         |
| 17-00258-00 | Cable Assembly                           | 41      | 7         |
| 17-00280-00 | Cable Assembly                           | 43      | 8         |
| 17-00285-00 | Cable Assembly                           | 43      | 6         |
| 17-00294-00 | Cable Assembly, CT150 Keyboard           | 58      | 10        |
| 17-00300-00 | Cable Assembly, Printer                  | 43      | Not Shown |
| 17-00342-02 | Power Cable Assembly                     | 43      | 7         |
| 17-00388-01 | Cable Assembly, Power/Signal             | 35      | 7         |
| 17-00404-01 | Cable Assembly, 62 Pin (Not Shown)       | 42      | 10        |
| 17-00442-17 | Power Cord                               | 4       | Not Shown |
| 17-00442-17 | Power Cord Assembly                      | 6       | Not Shown |
| 17-00501-01 | Jumper Assembly, MOV Module (Red)        | 11      | 70        |
| 17-00501-02 | Jumper Assembly, MOV Module (Brown)      | 11      | 71        |
| 17-00501-03 | Jumper Assembly, MOV Module (Orange)     | 11      | 72        |
| 17-00502-01 | Jumper Assembly, CB2 Contactor           | 11      | 66        |
| 17-00503-01 | Jumper Assembly, Bus No. 1               | 11      | 59        |
| 17-00504-01 | Jumper Assembly, Bus No.2                | 11      | 54        |
| 17-00504-03 | Jumper Assembly (Not Shown)              | 11      | 78        |
| 17-00505-01 | Jumper Assembly, Connector Block         | 11      | 29        |
| 17-00506-01 | Jumper Assembly, Connector Block         | 11      | 28        |
| 17-00507-01 | Jumper Assembly, Neutral Bus             | 11      | 55        |
| 17-00508-01 | Jumper Assembly, CB (Brown)              | 11      | 68        |
| 17-00508-02 | Jumper Assembly, CB (Red)                | 11      | 69        |
| 17-00508-03 | Jumper Assembly, CB (Orange)             | 11      | 73        |
| 17-00509-01 | Harness Assembly, Control                | 11      | 60        |
| 17-00510-00 | Harness Assembly, No. 2                  | 11      | 24        |
| 17-00511-01 | Jumper Assembly, Filter CBI              | 11      | 25        |
| 17-00512-01 | Jumper Assembly, MOV Module              | 11      | 44        |
| 17-00514-01 | Jumper Assembly, Ground Filter           | 11      | 36        |
| 17-00515-01 | Jumper Assembly, CB1 Contactor           | 11      | 65        |
| 17-00516-00 | Harness Assembly, No. 3                  | 11      | 23        |
| 17-00517-01 | Harness Assembly, Single Phase           | 11      | 63        |
| 17-00518-01 | Harness Assembly, 3 Phase                | 11      | 58        |
| 17-00524-01 | Harness Assembly, Wire                   | 21      | Not Shown |
| 17-00525-01 | Harness Assembly, Wire                   | 21      | Not Shown |
| 17-00526-01 | Harness Assembly, Wire                   | 21      | Not Shown |
| 17-00527-01 | Jumper Cable Assembly (Red)              | 21      | Not Shown |
| 17-00527-02 | Jumper Cable Assembly (Brown)            | 21      | Not Shown |

\*\*\*NOTE\*\*\*

When the description includes "added" or "deleted", ALWAYS refer to the figure parts list for the latest related part description.

VAX8700/8800 SYSTEM SORT BY DEC PART NUMBER

| PART NO.    | DESCRIPTION                         | FIG NO. | ITEM NO.  |
|-------------|-------------------------------------|---------|-----------|
| 17-00528-01 | Jumper Cable Assembly               | 21      | Not Shown |
| 17-00529-01 | Cable Assembly (5Ft)                | 21      | Not Shown |
| 17-00529-02 | Harness, Breaker Sense              | 21C     | 10        |
| 17-00530-01 | Jumper Cable Assembly               | 21      | Not Shown |
| 17-00555-01 | Cable Assembly, 55 Ohm              | 6       | Not Shown |
| 17-00556-01 | Harness Assembly, Wire              | 27      | 7         |
| 17-00588-01 | Harness Assembly, Wire              | 27      | 6         |
| 17-00632-04 | Cable Assembly, Flat                | 2       | Not Shown |
| 17-00635-01 | Cable Assembly                      | 30      | 7         |
| 17-00636-01 | Cable Assembly, Fan                 | 24      | 3         |
| 17-00638-03 | Cable Assembly (Shielded)           | 6       | Not Shown |
| 17-00652-01 | Cable Assembly, Flat                | 6       | Not Shown |
| 17-00653-01 | Harness Assembly, Wire              | 6       | Not Shown |
| 17-00654-01 | Cable Assembly, Flat Shielded       | 6       | Not Shown |
| 17-00655-01 | Cable Assembly                      | 6       | Not Shown |
| 17-00657-01 | Cable Assembly, Flat                | 6       | Not Shown |
| 17-00659-01 | Cable Assembly, Power Buss          | 6       | 72        |
| 17-00663-01 | Cable Assembly, Wire Buss           | 6       | 69        |
| 17-00664-01 | Cable Assembly, Multilayer Bus      | 6       | 67        |
| 17-00678-01 | Cable Assembly                      | 30      | 3         |
| 17-00764-01 | Cable Assembly                      | 6       | Not Shown |
| 17-00765-01 | Harness Assembly, Wire              | 6       | 13        |
| 17-00767-01 | Harness Assembly, Wire              | 6       | Not Shown |
| 17-00768-01 | Harness Assembly, Wire              | 6       | Not Shown |
| 17-00903-02 | Power Cord Assembly, AC (deleted)   | 17      | 5         |
| 17-00903-03 | Power Cord Assembly, AC             | 17      | 4         |
| 17-00973-01 | Cable Assembly, Flat                | 6       | Not Shown |
| 17-00974-01 | Cable Assembly, Flat                | 6       | Not Shown |
| 17-01023-02 | Cable Assembly, 125V Power          | 6       | Not Shown |
| 17-01040-01 | Harness Assembly, Wire              | 3       | 50        |
| 17-01051-01 | Cable Assembly (50HZ)               | 3       | 48        |
| 17-01051-01 | Harness Assembly                    | 3       | Not Shown |
| 17-01052-01 | Cable Assembly (60HZ)               | 3       | 48        |
| 17-01057-01 | Jumper Cable Assembly (Brown)       | 3       | Not Shown |
| 17-01057-02 | Jumper Cable Assembly (Black)       | 3       | Not Shown |
| 17-01057-03 | Jumper Cable Assembly (Black/White) | 3       | Not Shown |
| 17-01059-01 | Jumper Assembly                     | 3       | Not Shown |
| 17-01059-02 | Jumper Assembly                     | 3       | Not Shown |
| 17-01068-02 | Harness Assembly, Wire              | 6       | Not Shown |
| 17-01071-01 | Harness Assembly, Wire              | 6       | Not Shown |
| 17-01072-01 | Cable Assembly                      | 6       | Not Shown |
| 17-01073-01 | Power Cord Assembly                 | 6       | Not Shown |
| 17-01076-01 | Harness Assembly, Wire              | 6       | Not Shown |
| 17-01077-01 | Harness Assembly, Wire              | 6       | Not Shown |
| 17-01077-02 | Harness Assembly, Wire              | 6       | Not Shown |
| 17-01077-03 | Harness Assembly, Wire              | 12      | 8         |
| 17-01078-01 | Harness Assembly, Wire              | 14      | 11        |
| 17-01079-01 | Harness Assembly, Wire              | 14      | 8         |
| 17-01080-01 | Harness Assembly, Wire              | 6       | Not Shown |
| 17-01081-01 | Harness Assembly, Wire              | 6       | Not Shown |
| 17-01124-01 | Jumper Assembly                     | 6       | Not Shown |
| 17-01159-01 | Cable Assembly                      | 6       | Not Shown |

\*\*\*NOTE\*\*\*

When the description includes "added" or "deleted", ALWAYS refer to the figure parts list for the latest related part description.

VAX8700/8800 SYSTEM SORT BY DEC PART NUMBER

| PART NO.    | DESCRIPTION                               | FIG NO. | ITEM NO.  |
|-------------|---|---------|-----------|
| 17-01172-01 | Cable Assembly, Transmission Line         | 6       | Not Shown |
| 17-01176-01 | Jumper Assembly, Ground                   | 18      | 10        |
| 17-01176-01 | Cable Assembly (added)                    | 6       | Not Shown |
| 17-01176-01 | Jumper Assembly, Ground                   | 3       | 84        |
| 17-01193-01 | Harness Assembly, Wire                    | 3       | 54        |
| 17-01194-01 | Harness Assembly, Wire                    | 6       | Not Shown |
| 17-01195-01 | Harness Assembly, Wire                    | 3       | 54        |
| 17-01198-01 | Harness Assembly, Wire                    | 4       | Not Shown |
| 17-01211-01 | Harness Assembly, Wire                    | 3       | Not Shown |
| 17-01212-01 | Jumper Assembly                           | 6       | Not Shown |
| 17-01337-01 | Cable Assembly, Female/Female (Not Shown) | 42      | 11        |
| 17-01342-01 | Harness Assembly, Wire                    | 3       | Not Shown |
| 17-01440-01 | Harness, DC                               | 21C     | 4         |
| 17-01441-01 | Harness, Bias A                           | 21D     | 12        |
| 17-01442-01 | Harness, Bias B                           | 21D     | 13        |
| 17-01667-02 | Power Crd Assembly, AC (added)            | 17      | 5         |
| 17-01697-01 | Harness, AC                               | 21C     | 11        |
| 20-23924-01 | Load Connector Assembly                   | 27      | 12        |
| 20-24486-01 | GIF Terminator, BI Signal                 | 19      | 5         |
| 20-24487-01 | GOM Terminator, BI Clock+Signal           | 19      | 4         |
| 23-004MI-00 | Micro Processor, (E1) No. 8051 (deleted)  | 59      | 9         |
| 29-24992-00 | Module, Main PCB                          | 60      | 1         |
| 29-24993-00 | Bezel Assembly                            | 60      | 3         |
| 36-10267-00 | Label, "Danger High Voltage"              | 27      | Not Shown |
| 36-10267-00 | Label, "Danger High Voltage"              | 3       | Not Shown |
| 36-12063-00 | Label, "ID"                               | 37      | Not Shown |
| 36-12680-00 | Decal, "Ground"                           | 49      | Not Shown |
| 36-12680-00 | Decal, "Ground Sign"                      | 38      | Not Shown |
| 36-12680-00 | Label, "Ground Symbol"                    | 21D     | 9         |
| 36-12680-00 | Decal, "Ground"                           | 11      | Not Shown |
| 36-12680-01 | Label, "Ground Symbol"                    | 30      | Not Shown |
| 36-13211-00 | Label, "Clear CSA"                        | 37      | Not Shown |
| 36-13211-00 | Decal, "Clear Preprinted CSA"             | 21A     | 6         |
| 36-13211-00 | Decal, "CSA"                              | 21      | Not Shown |
| 36-13211-01 | Decal, "Preprinted CSA"                   | 33      | Not Shown |
| 36-13211-01 | Label, "CSA"                              | 11      | Not Shown |
| 36-13272-00 | Label, "Ground"                           | 9       | 13        |
| 36-13272-00 | Label, "Ground"                           | 8       | 11        |
| 36-13272-00 | Label, "Ground"                           | 10      | 7         |
| 36-13272-00 | Label, "Ground"                           | 7       | 4         |
| 36-15085-03 | Label, "Danger-High Current"              | 37      | Not Shown |
| 36-15087-02 | Label, "Danger High Current"              | 34      | 17        |
| 36-15087-02 | Label, "Danger High Voltage"              | 23      | Not Shown |

\*\*\*NOTE\*\*\*

When the description includes "added" or "deleted", ALWAYS refer to the figure parts list for the latest related part description.

VAX8700/8800 SYSTEM SORT BY DEC PART NUMBER

| PART NO.    | DESCRIPTION                              | FIG NO. | ITEM NO.  |
|-------------|--|---------|-----------|
| 36-15680-00 | Label, "Switch Position"                 | 41      | Not Shown |
| 36-15680-00 | Label, "Switch Position"                 | 27      | Not Shown |
| 36-16073-00 | Label, "ID w/Copy" (added)               | 2       | Not Shown |
| 36-16157-00 | Label, "Correct Voltage Setting"         | 41      | 11        |
| 36-16157-00 | Label, "Caution Correct Voltage Setting" | 47      | 14        |
| 36-16730-01 | Label, "Danger #7170"                    | 21C     | 12        |
| 36-16930-00 | Label, "Danger Stored High Voltage"      | 47      | 13        |
| 36-16930-01 | Label, "Danger"                          | 41      | 10        |
| 36-16930-01 | Label, "Danger"                          | 21      | Not Shown |
| 36-17154-00 | Label, "Not For External Use"            | 17      | Not Shown |
| 36-17615-00 | Label, "Caution Replace Fuse"            | 21D     | 8         |
| 36-17615-00 | Label, "Caution"                         | 21      | Not Shown |
| 36-17615-00 | Label, "Caution"                         | 11      | Not Shown |
| 36-17674-00 | Label, "Serial/Power W/O UL.CSA"         | 33      | Not Shown |
| 36-17791-01 | Label, "Module Utilization"              | 23      | Not Shown |
| 36-17880-09 | Label, "Class A Subassembly"             | 33      | Not Shown |
| 36-17905-16 | Label, "Equipment Warning, 100V"         | 43      | Not Shown |
| 36-17973-04 | Label, "Insulator"                       | 27      | Not Shown |
| 36-18307-05 | Label, "Assembly" (added)                | 2       | Not Shown |
| 36-18426-02 | Label, "P.S. H7202D"                     | 37      | Not Shown |
| 36-18427-01 | Label, "Caution Voltage Setting"         | 37      | Not Shown |
| 36-18460-10 | Label, "Bar Code Blank"                  | 50      | Not Shown |
| 36-19833-01 | Label, "Serial Number"                   | 50      | Not Shown |
| 36-20122-06 | Label, "Electrical Rating"               | 47      | 15        |
| 36-20123-01 | Label, "Fuse"                            | 49      | Not Shown |
| 36-20124-01 | Label, "Caution"                         | 47      | 12        |
| 36-20215-01 | Label, "Power Rating 100-120/220V"       | 43      | Not Shown |
| 36-20216-01 | Label, "Serial" (Taiwan)                 | 57      | Not Shown |
| 36-20216-01 | Label, "Serial No."                      | 57      | 12        |
| 36-20216-02 | Label, "Serial" (Hong Kong)              | 57      | Not Shown |
| 36-20216-03 | Label, "Serial" (Hong Kong)              | 57      | Not Shown |
| 36-20216-04 | Label, "Serial" (Spain)                  | 57      | Not Shown |
| 36-20217-01 | Label, "Regulations"                     | 57      | 13        |
| 36-20218-13 | Label, "Regulations"                     | 43      | Not Shown |
| 36-20219-01 | Label, Adhesive (American)               | 58      | 3         |
| 36-20312-01 | Label, "Serial Regulator"                | 58      | 11        |
| 36-21162092 | Label, "Function"                        | 37      | Not Shown |
| 36-21405-01 | Label, "Operating Voltage"               | 3       | Not Shown |
| 36-21737-01 | Label, "Side"                            | 36      | Not Shown |
| 36-21737-02 | Label, "Module Utilization"              | 36      | Not Shown |
| 36-22062-01 | Label, "Stability"                       | 3       | Not Shown |
| 36-22147-01 | Label, "Serial"                          | 16      | Not Shown |
| 36-22147-08 | Label, "Thermal Bar Code"                | 19      | 6         |
| 36-22148-01 | Label, "Electrical Rating" (added)       | 23      | Not Shown |
| 36-23543-01 | Label, "Danger High Currents"            | 5       | Not Shown |
| 36-23798-01 | Label, "Cable Caution, LK201"            | 58      | Not Shown |
| 36-24103-01 | Label, "Unit ID"                         | 27      | Not Shown |
| 36-24104-01 | Label, "Terminal ID"                     | 27      | Not Shown |
| 36-24214-01 | Label, "Static Symbol"                   | 13      | Not Shown |
| 36-24216-02 | Label, "Warning 300V"                    | 5       | Not Shown |
| 36-24217-01 | Label, "Cable Routing"                   | 5       | Not Shown |

\*\*\*NOTE\*\*\*

When the description includes "added" or "deleted", ALWAYS refer to the figure parts list for the latest related part description.

## VAX8700/8800 SYSTEM SORT BY DEC PART NUMBER

| PART NO.    | DESCRIPTION                                   | FIG NO. | ITEM NO.  |
|-------------|---|---------|-----------|
| 36-24218-01 | Label, "Cable Table"                          | 5       | Not Shown |
| 36-24218-02 | Label, "Cable Back-up"                        | 5       | Not Shown |
| 36-24821-01 | Label, "Front End Interconnect 60Hz"          | 3       | Not Shown |
| 36-24821-02 | Label, "Front End Interconnect 50Hz"          | 3       | Not Shown |
| 36-25806-01 | Label, "CIBC Logo"                            | 33      | Not Shown |
| 36-25977-01 | Label, "Designation"                          | 3       | Not Shown |
| 36-25978-02 | Label, "Electrical Data" (50Hz)               | 2       | Not Shown |
| 36-25978-03 | Label, "Electrical Data" (60Hz)               | 2       | Not Shown |
| 36-25979-01 | Label, "Caution"                              | 5       | Not Shown |
| 36-26131-01 | Label, "Regulatory Data" (60Hz)               | 2       | Not Shown |
| 36-26131-02 | Label, "Regulatory Data" (50Hz)               | 2       | Not Shown |
| 36-26180-02 | Label, "Cabinet Usage"                        | 5       | Not Shown |
| 49-01237-00 | Grease, Lithium                               | 51      | 20        |
| 49-01272-00 | Locktite 414                                  | 54      | 5         |
| 49-01519-01 | Grease, Hydrocarbon                           | 52      | 6         |
| 49-01519-01 | Grease, Hydrocarbon                           | 51      | 19        |
| 50-17539-01 | Etch Board                                    | 12      | 6         |
| 50-17777-01 | Etch Board                                    | 18      | 6         |
| 50-17777-02 | Etch Board                                    | 18      | 4         |
| 54-13775-01 | Module, AC Input                              | 21      | 18        |
| 54-13857-00 | Module Assembly, Major                        | 40      | 1         |
| 54-13867-00 | Module, Communication Regulator               | 39      | 1         |
| 54-13877-YA | Module Assembly, Distribution                 | 37      | 13        |
| 54-14187-01 | Module, Limiter                               | 21      | 15        |
| 54-14340-00 | Module, Air Flow Sensor                       | 36      | 3         |
| 54-15058-00 | Module, RX50 Controller                       | 43      | 5         |
| 54-15066-00 | Module, Seek Interface                        | 50      | 10        |
| 54-15086-01 | Module, 7862 Power Supply                     | 47      | 2         |
| 54-15148-00 | Module, Encoding Keyboard (deleted)           | 59      | 2         |
| 54-15539-01 | Module, Line Interface (Not Shown)            | 42      | 7         |
| 54-15555-00 | Module, CI750 Backplane                       | 36      | 2         |
| 54-15612-01 | Module, 876-A Control                         | 11      | 45        |
| 54-16002-00 | Module, MOV (3 Phase)                         | 11      | 43        |
| 54-16120-01 | Module, Enhance LEM Power Supply              | 31      | 1         |
| 54-16152-01 | Module, Power Distribution                    | 27      | 4         |
| 54-16157-02 | Module, Backplane Power (H7189, H7180)        | 6       | 32        |
| 54-16159-02 | Module, Backplane Power (H7186, H7187, H7188) | 6       | 33        |
| 54-16237-01 | Module Assembly, System                       | 44      | 1         |
| 54-16817-01 | Module, Console Distribution Connector        | 18      | 1         |
| 54-16941-01 | Module, LK201CR (added)                       | 59      | 2         |
| 54-17538-01 | Module, Distribution                          | 12      | 20        |
| 54-17780-02 | Module, Backplane Power                       | 12      | 22        |
| 54-17913-01 | Module, Regulator +12/15 Volt                 | 21A     | 2         |
| 54-17915-01 | Module, Input                                 | 21D     | 3         |
| 70-08288-3F | Cable Assembly                                | 6       | Not Shown |
| 70-14103-00 | Module Assembly, Blank                        | 5       | 11        |
| 70-14250-1F | Cable Assembly, Memory Power (Black)          | 35      | 9         |
| 70-14529-1F | Cable Assembly, Memory Power (Red)            | 35      | 8         |
| 70-16376-00 | Tray and Bracket Assembly, Fan                | 24      | 1         |

\*\*\*NOTE\*\*\*

When the description includes "added" or "deleted", ALWAYS refer to the figure parts list for the latest related part description.

VAX-700/8800 SYSTEM SORT BY DEC PART NUMBER

| PART NO.    | DESCRIPTION                           | FIG NO. | ITEM NO. |
|-------------|---------------------------------------|---------|----------|
| 70-16391-01 | BOX ASSEMBLY                          | 23      | 1        |
| 70-16391-01 | BOX ASSEMBLY                          | 25      | N/A      |
| 70-16479-00 | Cover Assembly, Bottom                | 23      | 14       |
| 70-16493-01 | Frame Assembly, BA11 Box w/Bracket    | 25      | 1        |
| 70-16887-00 | CABLE JUMPER ASSEMBLY                 | 26      | N/A      |
| 70-16887-00 | CABLE JUMPER ASSEMBLY                 | 23      | 7        |
| 70-16901-00 | Harness Assembly, Fan Power           | 25      | 17       |
| 70-17184-01 | Bus Bar Assembly                      | 18      | 4        |
| 70-17635-00 | BOX ASSEMBLY                          | 38      | N/A      |
| 70-17635-00 | BOX ASSEMBLY                          | 37      | 1        |
| 70-17636-00 | AC POWER ASSEMBLY                     | 41      | N/A      |
| 70-17636-00 | AC POWER ASSEMBLY                     | 38      | 4        |
| 70-17638-00 | Output Assembly                       | 40      | 5        |
| 70-17712-00 | Harness Assembly, AC Switch           | 41      | 8        |
| 70-18136-00 | CHASSIS ASSEMBLY                      | 38      | 1        |
| 70-18139-00 | Jumper Assembly, Power                | 38      | 19       |
| 70-18142-00 | Harness Assembly, DEC Bus             | 38      | 7        |
| 70-18143-00 | Harness Assembly, BBU                 | 38      | 6        |
| 70-18162-1B | Cable Assembly, Air Flow Sensor Power | 36      | 6        |
| 70-18163-0J | Cable Assembly, DC Fan                | 36      | 7        |
| 70-18163-3B | Cable Assembly, DC Fan                | 35      | 13       |
| 70-18416-00 | KEYBOARD ASSEMBLY                     | 59      | N/A      |
| 70-18416-00 | KEYBOARD ASSEMBLY                     | 58      | 2        |
| 70-18432-00 | ENCLOSURE ASSEMBLY, BOTTOM            | 46      | N/A      |
| 70-18432-00 | ENCLOSURE ASSEMBLY, BOTTOM            | 45      | 1        |
| 70-18439-00 | Enclosure Assembly, Top               | 45      | 4        |
| 70-18441-00 | Arm/Ball Assembly                     | 53      | 3        |
| 70-18442-00 | CARRIAGE ASSEMBLY (NFR)               | 53      | N/A      |
| 70-18442-00 | CARRIAGE ASSEMBLY (NFR)               | 51      | 13       |
| 70-18520-00 | Jumper Assembly, Return               | 38      | 20       |
| 70-18629-00 | Spindle Assembly                      | 51      | 8        |
| 70-18635-00 | Collet Assembly                       | 52      | 2        |
| 70-18638-00 | MOTOR/BASEPLATE ASSEMBLY (NFR)        | 51      | N/A      |
| 70-18638-00 | MOTOR/BASEPLATE ASSEMBLY (NFR)        | 50      | 1        |
| 70-18658-00 | Stepper Motor Assembly                | 50      | 18       |
| 70-18834-00 | WRITE/PROTECT CABLE ASSEMBLY          | 52      | 10       |
| 70-18835-00 | INDEX CABLE ASSEMBLY                  | 52      | 16       |
| 70-18888-00 | BASE ASSEMBLY, DOUBLE BAY             | 20      | N/A      |
| 70-18888-00 | BASE ASSEMBLY, DOUBLE BAY             | 15      | 1        |
| 70-18893-00 | Weldment, Horizontal Bottom           | 15      | 2        |
| 70-18895-00 | Weldment, Base                        | 20      | 1        |
| 70-18900-00 | Weldment, Horizontal Top              | 15      | 3        |
| 70-18931-00 | Cable Assembly, Track 0 Sensor        | 50      | 2        |
| 70-18932-04 | COVER ASSEMBLY, UPPER CONE LIFT (NFR) | 50      | 7        |
| 70-18932-04 | COVER ASSEMBLY, UPPER CONE LIFT (NFR) | 52      | N/A      |
| 70-18932-05 | COVER ASSEMBLY, LOWER CONE LIFT (NFR) | 52      | N/A      |
|             | (Not Shown)                           |         |          |
| 70-18932-05 | COVER ASSEMBLY, LOWER CONE LIFT (NFR) | 50      | 8        |
| 70-18969-00 | Harness Assembly, Chassis             | 49      | 7        |

\*\*\*NOTE\*\*\*

When the description includes "added" or "deleted", ALWAYS refer to the figure parts list for the latest related part description.

VAX8700/8800 SYSTEM SORT BY DEC PART NUMBER

| PART NO.    | DESCRIPTION                            | FIG NO. | ITEM NO.  |
|-------------|--|---------|-----------|
| 70-18970-00 | CHASSIS ASSEMBLY                       | 49      | N/A       |
| 70-18970-00 | CHASSIS ASSEMBLY                       | 47      | 1         |
| 70-18981-00 | Pan Assembly                           | 45      | 2         |
| 70-19004-00 | Keyboard Chassis Assembly              | 59      | 1         |
| 70-19005-53 | Keycap Set w/USA (deleted)             | 58      | 9         |
| 70-19015-0L | Jumper Assembly, Contactor to CB4      | 11      | 67        |
| 70-19041-00 | CABLE ASSEMBLY, BEZEL LED              | 54      | 2         |
| 70-19118-00 | BEZEL ASSEMBLY (NFR)                   | 50      | 15        |
| 70-19118-00 | BEZEL ASSEMBLY (NFR)                   | 54      | N/A       |
| 70-19145-00 | Seal, Front Weldment Angle (RH)        | 15      | 8         |
| 70-19145-01 | Seal, Front Weldment Angle (LH)        | 15      | 9         |
| 70-19175-00 | PCB Assembly, Motor                    | 50      | 6         |
| 70-19176-00 | Baseplate/Spindle Shaft Assembly       | 51      | 9         |
| 70-19177-00 | PCB Assembly, Read/Write               | 50      | 5         |
| 70-19485-00 | Panel Assembly, End                    | 3       | 79        |
| 70-19485-00 | Panel Assembly, End                    | 5       | 16        |
| 70-19497-04 | Cover, Top Weldment                    | 3       | 80        |
| 70-19498-04 | Cover Assembly, Top                    | 5       | 28        |
| 70-19524-00 | Wire Fastener Bracket, Weldment        | 56      | 2         |
| 70-19555-00 | Head Set Assembly                      | 51      | 10        |
| 70-19578-01 | BEZEL ASSEMBLY (Green Phosphor)        | 56      | N/A       |
| 70-19578-01 | BEZEL ASSEMBLY (Green Phosphor)        | 55      | 6         |
| 70-19579-00 | COVER ASSEMBLY, REAR                   | 57      | N/A       |
| 70-19579-00 | COVER ASSEMBLY, REAR                   | 55      | 1         |
| 70-19581-02 | Seal, Rear Weldment Angle (RH)         | 15      | 11        |
| 70-19581-03 | Seal, Rear Weldment Angle (LH)         | 15      | 12        |
| 70-19584-00 | Monitor Board Assembly                 | 56      | 12        |
| 70-19605-11 | Gasket Assembly                        | 3       | 68        |
| 70-19605-16 | Gasket Assembly                        | 3       | 70        |
| 70-19605-17 | Gasket Assembly                        | 9       | 10        |
| 70-19605-19 | Gasket Assembly                        | 6       | 54        |
| 70-19605-20 | Gasket Assembly                        | 6       | 24        |
| 70-19605-22 | Gasket Assembly                        | 8       | 12        |
| 70-19605-23 | Gasket Assembly                        | 3       | 71        |
| 70-19605-23 | Gasket Assembly                        | 6       | 53        |
| 70-19722-01 | CRT and Yoke Assembly (Green Phosphor) | 56      | 3         |
| 70-19723-00 | Ground Wire Assembly (4 in.)           | 56      | 11        |
| 70-19723-01 | Ground Wire Assembly (10 in.)          | 56      | 8         |
| 70-19727-00 | Chassis Assembly                       | 21      | 1         |
| 70-19731-0L | Cable Assembly, DC Output              | 47      | 4         |
| 70-19783-00 | Bezel/Label Assembly                   | 54      | 1         |
| 70-19797-01 | Cover Assembly, Rear                   | 57      | 1         |
| 70-19798-00 | Wire Tension Weldment                  | 56      | 4         |
| 70-19874-2D | Cable Assembly, H7170 Power            | 6       | Not Shown |
| 70-19886-00 | PANEL ASSEMBLY, FAN                    | 22      | N/A       |
| 70-19886-00 | FAN PANEL ASSEMBLY                     | 3       | 35        |
| 70-19888-0K | Jumper Wire Assembly                   | 3       | Not Shown |
| 70-19897-00 | Harness Assembly, AC Fan Power         | 22      | 9         |
| 70-19899-01 | BOX ASSEMBLY, AC DISTRIBUTION          | 17      | N/A       |
| 70-19899-01 | BOX ASSEMBLY, AC DISTRIBUTION          | 6       | 89        |
| 70-19918-01 | Shield Assembly                        | 50      | 18        |

\*\*\*NOTE\*\*\*

When the description includes "added" or "deleted", ALWAYS refer to the figure parts list for the latest related part description.

VAX8700/8800 SYSTEM SORT BY DEC PART NUMBER

| PART NO.    | DESCRIPTION                          | FIG NO. | ITEM NO.  |
|-------------|--------------------------------------|---------|-----------|
| 70-20345-3C | Jumper Assembly                      | 3       | Not Shown |
| 70-20346-3A | Jumper Assembly                      | 3       | Not Shown |
| 70-20346-3D | Jumper Assembly                      | 3       | Not Shown |
| 70-20347-3C | Jumper Assembly                      | 3       | Not Shown |
| 70-20347-3M | Jumper Assembly                      | 3       | Not Shown |
| 70-20365-02 | Jumper Assembly                      | 3       | Not Shown |
| 70-20406-01 | Frame Assembly                       | 34      | 1         |
| 70-20407-01 | POWER SUPPLY ASSEMBLY                | 35      | N/A       |
| 70-20407-01 | POWER SUPPLY ASSEMBLY                | 34      | 4         |
| 70-20408-01 | CARD CAGE ASSEMBLY                   | 36      | N/A       |
| 70-20408-01 | CAGE ASSEMBLY, CARD                  | 34      | 2         |
| 70-20474-01 | Weldment, Connector Panel            | 48      | 2         |
| 70-20490-00 | Cover Assembly, Top                  | 23      | 11        |
| 70-20491-00 | Cable Clamp Assembly                 | 23      | 10        |
| 70-20608-01 | Chassis Assembly                     | 27      | 2         |
| 70-20610-01 | PANEL ASSEMBLY, CONNECTOR            | 44      | 11        |
| 70-20610-01 | PANEL ASSEMBLY, CONNECTOR            | 48      | N/A       |
| 70-20611-02 | CARD CAGE ASSEMBLY                   | 44      | 2         |
| 70-20642-01 | Cover Assembly, Top                  | 34      | 16        |
| 70-20757-01 | Frame Assembly, Card Cage            | 36      | 1         |
| 70-20760-01 | Panel Assembly, Modesty              | 42      | 6         |
| 70-21081-53 | Keycap Set w/USA (added)             | 58      | 9         |
| 70-21300-01 | Bottom Enclosure, Keyboard           | 59      | 5         |
| 70-21473-01 | Backplane Assembly                   | 19      | 2         |
| 70-21619-01 | Guide, Top Card                      | 13      | 2         |
| 70-21619-02 | Guide, Bottom Card                   | 13      | 3         |
| 70-21639-01 | Module Assembly, Small Blank         | 5       | 9         |
| 70-21644-01 | Weldment, Rear Door (LH)             | 10      | 1         |
| 70-21645-01 | Weldment, Rear Door (RH)             | 9       | 1         |
| 70-21646-01 | FRAME ASSEMBLY, DOUBLE BAY           | 15      | N/A       |
| 70-21646-01 | FRAME ASSEMBLY, DOUBLE BAY           | 6       | 1         |
| 70-21663-01 | DOOR ASSEMBLY, REAR (RH)             | 9       | N/A       |
| 70-21663-01 | DOOR ASSEMBLY, REAR (RH)             | 5       | 25        |
| 70-21664-01 | DOOR ASSEMBLY, REAR (LH)             | 10      | N/A       |
| 70-21664-01 | DOOR ASSEMBLY, REAR (LH)             | 5       | 24        |
| 70-21667-01 | HEAT SINK ASSEMBLY                   | 31      | 2         |
| 70-21667-01 | HEAT SINK ASSEMBLY                   | 32      | N/A       |
| 70-21668-01 | Snubber Assembly                     | 31      | 8         |
| 70-21669-01 | Bus Bar Assembly                     | 29      | 3         |
| 70-21675-02 | AC ASSEMBLY                          | 30      | N/A       |
| 70-21675-02 | AC ASSEMBLY                          | 29      | 1         |
| 70-21676-01 | CAGE ASSEMBLY, POWER SUPPLY          | 18      | N/A       |
| 70-21676-01 | CAGE ASSEMBLY, POWER SUPPLY          | 6       | 40        |
| 70-21682-02 | AC MAJOR BOARD ASSEMBLY              | 29      | N/A       |
| 70-21682-02 | AC MAJOR BOARD ASSEMBLY              | 27      | 1         |
| 70-21693-01 | Cable Assembly, No.1 NBI             | 6       | Not Shown |
| 70-21696-02 | Backplane Assembly, CPU              | 6       | 27        |
| 70-21700-01 | PANEL ASSEMBLY, CONSOLE DISTRIBUTION | 16      | N/A       |
| 70-21700-01 | PANEL ASSEMBLY, CONSOLE DISTRIBUTION | 6       | 59        |
| 70-21701-01 | Backplane Assembly, Memory           | 6       | 29        |
| 70-21714-01 | Panel Assembly, Kick                 | 5       | 21        |
| 70-21714-02 | Panel Assembly, Kick                 | 3       | 83        |

\*\*\*NOTE\*\*\*

When the description includes "added" or "deleted", ALWAYS refer to the figure parts list for the latest related part description.

VAX8700/8800 SYSTEM SORT BY DEC PART NUMBER

| PART NO.    | DESCRIPTION                                | FIG NO. | ITEM NO. |
|-------------|--|---------|----------|
| 70-21705-01 | Module Assembly, Filler                    | 5       | 10       |
| 70-22105-01 | Cage Assembly, Card                        | 19      | 1        |
| 70-22108-04 | CABINET ASSEMBLY (MPS-B+22) 60HZ (deleted) | 5       | 1        |
| 70-22108-04 | CABINET ASSEMBLY (60HZ) (deleted)          | 6       | N/A      |
| 70-22108-08 | CABINET ASSEMBLY (50HZ) (deleted)          | 6       | N/A      |
| 70-22108-08 | CABINET ASSEMBLY (MPS-B+22) 50HZ (deleted) | 5       | 1        |
| 70-22108-09 | CABINET ASSEMBLY (MPS-B+22) 60HZ (added)   | 5       | 1        |
| 70-22108-09 | CABINET ASSEMBLY (60HZ) (added)            | 6       | N/A      |
| 70-22108-10 | CABINET ASSEMBLY (MPS-B+22) 50HZ (added)   | 5       | 1        |
| 70-22108-10 | CABINET ASSEMBLY (50HZ) (added)            | 6       | N/A      |
| 70-22109-01 | CABINET ASSEMBLY (DUAL) (60HZ) (deleted)   | 4       | 1        |
| 70-22109-01 | CABINET ASSEMBLY (DUAL) (60HZ) (deleted)   | 5       | N/A      |
| 70-22109-02 | CABINET ASSEMBLY (DUAL) (60HZ) (deleted)   | 4       | 1        |
| 70-22109-02 | CABINET ASSEMBLY (DUAL) (50HZ) (deleted)   | 5       | N/A      |
| 70-22109-03 | CABINET ASSEMBLY (DUAL) (60HZ) (deleted)   | 4       | 1        |
| 70-22109-03 | CABINET ASSEMBLY (DUAL) (60HZ) (deleted)   | 5       | N/A      |
| 70-22109-04 | CABINET ASSEMBLY (DUAL) (50HZ) (deleted)   | 5       | N/A      |
| 70-22109-04 | CABINET ASSEMBLY (DUAL) (60HZ) (deleted)   | 4       | 1        |
| 70-22109-05 | CABINET ASSEMBLY (DUAL) (60HZ) (added)     | 5       | N/A      |
| 70-22109-05 | CABINET ASSEMBLY (DUAL) (60HZ) (added)     | 4       | 1        |
| 70-22109-06 | CABINET ASSEMBLY (DUAL) (60HZ) (added)     | 4       | 1        |
| 70-22109-06 | CABINET ASSEMBLY (DUAL) (50HZ) (added)     | 5       | N/A      |
| 70-22109-07 | CABINET ASSEMBLY (DUAL) (60HZ) (added)     | 5       | N/A      |
| 70-22109-07 | CABINET ASSEMBLY (DUAL) (60HZ) (added)     | 4       | 1        |
| 70-22109-08 | CABINET ASSEMBLY (DUAL) (60HZ) (added)     | 4       | 1        |
| 70-22109-08 | CABINET ASSEMBLY (DUAL) (50HZ) (added)     | 5       | N/A      |
| 70-22115-01 | TRAY ASSEMBLY, FAN                         | 24      | N/A      |
| 70-22115-01 | TRAY ASSEMBLY, FAN                         | 23      | 13       |
| 70-22127-01 | POWER CORD ASSEMBLY                        | 28      | N/A      |
| 70-22127-01 | POWER CORD ASSEMBLY                        | 27      | 17       |
| 70-22128-01 | Dust Cover Assembly                        | 19      | 13       |
| 70-22141-01 | Weldment, Front Door (RH)                  | 8       | 1        |
| 70-22142-01 | Weldment, Front Door (LH)                  | 7       | 1        |
| 70-22143-01 | DOOR ASSEMBLY, FRONT (RH)                  | 8       | N/A      |
| 70-22143-01 | DOOR ASSEMBLY, FRONT (RH)                  | 5       | 23       |
| 70-22144-01 | DOOR ASSEMBLY, FRONT (LH)                  | 7       | N/A      |
| 70-22144-01 | DOOR ASSEMBLY, FRONT (LH)                  | 5       | 22       |
| 70-22153-02 | CHASSIS ASSEMBLY                           | 12      | N/A      |
| 70-22153-02 | CHASSIS ASSEMBLY                           | 6       | 7        |
| 70-22154-01 | Power Receptacle Assembly                  | 14      | 1        |
| 70-22155-01 | Bracket Assembly, Filter                   | 6       | 11       |
| 70-22161-01 | Bulkhead Assembly                          | 6       | 57       |
| 70-22168-01 | Door Assembly, Front                       | 3       | 82       |
| 70-22172-01 | Door Assembly, Rear                        | 3       | 81       |
| 70-22173-01 | Line Filter Assembly (60Hz)                | 3       | 41       |
| 70-22175-01 | Frame Assembly, Card Cage                  | 13      | 1        |
| 70-22179-01 | CABINET ASSEMBLY (60HZ)                    | 2       | 1        |
| 70-22179-01 | CABINET ASSEMBLY (60HZ)                    | 3       | N/A      |
| 70-22179-02 | CABINET ASSEMBLY (50HZ)                    | 2       | 1        |
| 70-22179-02 | CABINET ASSEMBLY (50HZ)                    | 3       | N/A      |
| 70-22181-01 | Frame Assembly, Single Cabinet             | 3       | 1        |
| 70-22191-01 | CAGE ASSEMBLY, LOGIC CARD                  | 13      | N/A      |
| 70-22191-01 | CAGE ASSEMBLY, LOGIC CARD                  | 6       | 37       |

\*\*\*NOTE\*\*\*

When the description includes "added" or "deleted", ALWAYS refer to the figure parts list for the latest related part description.

VAX8700/8800 SYSTEM SORT BY DEC PART NUMBER

| PART NO.    | DESCRIPTION                           | FIG NO. | ITEM NO.  |
|-------------|---------------------------------------|---------|-----------|
| 70-22195-01 | Rack Assembly                         | 18      | 1         |
| 70-22468-01 | Guide Assembly, Bottom; Card (Memory) | 13      | 5         |
| 70-22469-01 | Guide Assembly, Top Card (Memory)     | 13      | 4         |
| 70-22532-02 | POWER OUTLET ASSEMBLY, CONSOLE        | 14      | N/A       |
| 70-22532-02 | POWER OUTLET ASSEMBLY, CONSOLE        | 6       | 63        |
| 70-22540-01 | Chassis Baffle Assembly               | 5       | 7         |
| 70-22569-01 | Line Filter Assembly (50Hz)           | 3       | 34        |
| 70-22794-02 | CHASSIS ASSEMBLY (added)              | 12      | 9         |
| 70-22893-01 | Flex Assembly, BI-1                   | 6       | 74        |
| 70-22894-01 | Flex Assembly, BI-0                   | 6       | 73        |
| 70-22896-02 | Logo Panel Assembly (deleted)         | 5       | 26        |
| 70-22904-01 | Panel Assembly, Ethernet              | 6       | 62        |
| 70-22905-01 | BOX ASSEMBLY, CI                      | 33      | 1         |
| 70-22905-01 | BOX ASSEMBLY, CI                      | 34      | N/A       |
| 70-23086-01 | Tray Assembly, Cable                  | 3       | 72        |
| 70-23091-01 | Module Assembly, Filler               | 5       | 12        |
| 70-23096-03 | BOX ASSEMBLY, BCI                     | 33      | N/A       |
| 70-23096-03 | BOX ASSEMBLY, BCI                     | 2       | 2         |
| 70-23101-01 | Cable Assembly, Guidance              | 33      | 9         |
| 70-23413-01 | Bus Bar Assembly                      | 18      | 5         |
| 70-23413-02 | Bus Bar Assembly                      | 12      | 4         |
| 70-23413-03 | Bus Bar Assembly                      | 18      | 3         |
| 70-23417-01 | Mounting Plate Assembly               | 6       | 50        |
| 70-23771-01 | PANEL ASSEMBLY, FRONT                 | 21B     | 1         |
| 70-23771-01 | PANEL ASSEMBLY, FRONT                 | 21C     | N/A       |
| 70-23772-01 | CHASSIS ASSEMBLY                      | 21D     | N/A       |
| 70-23772-01 | CHASSIS ASSEMBLY                      | 21B     | 2         |
| 70-23773-01 | CHASSIS ASSEMBLY, AC INPUT            | 21B     | N/A       |
| 70-23773-01 | CHASSIS ASSEMBLY, AC INPUT            | 21A     | 1         |
| 70-23983-AA | KEYBOARD ASSEMBLY                     | 58      | 1         |
| 70-24735-01 | Logo Panel, 8700/8800 (added)         | 5       | 26        |
| 70-26401-01 | Bracket, Rear Seal                    | 15      | 15        |
| 74-13859-00 | Bracket, Shipping                     | 23      | Not Shown |
| 74-21444-00 | Plate, Slide Nut                      | 25      | 7         |
| 74-21611-00 | Slide String                          | 25      | 6         |
| 74-21612-00 | Bar, Guide Mounting                   | 25      | 12        |
| 74-21613-00 | Plate, Slide Index (RH)               | 25      | 4         |
| 74-21613-00 | Plate, Slide Index (RH)               | 23      | 5         |
| 74-21613-01 | Plate, Slide Index (LH)               | 25      | 4         |
| 74-21613-01 | Plate, Slide Index (LH)               | 23      | 5         |
| 74-22453-01 | Panel, Right Transformer              | 3       | 6         |
| 74-22731-01 | Bracket, Mounting                     | 27      | 22        |
| 74-23049-00 | Stud Plate                            | 34      | 5         |
| 74-23050-00 | Cover, Plate                          | 34      | 6         |
| 74-24067-00 | Ground Strap                          | 21      | 28        |
| 74-24067-00 | Groundstrap                           | 21C     | 9         |
| 74-24254-00 | Cover Assembly, Top                   | 37      | 14        |
| 74-24257-01 | Bracket, Power Connector              | 38      | 16        |
| 74-24258-00 | Bracket, Circuit Breaker Mounting     | 41      | 1         |
| 74-24259-00 | Bracket, Connector Mounting           | 38      | 9         |
| 74-24279-00 | Bracket, Support                      | 40      | 17        |

\*\*\*NOTE\*\*\*

When the description includes "added" or "deleted", ALWAYS refer to the figure parts list for the latest related part description.

VAX8700/8800 SYSTEM SORT BY DEC PART NUMBER

| PART NO.    | DESCRIPTION                          | FIG NO. | ITEM NO. |
|-------------|--------------------------------------|---------|----------|
| 74-24352-00 | Chassis, LEM                         | 38      | 2        |
| 74-24353-00 | Plate, End                           | 38      | 3        |
| 74-24527-00 | Bracket, Power Connector             | 38      | 15       |
| 74-25218-00 | Carriage                             | 53      | 1        |
| 74-25224-01 | Shaft, Guide                         | 51      | 14       |
| 74-25225-00 | Holder, (Head Load)                  | 52      | 8        |
| 74-25226-00 | Spacer, Follower Arm                 | 53      | 4        |
| 74-25231-00 | Shaft, Collet                        | 52      | 3        |
| 74-25232-00 | Spring, Conical                      | 52      | 4        |
| 74-25233-03 | Cover, Lift Cone                     | 52      | 1        |
| 74-25234-00 | Spring, Cone Lift Cover Return       | 50      | 9        |
| 74-25235-00 | Holder, Plane Head                   | 52      | 18       |
| 74-25236-00 | Spacer, Switch                       | 52      | 14       |
| 74-25237-00 | Switch, Upper                        | 52      | 12       |
| 74-25238-00 | Switch, Lower                        | 52      | 13       |
| 74-25239-00 | Door, Upper                          | 52      | 21       |
| 74-25239-01 | Door, Lower                          | 52      | 21       |
| 74-25241-01 | Plate, Side                          | 50      | 12       |
| 74-25244-01 | Pulley, Idler                        | 51      | 4        |
| 74-25248-00 | Nut, Bar                             | 53      | 2        |
| 74-25394-00 | Cover, Switch                        | 37      | 9        |
| 74-25398-00 | Insulator, Power Connector           | 38      | 14       |
| 74-25401-00 | Insulator, Shield                    | 38      | 5        |
| 74-25464-01 | Panel, Front                         | 11      | 4        |
| 74-25465-01 | Panel, Rear                          | 11      | 37       |
| 74-25466-00 | Chassis                              | 11      | 1        |
| 74-25467-00 | Cover                                | 11      | 75       |
| 74-25494-00 | Insulator, PC Board                  | 38      | 22       |
| 74-25495-00 | Guide, Card                          | 40      | 2        |
| 74-25647-00 | Overlay, Connector Panel             | 48      | 1        |
| 74-25652-01 | Plate, Slide                         | 60      | 5        |
| 74-25652-02 | Plate, Skid                          | 50      | 17       |
| 74-25658-00 | Enclosure, Bottom                    | 46      | 1        |
| 74-25827-00 | Shoe, Slide                          | 51      | 15       |
| 74-25832-00 | Spring, Carriage                     | 51      | 16       |
| 74-25993-00 | Bus Bar                              | 11      | 38       |
| 74-25994-00 | Shield, Protective                   | 11      | 39       |
| 74-26051-00 | Space Bar (Low Profile) (deleted)    | 58      | 6        |
| 74-26053-00 | Top Enclosure, Keyboard              | 59      | 6        |
| 74-26060-00 | Rail, Lateral                        | 15      | 5        |
| 74-26071-00 | Screen, Double Bottom                | 15      | 13       |
| 74-26084-00 | Rail, Vertical (RH)                  | 15      | 6        |
| 74-26084-01 | Rail, Vertical (LH)                  | 15      | 7        |
| 74-26130-00 | Barrier                              | 40      | 22       |
| 74-26185-00 | Spacer, PCB                          | 39      | 4        |
| 74-26213-00 | Chassis                              | 49      | 1        |
| 74-26214-00 | Cover                                | 47      | 3        |
| 74-26222-03 | Door, Transparent Keyboard (deleted) | 59      | 7        |
| 74-26242-01 | Latch, Wire (R.H.)                   | 46      | 2        |
| 74-26243-01 | Latch, Wire (L.H.)                   | 46      | 3        |
| 74-26246-01 | Bezel, Switch                        | 49      | 9        |
| 74-26283-01 | Cover, Cable Compartment             | 23      | 3        |

\*\*\*NOTE\*\*\*

When the description includes "added" or "deleted", ALWAYS refer to the figure parts list for the latest related part description.

VAX8700/8800 SYSTEM SORT BY DEC PART NUMBER

| PART NO.    | DESCRIPTION                     | FIG NO. | ITEM NO. |
|-------------|---------------------------------|---------|----------|
| 74-26284-01 | Panel, Bottom Floor (50Hz)      | 3       | 18       |
| 74-26285-01 | Panel, Circuit Breaker (60Hz)   | 3       | 36       |
| 74-26286-01 | Panel, Circuit Breaker (50Hz)   | 22      | 1        |
| 74-26288-01 | Panel, Left Transformer         | 3       | 5        |
| 74-26289-01 | Panel, Rear Transformer         | 3       | 3        |
| 74-26290-01 | Panel, Bottom Floor (60Hz)      | 3       | 61       |
| 74-26292-01 | Panel, Top Transformer          | 3       | 43       |
| 74-26294-01 | Panel, Front Transformer        | 3       | 8        |
| 74-26295-01 | Bracket, Back Wall              | 3       | 31       |
| 74-26296-01 | Shelf, Circuit Breaker          | 3       | 24       |
| 74-26297-01 | Bracket, Fan Connector          | 3       | 12       |
| 74-26298-01 | Deflector, Arc Shoot            | 3       | 32       |
| 74-26299-01 | Isolator, Arc Shoot             | 3       | 39       |
| 74-26303-01 | Support, Transformer (50Hz)     | 3       | 9        |
| 74-26304-10 | Support, Floor (60Hz)           | 3       | 62       |
| 74-26305-01 | Plate, Circuit Breaker Mounting | 3       | 2        |
| 74-26309-01 | Angle, Cover                    | 3       | 21       |
| 74-26310-01 | Seal, Foam                      | 22      | 10       |
| 74-26310-01 | Seal, Foam                      | 3       | 40       |
| 74-26330-01 | Bracket                         | 11      | 27       |
| 74-26404-15 | Panel                           | 16      | 2        |
| 74-26407-01 | Panel, Double Sub               | 3       | 65       |
| 74-26534-01 | Insert, Blank                   | 48      | 7        |
| 74-26535-01 | Insert, Blank                   | 48      | 8        |
| 74-26537-01 | Handle, Latch Wire              | 46      | 4        |
| 74-26539-01 | Bezel, CRT                      | 56      | 1        |
| 74-26542-02 | Clip, Spring                    | 56      | 5        |
| 74-26636-01 | Panel, Access                   | 37      | 19       |
| 74-26640-01 | Shield, Double Control          | 15      | 14       |
| 74-26802-01 | Bracket, Housing                | 12      | 2        |
| 74-26802-01 | Bracket, Housing                | 6       | 35       |
| 74-26805-01 | Shaft, Tilt                     | 57      | 3        |
| 74-26806-01 | Button, Slide                   | 57      | 2        |
| 74-26807-01 | Anchor, Tilt Bracket            | 57      | 5        |
| 74-26808-01 | Bracket, Slide                  | 57      | 6        |
| 74-26809-01 | Handle                          | 57      | 9        |
| 74-26989-01 | Equalizer, Double Key           | 58      | 8        |
| 74-26991-01 | Latch, Door                     | 8       | 2        |
| 74-26991-01 | Latch, Door                     | 9       | 6        |
| 74-26991-02 | Latch, Door                     | 8       | 6        |
| 74-26991-02 | Latch, Door                     | 9       | 2        |
| 74-26992-01 | Latch, Pivot                    | 9       | 9        |
| 74-26992-01 | Pivot, Latch                    | 8       | 4        |
| 74-27066-02 | Panel, Front                    | 21C     | 1        |
| 74-27077-02 | Chassis                         | 21D     | 1        |
| 74-27103-01 | Equalizer, Space Bar            | 58      | 7        |
| 74-27145-01 | Bracket, Control Panel Mounting | 15      | 16       |
| 74-27164-01 | Cover, Connector Box            | 11      | 33       |
| 74-27165-01 | Box, Connector                  | 11      | 34       |

\*\*\*NOTE\*\*\*

When the description includes "added" or "deleted", ALWAYS refer to the figure parts list for the latest related part description.

## VAX8700/8800 SYSTEM SORT BY DEC PART NUMBER

| PART NO.    | DESCRIPTION                      | FIG NO. | ITEM NO. |
|-------------|----------------------------------|---------|----------|
| 74-27256-01 | Medallion (Not Shown)            | 42      | 12       |
| 74-27256-08 | Medallion, System Box            | 43      | 11       |
| 74-27343-01 | Retainer, Blank                  | 48      | 3        |
| 74-27369-01 | Bracket, LH Power Supply         | 35      | 2        |
| 74-27370-01 | Bracket, RH Power Supply         | 35      | 3        |
| 74-27378-01 | Plenum                           | 36      | 13       |
| 74-27380-01 | Bracket                          | 33      | 2        |
| 74-27428-01 | Logo, "Digital"                  | 56      | 14       |
| 74-27577-01 | Foot, 5 Degree Slope             | 58      | 12       |
| 74-27653-01 | Box, Receptacle                  | 17      | 1        |
| 74-27654-01 | Panel, Receptacle                | 17      | 8        |
| 74-27655-01 | Plate, Cover                     | 17      | 6        |
| 74-27754-01 | Insulator, CRT                   | 56      | 7        |
| 74-27817-02 | Shield, Bottom Copper            | 57      | 15       |
| 74-27818-02 | Shield, Copper Strap             | 57      | 17       |
| 74-27819-01 | Bracket, Power Controller (R.H.) | 11      | 46       |
| 74-27819-02 | Bracket, Power Controller (L.H.) | 11      | 47       |
| 74-27861-01 | Cover, Card Cage                 | 34      | 14       |
| 74-27877-01 | Strip, Insulator                 | 48      | 6        |
| 74-27925-01 | Insulator                        | 36      | 18       |
| 74-27948-01 | Panel, Connector Grounding       | 48      | 4        |
| 74-28105-01 | Plate, Nut                       | 15      | 17       |
| 74-28201-01 | Clip, Ground                     | 60      | 4        |
| 74-28201-02 | Clip, Grounding                  | 50      | 16       |
| 74-28266-02 | Door, Card Cage                  | 44      | 6        |
| 74-28306-01 | Clip, Channel                    | 48      | 5        |
| 74-28368-01 | Bracket, RH Strain Relief        | 36      | 17       |
| 74-28427-01 | Bracket, Module Support          | 34      | 3        |
| 74-28580-01 | Plate, Strain Relief             | 36      | 19       |
| 74-28581-01 | Bracket, LH Strain Relief        | 36      | 16       |
| 74-28652-01 | Spacer, PC Board Support         | 44      | 15       |
| 74-28678-01 | Bracket, Circuit Breaker         | 34      | 11       |
| 74-28765-01 | Heat Sink                        | 21      | 9        |
| 74-28773-01 | Space Bar (Low Profile) (added)  | 58      | 6        |
| 74-28979-01 | Cover, Lexan                     | 34      | 9        |
| 74-29464-04 | Bumper, (Gray)                   | 56      | 18       |
| 74-29464-06 | Bumper, (Brown)                  | 56      | 19       |
| 74-29745-01 | Bracket, AC                      | 30      | 8        |
| 74-29748-01 | Bracket, Mother Board            | 31      | 20       |
| 74-29749-01 | Cover, Chassis                   | 27      | 20       |
| 74-29836-01 | Ground Strap                     | 44      | 3        |
| 74-29894-02 | Shield, Top Copper (1 Piece)     | 57      | 14       |
| 74-30087-01 | Retainer, Module                 | 27      | 9        |
| 74-30160-01 | Capacitor, Bus                   | 32      | 4        |
| 74-30190-01 | Cover, Distribution              | 27      | 13       |
| 74-30206-01 | Clip, Electrostatic Discharge    | 13      | 15       |
| 74-30524-01 | Panel Switch                     | 3       | 52       |
| 74-30603-01 | Door, Card Cage                  | 6       | 31       |
| 74-30603-02 | Door, Card Cage                  | 6       | 31       |
| 74-30604-01 | Slide, Interlock                 | 13      | 14       |

## \*\*\*NOTE\*\*\*

When the description includes "added" or "deleted", ALWAYS refer to the figure parts list for the latest related part description.

VAX8700/8800 SYSTEM SORT BY DEC PART NUMBER

| PART NO.    | DESCRIPTION                       | FIG NO. | ITEM NO.  |
|-------------|-----------------------------------|---------|-----------|
| 74-30607-01 | Plate, Strap                      | 6       | 70        |
| 74-30607-02 | Plate, Strap W/Insert             | 6       | 71        |
| 74-30763-01 | Bracket, Sensor                   | 6       | 60        |
| 74-30796-01 | Cover, AC                         | 28      | 1         |
| 74-30797-01 | Bracket, Card Cage Mounting       | 13      | 10        |
| 74-30798-01 | Bracket, Cage Frame Mounting      | 6       | 41        |
| 74-30833-01 | Insulator                         | 29      | 5         |
| 74-30967-01 | Bezel, Bottom                     | 13      | 13        |
| 74-30971-01 | Bezel, Top                        | 13      | 12        |
| 74-31085-01 | Bracket, U                        | 12      | 12        |
| 74-31086-01 | Bracket, Horizontal Top           | 12      | 15        |
| 74-31089-01 | Panel, Filler                     | 5       | 13        |
| 74-31100-01 | Spacer, Interlock                 | 13      | 19        |
| 74-31101-01 | Plate, Rear Cover                 | 14      | 12        |
| 74-31114-01 | Bracket, Front Mounting           | 6       | 23        |
| 74-31115-01 | Bracket, Filter Lock              | 6       | 20        |
| 74-31116-01 | Panel, Front                      | 6       | 19        |
| 74-31117-01 | Bracket, Filter Slide (LH)        | 6       | 8         |
| 74-31117-02 | Bracket, Filter Slide (RH)        | 6       | 9         |
| 74-31234-01 | Bracket, RH Slide Mounting        | 33      | 10        |
| 74-31234-01 | Bracket, Slide Mtg (R.H.) (added) | 23      | Not Shown |
| 74-31234-02 | Bracket, Slide Mtg (L.H.) (added) | 23      | Not Shown |
| 74-31234-02 | Bracket, LH Slide Mounting        | 33      | 11        |
| 74-31334-01 | Bracket, BBU Side                 | 3       | 77        |
| 74-31386-01 | Bracket, Power Controller (RH)    | 6       | 3         |
| 74-31386-02 | Bracket, Power Controller (LH)    | 6       | 2         |
| 74-31527-01 | Bracket, Cable                    | 6       | 82        |
| 74-31744-01 | Shield, Backplane                 | 5       | 29        |
| 74-31753-01 | Shield, Panel                     | 5       | 8         |
| 74-31997-01 | Stop                              | 18      | 14        |
| 74-32128-01 | Panel, Terminal Board             | 3       | 30        |
| 74-32211-01 | Mount, Frame                      | 12      | 16        |
| 74-32215-01 | Cover, BI Shield                  | 5       | 32        |
| 74-32233-01 | Bracket, Locking                  | 33      | Not Shown |
| 74-32236-01 | Bracket, Buss Bar                 | 6       | 90        |
| 74-32296-01 | Chassis, Top                      | 12      | 14        |
| 74-32297-01 | Bottom, Chassis                   | 12      | 18        |
| 74-32298-01 | Side, Chassis RH                  | 12      | 10        |
| 74-32299-01 | Side, Chassis LH                  | 12      | 11        |
| 74-32407-01 | Rod, Tray Pivot                   | 3       | 74        |
| 74-32408-01 | Bracket, Cable Tray               | 3       | 73        |
| 74-32462-01 | Guide, Shield                     | 5       | 33        |
| 74-32525-01 | Button, Locator                   | 13      | 21        |
| 74-32572-01 | Bracket, BBU Top                  | 3       | 78        |
| 74-32573-01 | Bracket, BBU Bottom               | 3       | 76        |
| 74-33028-01 | Plug, Retainer                    | 17      | 10        |
| 74-33114-01 | Cover, Dranetz Safety             | 3       | 44        |
| 74-34245-01 | Stiffener, Bottom                 | 21B     | 4         |
| 74-34245-02 | Stiffener, Top                    | 21B     | 3         |
| 74-35772-01 | Logo Number "1" (added)           | 5       | 34        |
| 74-35772-04 | Logo Number "4" (added)           | 5       | 34        |

\*\*\*NOTE\*\*\*

When the description includes "added" or "deleted", ALWAYS refer to the figure parts list for the latest related part description.

VAX8700/8800 SYSTEM SORT BY DEC PART NUMBER

| PART NO.    | DESCRIPTION                                 | FIG NO. | ITEM NO. |
|-------------|---|---------|----------|
| 74-35772-07 | Logo Number "7" (added)                     | 5       | 34       |
| 74-35772-08 | Logo Number "8" (added)                     | 5       | 34       |
| 74-35772-09 | Logo Number "9" (added)                     | 5       | 34       |
| 74-35772-10 | Logo Number "0" (added)                     | 5       | 34       |
| 871BA-XA    | 871BA-XA (120V)                             | 1       | N/A      |
| 871BA-XB    | 871BA-XB (240V)                             | 1       | N/A      |
| 871BA-XC    | 871BA-XC (120V)                             | 1       | N/A      |
| 871BA-XD    | 871BA-XD (240V)                             | 1       | N/A      |
| 871BA-XE    | 871BA-XE (120V)                             | 1       | N/A      |
| 871BA-XF    | 871BA-XF (240V)                             | 1       | N/A      |
| 876-A       | POWER CONTROLLER (120/208V, 30A)            | 11      | N/A      |
| 876-A       | POWER CONTROLLER (120/208V, 30A)            | 6       | 6        |
| 87XBA-XA    | CABINET ASSEMBLY (DUAL CPU) (60HZ)          | 4       | N/A      |
| 87XBA-XA    | CABINET ASSEMBLY (DUAL CPU) (60HZ)          | 1       | 2        |
| 87XBA-XB    | CABINET ASSEMBLY (DUAL CPU) (50HZ)          | 1       | 2        |
| 87XBA-XB    | CABINET ASSEMBLY (DUAL CPU) (50HZ)          | 4       | N/A      |
| 87XBA-XC    | CABINET ASSEMBLY (DUAL CPU) (60HZ)          | 1A      | 2        |
| 87XBA-XC    | CABINET ASSEMBLY (DUAL CPU) (60HZ)          | 4       | N/A      |
| 87XBA-XD    | CABINET ASSEMBLY (DUAL CPU) (50HZ)          | 1A      | 2        |
| 87XBA-XD    | CABINET ASSEMBLY (DUAL CPU) (50HZ)          | 4       | N/A      |
| 882BA-XA    | 882BA-XA (120V)                             | 1A      | N/A      |
| 882BA-XB    | 882BA-XB (240V)                             | 1A      | N/A      |
| 882BA-XC    | 882BA-XC (120V)                             | 1A      | N/A      |
| 882BA-XD    | 882BA-XD (240V)                             | 1A      | N/A      |
| 882BA-XE    | 882BA-XE (120V)                             | 1A      | N/A      |
| 882BA-XF    | 882BA-XF (240V)                             | 1A      | N/A      |
| 90-00001-05 | Standoff, Male/Female                       | 37      | 17       |
| 90-00001-24 | Standoff, No. 1G-32 x 1/2                   | 11      | 42       |
| 90-00001-29 | Standoff, Male/Female                       | 36      | 21       |
| 90-00001-34 | Standoff, Hex No. 8-32                      | 6       | 65       |
| 90-00001-40 | Standoff, Hex No. 6-32                      | 6       | 85       |
| 90-00001-42 | Standoff, Hex                               | 6       | 87       |
| 90-00022-01 | Foot, Lrveler                               | 20      | 6        |
| 90-00030-01 | Rivet                                       | 12      | 13       |
| 90-00030-21 | Rivet                                       | 15      | 4        |
| 90-00030-21 | Rivet                                       | 6       | 10       |
| 90-00032-19 | Shaft, Idler                                | 51      | 3        |
| 90-00035-09 | Spacer, Threaded No. 10-32 x 3/4            | 11      | 35       |
| 90-00038-08 | Screw, Phi Pan Hd No. 10-32 x 9/16          | 40      | 14       |
| 90-00038-08 | Screw, Phi Pan Hd No. 10-32 x 7/16          | 21      | 30       |
| 90-00038-18 | Screw, Phi Pan Hd No. 6-32 x 2-1/2          | 56      | 6        |
| 90-00039-14 | Screw, Phi Flat Hd No. 4-40 x 7/16          | 53      | 5        |
| 90-00039-16 | Screw, Phi Mach Hd No. 4-40 x 1/4           | 52      | 15       |
| 90-00039-24 | Screw, Mach Flat Phi Hd No. 6-32 x 3/8      | 21D     | 4        |
| 90-00043-15 | Screw, Hex Hd No. 3/16 x 3/4                | 3       | 14       |
| 90-00049-01 | Screw, Sems Phi Pan Hd No. 6-32 x 1/2       | 11      | 3        |
| 90-00049-03 | Screw, Sems Phi Pan Hd No. 6-32 x 1/2       | 21      | 17       |
| 90-00049-05 | Screw, Sems Phi Hd No. 8-32 x 5/8 (deleted) | 3       | 37       |

\*\*\*NOTE\*\*\*

When the description includes "added" or "deleted", ALWAYS refer to the figure parts list for the latest related part description.

VAX8700/8800 SYSTEM SORT BY DEC PART NUMBER

| PART NO.    | DESCRIPTION                                 | FIG NO. | ITEM NO.  |
|-------------|---|---------|-----------|
| 90-00049-16 | Screw, Sems Phi Hd No. 8-32 x 5/8           | 5       | 14        |
| 90-00049-22 | Screw, Sems Phi Hd No. 6-32 x 3/16          | 36      | 14        |
| 90-00049-22 | Screw, Sems Phi Pan Hd No. 6-32 x 5/16      | 11      | 10        |
| 90-00049-24 | Screw, Sems Phi Pan Hd No. 6-32 x 3/8       | 36      | 20        |
| 90-00049-24 | Screw, Sems Phi Pan Hd No. 6-32 x 1/2       | 34      | 15        |
| 90-00049-28 | Screw, Sems Phi Flat Hd No. 8-32 x 1/2      | 33      | 3         |
| 90-00049-28 | Screw, Sems Phi Pan Hd No. 8-32 x 3/8       | 11      | 5         |
| 90-00049-32 | Screw, Phi Pan Hd No. 6-32 x 5/8            | 36      | 10        |
| 90-00049-34 | Screw, Sems Phi Pan Hd No. 6-32 x 1/2       | 11      | 49        |
| 90-00049-35 | Screw, Sems Phi Pan Hd No. 6-32 x 3/8       | 47      | 11        |
| 90-00049-36 | Screw, Sems Phi Pan Hd No. 6-32 x 1/2       | 47      | 9         |
| 90-00049-37 | Screw, Sems Phi Pan Hd No. 6-32 x 3/4       | 49      | 6         |
| 90-00049-44 | Screw, Sems Phi Pan Hd No. 4-40 x 5/16      | 36      | 5         |
| 90-00061-27 | Screw, Self-tapping Pan Hd No. 6-19 x 3/8   | 13      | 20        |
| 90-00062-33 | Screw, Self-Tap Phi Hd No. 8 x 1.00 (added) | 6       | 30        |
| 90-00062-69 | Screw, Self-tapping Pan Hd No. 6-19 x 3/16  | 13      | 17        |
| 90-00063-13 | Screw, Self-Tap Phi Hd No. 6 x 1/2 (added)  | 6       | 76        |
| 90-00063-24 | Screw, Self-Tap Phi Hd No. 8 x 1/2 (added)  | 6       | 79        |
| 90-06007-01 | Screw, Phi Pan Hd No. 2-56 x 1.00           | 6       | 14        |
| 90-06009-02 | Screw, Phi Flat Hd No. 4-40 x 1/4           | 14      | 5         |
| 90-06010-01 | Screw, Phi Pan Hd No. 4-40 x 5/16           | 41      | 6         |
| 90-06010-01 | Screw, Phi Pan Hd No. 4-40 x 5/16           | 14      | 6         |
| 90-06010-02 | Screw, Phi Flat Hd No. 4-40 x 1/2           | 3       | 51        |
| 90-06011-01 | Screw, Phi Pan Hd No. 4-40 x 3/8            | 49      | 16        |
| 90-06012-01 | Screw, Phi Pan Hd No. 4-40 x 7/16           | 21      | 13        |
| 90-06020-02 | Screw, Phi Flat Hd No. 6-32 x 1/4           | 50      | 13        |
| 90-06020-02 | Screw, Flat Phi Hd No. 6-32 x 1/4           | 33      | 5         |
| 90-06020-03 | Screw, Phi Truss Hd No. 6-32 x 1/4          | 51      | 2         |
| 90-06021-01 | Screw, Phi Pan Hd No. 6-32 x 5/16           | 41      | 4         |
| 90-06021-01 | Screw, Phi Pan Hd No. 6-32 x 5/16           | 21      | 23        |
| 90-06021-01 | Screw, Mach Pan Phil 6-32 x 5/16            | 21A     | 7         |
| 90-06021-03 | Screw, Phi Truss Hd No. 6-32 x 5/16         | 52      | 20        |
| 90-06023-01 | Screw, Phi Pan Hd No. 6-32 x 7/16 (deleted) | 22      | 4         |
| 90-06024-01 | Screw, Phi Pan Hd No. 6-32 x 1/2            | 50      | 14        |
| 90-06024-01 | Screw, Phi Pan Hd No. 6-32 x 7/16 (added)   | 22      | 4         |
| 90-06024-01 | Screw, Phi Pan Hd No. 6-32 x 1/2            | 11      | 31        |
| 90-06024-01 | Screw, Phi Pan Hd No. 6-32 x 1/2            | 13      | 11        |
| 90-06024-01 | Screw, Phi Pan Hd No. 6-32 x 1/2 (deleted)  | 6       | 68        |
| 90-06024-02 | Screw, Phi Flat Hd No. 6-32 x 1/2           | 18      | 9         |
| 90-06025-01 | Screw, Phi Pan Hd No. 6-32 x 5/8            | 55      | 4         |
| 90-06025-01 | Screw, Phi Pan Hd No. 6-32 x 5/8            | 24      | 7         |
| 90-06025-01 | Screw, Phi Pan Hd No. 6-32 x 5/8 (added)    | 6       | 68        |
| 90-06028-01 | Screw, Phi Pan Hd No. 6-32 x 1.00           | 19      | 3         |
| 90-06037-02 | Screw, Phi Flat Hd No. 8-32 x 3/8           | 6       | 81        |
| 90-06037-03 | Screw, Truss Phi Hd No. 8-32 x 3/8 (added)  | 23      | Not Shown |
| 90-06039-01 | Screw, Phi Pan Hd No. 8-32 x 1/2 (added)    | 12      | 5         |
| 90-06040-03 | Screw, Phi Truss Hd No. 8-32 x 5/8          | 6       | 66        |
| 90-06042-02 | Screw, Phi Flat Hd No. 8-32 x 1             | 28      | 5         |
| 90-06056-01 | Screw, Hex Hd No. 1/4-20 x 1/2              | 31      | 10        |
| 90-06056-01 | Screw, Phi Pan Hd No. 1/4-20 x 1/2          | 11      | 19        |

\*\*\*NOTE\*\*\*

When the description includes "added" or "deleted", ALWAYS refer to the figure parts list for the latest related part description.

VAX8700/8800 SYSTEM SORT BY DEC PART NUMBER

| PART NO.    | DESCRIPTION                                    | FIG NO. | ITEM NO.  |
|-------------|--|---------|-----------|
| 90-06057-02 | Screw, Phi Flat Hd No. 1/4-20 x 5/8            | 13      | 22        |
| 90-06071-01 | Screw, Phi Pan Hd No. 10-32 x 3/8              | 11      | 52        |
| 90-06071-01 | Screw, Phi Pan Hd No. 10-32 x 3/8              | 21      | 21        |
| 90-06072-01 | Screw, Phi Pan Hd No. 10-32 x 7/16             | 6       | 47        |
| 90-06073-02 | Screw, Phi Flat Hd No. 10-32 x 1/2             | 5       | 27        |
| 90-06073-02 | Screw, Phi Flat Hd No. 10-32 x 5/8             | 3       | 19        |
| 90-06074-01 | Screw, Phi Pan Hd No. 10-32 x 3/8              | 11      | 76        |
| 90-06075-03 | Screw, Phi Truss Hd No. 10-32 x 3/4            | 33      | Not Shown |
| 90-06077-01 | Screw, Phi Pan Hd No. 10-32 x 1                | 23      | 12        |
| 90-06241-09 | Screw, Hex Hd No. 1/4-20 x 1/2                 | 15      | 20        |
| 90-06242-09 | Screw, Hex Hd No. 1/4-20 x 1/2                 | 3       | 55        |
| 90-06243-09 | Screw, Mach Hex Hd No. 1/4-20 x 5/8            | 13      | 8         |
| 90-06243-09 | Screw, Hex Hd No. 1/4-20 x 3/4                 | 6       | 42        |
| 90-06243-09 | Screw, Hex Hd No. 1/4-20 x 3/4                 | 3       | 58        |
| 90-06295-09 | Screw, Hex Hd No. 1/4-20 x 1/2                 | 20      | 5         |
| 90-06293-10 | Screw, Mach Hex Hd No. 5/16-18 x 3/4           | 3       | 9         |
| 90-06453-00 | Screw, Socket Hd No. 6-32 x 3/8                | 52      | 42        |
| 90-06505-00 | Screw, Sems Hex Hd No. 6-32 x 1/2              | 3       | 42        |
| 90-06518-00 | Rivet, Blind Dome                              | 38      | 17        |
| 90-06518-00 | Pin, Roll                                      | 57      | 10        |
| 90-06555-00 | Nut, Hex No. 2-56                              | 6       | 15        |
| 90-06557-00 | Nut, Hex No. 4                                 | 49      | 15        |
| 90-06557-00 | Nut, Hex No. 4                                 | 41      | 5         |
| 90-06557-00 | Nut, Kep No. 4-40 x 1/4                        | 6       | 26        |
| 90-06557-00 | Nut, Kep No. 4-40 (deleted)                    | 6       | 26        |
| 90-06557-00 | Nut, Kep No. 6-32                              | 29      | 8         |
| 90-06560-00 | Nut, Kep No. 6-32                              | 36      | 12        |
| 90-06560-00 | Nut, Kep No. 6-32                              | 22      | 6         |
| 90-06560-00 | Nut, Kep No. 6-32                              | 11      | 57        |
| 90-06560-00 | Nut, Kep No. 6-32                              | 11      | 57        |
| 90-06563-00 | Nut, Hex Ext Tooth Lockwasher No. 8-32 (added) | 23      | Not Shown |
| 90-06563-00 | Nut, Kep No. 8-32                              | 33      | 8         |
| 90-06563-00 | Nut, Kep No. 8-32                              | 28      | 7         |
| 90-06563-00 | Nut, Kep No. 8-32                              | 21      | 6         |
| 90-06563-00 | Nut, Kep No. 8-32                              | 21      | 6         |
| 90-06563-00 | Nut, Hex Ext Tooth Lockwasher No. 8-32 x 11/32 | 21C     | 6         |
| 90-06565-00 | Nut, Hex No. 10                                | 49      | 12        |
| 90-06565-00 | Nut, Kep No. 10-32                             | 34      | 7         |
| 90-06565-00 | Nut, Kep No. 10-32                             | 30      | 6         |
| 90-06565-00 | Nut, Kep No. 10-32                             | 38      | 6         |
| 90-06565-00 | Nut, Kep No. 10-32                             | 23      | 13        |
| 90-06565-00 | Nut, Kep No. 10-32 (added)                     | 23      | 13        |
| 90-06565-00 | Nut, Kep No. 10-32                             | 27      | Not Shown |
| 90-06565-00 | Nut, Kep No. 10-32                             | 27      | 24        |
| 90-06565-00 | Nut, Kep No. 10-32                             | 11      | 22        |
| 90-06565-00 | Nut, Kep No. 10-32                             | 14      | 10        |
| 90-06565-00 | Nut, Kep No. 10-32                             | 7       | 10        |
| 90-06565-00 | Nut, Kep                                       | 8       | 7         |
| 90-06565-00 | Nut, Kep                                       | 9       | 9         |
| 90-06565-00 | Nut, Kep No. 10-32                             | 9       | 5         |
| 90-06565-00 | Nut, Hex Ext Tooth Lockwasher No. 10-32 x 3/8  | 21B     | 5         |
| 90-06565-00 | Nut, Hex Ext Tooth Lockwasher No. 10-32 x 3/8  | 21B     | 6         |
| 90-06565-00 | Nut, Kep No. 10-32                             | 21      | 8         |
| 90-06565-00 | Nut, Kep No. 10-32                             | 10      | 5         |
| 90-06565-00 | Nut, Kep No. 10-32                             | 6       | 5         |
| 90-06565-00 | Nut, Kep No. 10-32                             | 5       | 48        |
| 90-06565-00 | Nut, Kep No. 10-32                             | 5       | 20        |
| 90-06610-00 | Nut, Relock No. 10-32                          | 34      | 8         |
| 90-06633-00 | Washer, Internal Tooth Lock                    | 22      | 8         |
| 90-06634-00 | Washer, Int Lock                               | 44      | 4         |
| 90-06635-00 | Washer, Internal Lock                          | 21D     | 10        |

\*\*\*NOTE\*\*\*

When the description includes "added" or "deleted", ALWAYS refer to the figure parts list for the latest related part description.

VAX8700/8800 SYSTEM SORT BY DEC PART NUMBER

| PART NO.    | DESCRIPTION                         | FIG NO. | ITEM NO.  |
|-------------|-------------------------------------|---------|-----------|
| 90-06646-00 | Washer, Flat                        | 31      | 15        |
| 90-06653-00 | Washer, Flat                        | 11      | 51        |
| 90-06655-00 | Washer, Flat                        | 27      | 15        |
| 90-06656-00 | Washer, Flat                        | 52      | 19        |
| 90-06656-00 | Washer, Flat No. 6                  | 50      | 4         |
| 90-06656-00 | Washer, Flat                        | 51      | 5         |
| 90-06656-00 | Washer, Flat No. 6                  | 31      | 4         |
| 90-06656-00 | Washer, Flat                        | 40      | 6         |
| 90-06656-00 | Washer, Flat                        | 27      | 10        |
| 90-06656-00 | Washer, Flat                        | 37      | 15        |
| 90-06656-00 | Washer, Flat                        | 18      | 13        |
| 90-06656-00 | Washer, Flat No. 6                  | 21      | 16        |
| 90-06659-00 | Washer, Flat No. 6                  | 55      | 2         |
| 90-06659-00 | Washer, Flat No. 6                  | 36      | 11        |
| 90-06659-00 | Washer, Flat No. 6                  | 24      | 5         |
| 90-06659-00 | Washer, Flat                        | 22      | 5         |
| 90-06659-00 | Washer, Flat No. 6                  | 29      | 6         |
| 90-06659-00 | Washer, Flat No. 6                  | 31      | 21        |
| 90-06659-00 | Washer, Flat No. 6                  | 40      | 8         |
| 90-06659-00 | Washer, Flat                        | 3       | 38        |
| 90-06659-00 | Washer, Flat No. 6                  | 6       | 45        |
| 90-06660-00 | Washer, Flat (added)                | 23      | Not Shown |
| 90-06660-00 | Washer, Flat No. 8                  | 28      | 6         |
| 90-06660-00 | Washer, Flat                        | 33      | 15        |
| 90-06660-00 | Washer, Flat                        | 21C     | 7         |
| 90-06660-00 | Washer, Flat                        | 13      | 6         |
| 90-06660-00 | Washer, Flat                        | 21      | 5         |
| 90-06661-00 | Washer, Flat                        | 11      | 6         |
| 90-06662-00 | Washer, Flat                        | 6       | 78        |
| 90-06664-00 | Washer, Flat No. 10                 | 30      | 5         |
| 90-06664-00 | Washer, Flat                        | 11      | 21        |
| 90-06664-00 | Washer, Flat                        | 9       | 4         |
| 90-06664-00 | Washer, Flat                        | 10      | 4         |
| 90-06664-00 | Washer, Flat No. 10                 | 7       | 6         |
| 90-06664-00 | Washer, Flat                        | 8       | 8         |
| 90-06664-00 | Washer, Flat                        | 5       | 19        |
| 90-06664-00 | Washer, Flat                        | 3       | 13        |
| 90-06664-00 | Washer, Flat                        | 6       | 77        |
| 90-06686-00 | Washer, Split Lock No. 2-56         | 6       | 22        |
| 90-06688-00 | Washer, Split Lock No. 4            | 21      | 14        |
| 90-06692-00 | Washer, Helical                     | 20      | 4         |
| 90-06707-00 | Washer, Flat Nylon                  | 44      | 14        |
| 90-06707-00 | Washer, Flat Nylon                  | 29      | 10        |
| 90-06724-00 | Washer, External Tooth Lock No. 1/4 | 3       | 59        |
| 90-06818-00 | Spacer, Hex                         | 3       | 33        |
| 90-06862-00 | Spacer, Threaded Hex                | 39      | 3         |
| 90-07-35-00 | Grommet                             | 12      | 21        |
| 90-07017-00 | Grommet                             | 36      | 15        |
| 90-07031-00 | Tie, Cable                          | 49      | 18        |
| 90-07031-00 | Tie, Cable                          | 47      | 6         |
| 90-07031-00 | Tie, Cable                          | 26      | 5         |
| 90-07031-00 | Tie, Cable                          | 24      | 4         |

\*\*\*NOTE\*\*\*

When the description includes "added" or "deleted", ALWAYS refer to the figure parts list for the latest related part description.

VAX8700/8800 SYSTEM SORT BY DEC PART NUMBER

| PART NO.    | DESCRIPTION                        | FIG NO. | ITEM NO.  |
|-------------|------------------------------------|---------|-----------|
| 90-07031-00 | Tie, Cable                         | 21B     | 9         |
| 90-07031-00 | Tie, Cable                         | 21      | 27        |
| 90-07031-00 | Tie, Cable                         | 12      | 1         |
| 90-07031-00 | Tie, Cable                         | 3       | 20        |
| 90-07031-01 | Tie, Cable                         | 21D     | 11        |
| 90-07032-00 | Tie, Cable                         | 35      | 15        |
| 90-07032-00 | Tie, Cable                         | 27      | 19        |
| 90-07032-00 | Tie, Cable (added)                 | 6       | 84        |
| 90-07035-00 | Grommet, Caterpillar               | 31      | 12        |
| 90-07035-00 | Grommet, Caterpillar               | 31      | 14        |
| 90-07035-00 | Grommet                            | 37      | 6         |
| 90-07035-00 | Grommet, Caterpillar               | 25      | 11        |
| 90-07035-00 | Grommet, Caterpillar               | 18      | 13        |
| 90-07038-00 | Grommet (deleted)                  | 6       | 55        |
| 90-07081-00 | Clamp, Cable                       | 21      | 29        |
| 90-07083-00 | Cable Clamp, S v Mount             | 33      | 7         |
| 90-07087-00 | Cable Clamp, S Mount               | 36      | 22        |
| 90-07154-00 | Bushing, Strain Relief             | 17      | 3         |
| 90-07622-00 | Grommet, Caterpillar               | 32      | 8         |
| 90-07649-00 | Washer, Ext Tooth Lock No. 6       | 49      | 5         |
| 90-07649-00 | Washer, Ext Tooth Lock No. 6       | 47      | 7         |
| 90-07649-00 | Washer, External Tooth Lock No. 6  | 24      | 6         |
| 90-07649-00 | Washer, Lock                       | 11      | 56        |
| 90-07649-00 | Washer, Lock                       | 21A     | 8         |
| 90-07649-00 | Washer, External Tooth Lock No.6   | 21      | 24        |
| 90-07651-00 | Washer, Ext Tooth Lock No. 10      | 49      | 11        |
| 90-07651-00 | Washer, External Tooth Lock No. 10 | 14      | 9         |
| 90-07651-00 | Washer, External Tooth Lock        | 21      | 7         |
| 90-07651-00 | Washer, External                   | 21B     | 7         |
| 90-07783-00 | Bushing, Snap                      | 25      | 3         |
| 90-07786-00 | Retainer, U-Nut                    | 33      | Not Shown |
| 90-07786-00 | Nut, Retainer No. 10-32            | 5       | 5         |
| 90-07786-00 | Retainer, U-Nut No. 10-32          | 3       | 75        |
| 90-07786-00 | Nut, Retaining No. 10-32           | 6       | 5         |
| 90-07788-00 | Washer, Split Lock                 | 3       | 15        |
| 90-07793-01 | Screw, Phi Pan Hd No. 6-32 x 1/16  | 21      | 11        |
| 90-07797-00 | Washer, Split Lock No. 1/4         | 13      | 9         |
| 90-07797-00 | Washer, Split Lock                 | 11      | 20        |
| 90-07797-00 | Washer, Split Lock No. 1/4         | 6       | 43        |
| 90-07801-00 | Washer, Lock No. 6                 | 51      | 6         |
| 90-07801-00 | Washer, Helical Split              | 39      | 2         |
| 90-07801-00 | Washer, Helical Split              | 41      | 3         |
| 90-07801-00 | Washer, Split Lock No. 6           | 21      | 10        |
| 90-07801-00 | Washer, Split Lock                 | 11      | 32        |
| 90-07867-00 | Mount, Cable Tie                   | 3       | 22        |
| 90-07867-00 | Mount, Cable Tie                   | 6       | 16        |
| 90-07880-00 | Tie, Cable                         | 56      | 16        |
| 90-07880-00 | Tie, Cable                         | 11      | 77        |
| 90-07880-00 | Tie, Cable                         | 3       | 23        |

\*\*\*NOTE\*\*\*

When the description includes "added" or "deleted", ALWAYS refer to the figure parts list for the latest related part description.

VAX8700/8800 SYSTEM SORT BY DEC PART NUMBER

| PART NO.    | DESCRIPTION                                 | FIG NO. | ITEM NO.  |
|-------------|---|---------|-----------|
| 90-07880-00 | Tie, Cable                                  | 6       | 88        |
| 90-07906-00 | Washer, Split Lock No. 10                   | 33      | Not Shown |
| 90-07906-00 | Washer, Split Lock                          | 11      | 53        |
| 90-07906-00 | Washer, Split Lock No. 10                   | 21      | 20        |
| 90-07928-00 | Terminal Ring                               | 28      | 3         |
| 90-07983-00 | Washer, Flat                                | 3       | 11        |
| 90-08055-00 | Nut, Ela-Stop                               | 56      | 9         |
| 90-08059-00 | Nut, Self-Lock No. 10-32                    | 9       | 8         |
| 90-08059-00 | Nut, Stop No. 10-32                         | 8       | 5         |
| 90-08135-00 | Nut, Kep No. 6                              | 40      | 7         |
| 90-08151-00 | Washer, External Tooth Lock No. 8 (deleted) | 18      | 12        |
| 90-08172-00 | Washer, Flat                                | 51      | 11        |
| 90-08172-00 | Washer, Flat                                | 16      | 3         |
| 90-08185-00 | Nut, Kep No. 6-32                           | 44      | 12        |
| 90-08185-00 | Nut, Hex No. 6-32                           | 47      | 8         |
| 90-08185-00 | Nut, Hex No. 6                              | 49      | 4         |
| 90-08185-00 | Nut, Kep No. 6-32                           | 21      | 25        |
| 90-08185-00 | Nut, Kep No. 6-32                           | 18      | 8         |
| 90-08185-00 | Nut, Hex Ext Tooth Lockwasher 6-32 x 1/4    | 21A     | 9         |
| 90-08203-00 | Nut, Kep No. 1/4-20                         | 15      | 19        |
| 90-08203-00 | Nut, Hex No. 1/4-20                         | 5       | 17        |
| 90-08203-00 | Nut, Kep No. 1/4-20                         | 3       | 17        |
| 90-08209-00 | Strip, Grommet                              | 40      | 12        |
| 90-08212-00 | Screw, Nylon Slotted Hd No. 6-32 x 7/16     | 40      | 9         |
| 90-08212-00 | Screw, Nylon Slotted Hd No. 6-32 x 7/16     | 37      | 18        |
| 90-08228-00 | Tape, Foam                                  | 38      | 12        |
| 90-08257-01 | Foam, Adhesive Back                         | 41      | 9         |
| 90-08264-00 | Mount, Cable Tie                            | 47      | 5         |
| 90-08264-00 | Mount, Cable Tie                            | 56      | 15        |
| 90-08264-00 | Mount, Cable Tie                            | 35      | 14        |
| 90-08264-00 | Mount, Cable Tie                            | 27      | 18        |
| 90-08264-00 | Mount, Cable Tie                            | 21      | 26        |
| 90-08264-00 | Mount, Cable Tie                            | 11      | 11        |
| 90-08415-00 | Washer, Flat                                | 3       | 25        |
| 90-08451-06 | Screwlock, No. 4-40 x 3/16                  | 44      | 13        |
| 90-08451-08 | Screw, Lock No. 4-40 x 3/8                  | 16      | 4         |
| 90-08496-00 | Spacer, Hex No. 4-40 (added)                | 6       | 26        |
| 90-08525-00 | Bumper, Rubber                              | 46      | 8         |
| 90-08527-00 | Fuse, Slo Blo 1/8A, 250V                    | 11      | 14        |
| 90-08841-01 | Standoff, No. 10-32                         | 6       | 51        |
| 90-08853-00 | Connector Plug, Power 120V                  | 28      | 2         |
| 90-08897-00 | Nut, Well No. 1/4-20                        | 33      | 16        |
| 90-08957-00 | Nut, Kep No. 6-32                           | 11      | 50        |
| 90-08978-00 | Washer, Lock                                | 40      | 15        |
| 90-08992-00 | Washer, Flat                                | 50      | 19        |
| 90-09087-00 | Foam, Tape 1/8 in. Single-sided             | 25      | 14        |
| 90-09157-00 | Adhesive, Liquid                            | 40      | 13        |
| 90-09157-00 | Adhesive, Liquid                            | 37      | 7         |
| 90-09165-00 | Clip, Fan Mounting                          | 35      | 11        |
| 90-09228-10 | Screw, Sems Phi Pan Hd No. 10-32 x 3/8      | 32      | 6         |
| 90-09228-10 | Screw, Sems Phi Pan Hd No. 10-32 x 3/8      | 21D     | 6         |
| 90-09228-10 | Screw, Sems Phi Pan Hd No. 10-32 x 3/8      | 27      | 23        |
| 90-09228-10 | Screw, Sems Phi Pan Hd No. 10-32 x 3/8      | 29      | 4         |

\*\*\*NOTE\*\*\*

When the description includes "added" or "deleted", ALWAYS refer to the figure parts list for the latest related part description.

VAX8700/8800 SYSTEM SORT BY DEC PART NUMBER

| PART NO.    | DESCRIPTION                                   | FIG NO. | ITEM NO.  |
|-------------|---|---------|-----------|
| 90-09228-10 | Screw, Sems Phi Pan Hd No. 10-32 x 3/8        | 21B     | 8         |
| 90-09228-10 | Screw, Sems Phi Pan Hd No. 10-32 x 3/8        | 11      | 41        |
| 90-09228-10 | Screw, Sems Phi Pan Hd No. 10-32 x 3/8        | 6       | 39        |
| 90-09255-00 | Label, "Power Supply"                         | 41      | 12        |
| 90-09255-00 | Label, "Power Supply"                         | 38      | Not Shown |
| 90-09255-00 | Label, "Power Supply"                         | 22      | 11        |
| 90-09255-00 | Label, "Power Supply"                         | 40      | Not Shown |
| 90-09255-00 | Label, "Power Supply"                         | 37      | Not Shown |
| 90-09255-00 | Label, "Power Supply"                         | 17      | Not Shown |
| 90-09255-01 | Label, "Power Supply"                         | 21D     | 7         |
| 90-09255-01 | Label, "Power Supply"                         | 21      | Not Shown |
| 90-09255-01 | Label, "Power Supply"                         | 11      | Not Shown |
| 90-09255-03 | Label, "Power Supply/Sub Assembly ID"         | 27      | Not Shown |
| 90-09255-03 | Label, "Power Supply/Sub Assembly ID"         | 28      | Not Shown |
| 90-09255-03 | Label, "Power Supply/Sub Assembly ID"         | 32      | Not Shown |
| 90-09255-03 | Label, "Power Supply/Sub Assemb', ID"         | 31      | Not Shown |
| 90-09273-00 | Ring, Retainer                                | 46      | 7         |
| 90-09282-00 | Screw, Sems Phi Slotted Hd No. 10-32 x 15/16  | 31      | 16        |
| 90-09284-00 | Standoff, Male/Female No. 4-40                | 36      | 4         |
| 90-09300-01 | Nut, Fastener No. 6-32 (replaces 90-06584-03) | 18      | 8         |
| 90-09329-01 | Screw, Pan Phi Hd No. 20 x 1/4 (added)        | 23      | Not Shown |
| 90-09329-01 | Screw, Phi Pan Hd No. 1/4-20 x 1.0            | 33      | 17        |
| 90-09330-01 | Screw, Phi Pan Hd No. 6-32 x 1/4              | 22      | 7         |
| 90-09532-00 | Label, "Cable Identification"                 | 26      | 6         |
| 90-09544-00 | Foam  | 6       | 18        |
| 90-09545-00 | Screw, Sems Phi Pan Hd No. 8-32 x 1/4         | 30      | 4         |
| 90-09545-01 | Screw, Sems Phi Pan Hd No. 8-32 x 1/2         | 13      | 7         |
| 90-09545-01 | Screw, Sems Phi Pan Hd No. 8-32 x 1/2         | 6       | 34        |
| 90-09567-00 | Bumper  | 3       | 47        |
| 90-09580-00 | Ring, External Retaining                      | 52      | 7         |
| 90-09595-00 | Rivet   | 3       | 26        |
| 90-09617-00 | Tie, Cable                                    | 56      | 17        |
| 90-09617-00 | Tie, Cable                                    | 3       | 49        |
| 90-09642-00 | Screw, Sems Phi Pan Hd No. 8-32 x 1/4         | 6       | 83        |
| 90-09643-02 | Screw, Sems Phi Pan Hd No. 4-40 x 1/4         | 34      | 10        |
| 90-09643-02 | Screw, Sems Phi Pan Hd No. 4-40 x 1/4         | 27      | 14        |
| 90-09643-02 | Screw, Sems Phi Pan Hd No. 4-40 x 3/8         | 3       | 67        |
| 90-09643-03 | Screw, Sems Phi Pan Hd No. 4-40 x 5/16        | 16      | 5         |
| 90-09682-00 | Screw, Hex Hd No. 8-32 x 5/16 (deleted)       | 18      | 11        |
| 90-09700-00 | Screw, Sems Truss Hd No. 10-32 x 1/2          | 6       | 4         |
| 90-09701-00 | Screw, Sems Phi Pan Hd No. 6-32 x 5/16        | 31      | 5         |
| 90-09701-00 | Screw, Sems Phi Pan Hd No. 6-32 x 5/16        | 29      | 7         |
| 90-09701-00 | Screw, Phi Pan Hd No. 6-32 x 5/16             | 23      | 4         |
| 90-09701-00 | Screw, Phi Pan Hd No. 6-32 x 5/16             | 12      | 3         |
| 90-09701-00 | Screw, Sems Phi Pan Hd No. 6-32 x 5/16        | 21      | 3         |
| 90-09701-00 | Screw, Sems Phi Hd No. 6-32 x 5/16            | 17      | 7         |
| 90-09701-00 | Screw, Sems Pan Phi Hd No. 6-32 x 5/16        | 21C     | 5         |
| 90-09701-00 | Screw, Sems Phi Pan Hd No. 6-32 x 5/16        | 6       | 64        |
| 90-09708-00 | Screw, Phi Pan Hd No. 6-32 x 5/16             | 45      | 3         |
| 90-09708-00 | Screw, Phi Pan Hd No. 6-32 x 3/8              | 44      | 8         |
| 90-09708-00 | Screw, Phi Pan Hd No. 6-32 x 5/16             | 50      | 3         |
| 90-09718-00 | Grommet, Strip                                | 33      | 14        |
| 90-09718-02 | Grommet                                       | 3       | 66        |

\*\*\*NOTE\*\*\*

When the description includes "added" or "deleted", ALWAYS refer to the figure parts list for the latest related part description.

VAX8700/8800 SYSTEM SORT BY DEC PART NUMBER

| PART NO.    | DESCRIPTION  | FIG NO. | ITEM NO. |
|-------------|--|---------|----------|
| 90-09718-04 | Grommet  | 34      | 13       |
| 90-09730-00 | Screw, Nylok, Flat Hd No. 6-32 x 5/16              | 37      | 11       |
| 90-09730-00 | Screw, Nylok, Flat Hd No. 6-32 x 5/16              | 38      | 10       |
| 90-09771-03 | Clamp, Cable                                       | 25      | 18       |
| 90-09775-01 | Washer, Flat                                       | 46      | 5        |
| 90-09800-02 | Screw, Phi Pan Hd No. 6-19 x 1/4 Self-Tap          | 56      | 10       |
| 90-09800-02 | Screw, Plastic Phi Pan Hd No. 6-19 x 3/8           | 13      | 16       |
| 90-09800-05 | Screw, Self-Tap Phi Pan Hd No. 4-20 x 3/8          | 40      | 3        |
| 90-09800-08 | Screw, Self-Tap Phi Pan Hd No. 8-16 x 1/2          | 38      | 18       |
| 90-09800-18 | Screw, Self-Tap Phi Hd No. 6 x 1.00 (added)        | 6       | 28       |
| 90-09800-23 | Screw, Plastic Phi Pan Hd No. 6-32 x 3/8 (deleted) | 6       | 28       |
| 90-09817-04 | Grommet (deleted)                                  | 6       | 49       |
| 90-09865-01 | Nut, Push Round                                    | 43      | 9        |
| 90-09882-00 | Washer, Internal Tooth Lock No. 6                  | 50      | 11       |
| 90-09882-00 | Washer, Lock                                       | 37      | 16       |
| 90-09937-00 | Washer, Flat                                       | 3       | 16       |
| 90-09950-01 | Washer, Flat No. 10                                | 40      | 16       |
| 90-09984-00 | Screw, Sems Phi Pan Hd No. 6-32 x 3/8              | 37      | 5        |
| 90-09984-00 | Screw, Sems Phi Pan Hd No. 6-32 x 7/16             | 23      | 8        |
| 90-09984-00 | Screw, Sems Phi Pan Hd No. 6-32 x 3/8              | 12      | 19       |
| 90-09984-00 | Screw, Sems Phi Pan Hd No. 6-32 x 3/8 (deleted)    | 6       | 76       |
| 90-09984-02 | Screw, Sems Pan Phi Hd No. 6-32 x 7/16             | 21D     | 5        |
| 90-09984-02 | Screw, Sems Phi Pan Hd No. 6-32 x 7/16             | 27      | 11       |
| 90-09984-02 | Screw, Phi Pan Hd No. 6-32 x 7/16                  | 31      | 22       |
| 90-09984-02 | Screw, Phi Pan Hd No. 6-32 x 7/16                  | 32      | 5        |
| 90-09984-02 | Screw, Sems Pan Phi Hd No. 6-32 x 7/16             | 21C     | 8        |
| 90-09984-07 | Screw, Sems Pan Phi Hd No. 6-32 x 5/16             | 21B     | 5        |
| 90-09984-07 | Screw, Sems Phi Pan Hd No. 6-32 x 5/16             | 21A     | 3        |
| 90-09984-11 | Screw, Sems Phi Pan Hd No. 8-32 x 1/2 (deleted)    | 6       | 79       |
| 90-09988-00 | Screw, Sems Hex Hd No. 1/4-20 x 1/2                | 31      | 23       |
| 90-09988-00 | Screw, Hex Hd No. 1/4-20 x 1/2                     | 3       | 63       |
| 90-09988-00 | Screw, Sems Hex Hd No. 1/4-20 x 1/2                | 3       | 10       |
| 90-09988-05 | Screw, Sems Hex Hd No. 10-32 x 1/2                 | 15      | 18       |
| 90-09988-05 | Screw, Sems Hex Hd No. 10-32 x 1/2                 | 5       | 6        |
| 90-09988-05 | Screw, Sems Hex Hd No. 10-32 x 1/2                 | 3       | 7        |
| 90-09988-08 | Screw, Sems Hex Hd No. 8-32 x 3/8                  | 35      | 10       |
| 90-09988-08 | Screw, Sems Hex Hd No. 8-32 x 3/8                  | 34      | 12       |
| 90-09988-14 | Screw, Hex Hd No. 1/4-20 x 1.0 (added)             | 3       | 85       |
| 90-09989-00 | Screw, Phi Pan Hd No. 6-32 x 3/8                   | 40      | 20       |
| 90-09991-00 | Nut, Kep No. 6-32                                  | 17      | 9        |
| 90-10003-01 | Rivet (deleted)                                    | 15      | 10       |
| 90-10006-00 | Tie, Cable   | 40      | 21       |
| 90-10006-00 | Tie, Cable   | 31      | 13       |
| 90-10089-00 | Screw, Phi Pan Hd No. 4-40 x 5/16                  | 59      | 4        |
| 90-10089-03 | Screw, Phi Pan Hd No. 6-32 x 1/2                   | 44      | 16       |
| 90-10107-00 | Card Guide, Fan Tray                               | 25      | 2        |
| 90-10109-00 | Screw, Sems Phi Pan Hd No. 6-32 x 5/8              | 35      | 6        |
| 90-10109-00 | Screw, Sems Phi Pan Hd No. 6-32 x 5/8              | 6       | 44       |
| 90-10115-00 | Nut, Well No. 6-32                                 | 6       | 46       |

\*\*\*NOTE\*\*\*

When the description includes "added" or "deleted", ALWAYS refer to the figure parts list for the latest related part description.

VAX8700/8800 SYSTEM SORT BY DEC PART NUMBER

| PART NO.    | DESCRIPTION  | FIG NO. | ITEM NO. |
|-------------|--|---------|----------|
| 90-10118-00 | Screw, Phi Flat Hd No. 8-32 x 5/16                             | 25      | 13       |
| 90-10120-00 | Screw, Phi Flat Hd No. 6-32 x 3/16                             | 23      | 9        |
| 90-10128-00 | Screw, Self-Tap Phi Pan Hd No. 4-40 x 1/4                      | 37      | 10       |
| 90-10141-01 | Screw, Phi Pan Hd No. 7-16 x 5/16                              | 44      | 5        |
| 90-10148-01 | Screw, Phi Truss Hd No. 6-32 x 5/16                            | 37      | 8        |
| 90-10148-01 | Screw, Phi Truss Hd No. 6-32 x 5/16                            | 38      | 11       |
| 90-10148-01 | Screw, Phi Truss Hd No. 6-32 x 5/16                            | 40      | 18       |
| 90-10155-00 | Screw, Sems Phi Pan Hd No. 6-32 x 5/16                         | 49      | 17       |
| 90-10155-00 | Screw, Sems Phi Pan Hd No. 6-32 x 5/16                         | 27      | 16       |
| 90-10158-04 | Screw, Flat Hd Phi No. 6-32 x 3/8                              | 57      | 8        |
| 90-10174-00 | Screw, Sems Phi Pan Hd No. 6-32 x 1/4                          | 27      | 21       |
| 90-10174-00 | Screw, Sems Phi Pan Hd No. 6-32 x 3/8                          | 30      | 9        |
| 90-10174-00 | Screw, Sems Phi Pan Hd No. 6-32 x 3/8                          | 31      | 17       |
| 90-10174-00 | Screw, Sems Phi Hd No. 6-32 x 1/4                              | 33      | 13       |
| 90-10174-00 | Screw, Sems Phi Pan Hd No. 6-32 x 1/4                          | 14      | 13       |
| 90-10174-00 | Screw, Sems Phi Pan Hd No. 6-32 x 1/4                          | 6       | 75       |
| 90-10174-01 | Screw, Sems Phi Pan Hd No. 8-32 x 3/8                          | 38      | 21       |
| 90-10174-01 | Screw, Sems Phi Pan Hd No. 6-32 x 1/4                          | 30      | 10       |
| 90-10174-01 | Screw, Sems Phi Hd No. 8-32 x 3/8                              | 35      | 4        |
| 90-10174-01 | Screw, Sems Phi Pan Hd No. 8-32 x 5/16                         | 32      | 7        |
| 90-10174-01 | Screw, Sems Phi Pan Hd No. 8-32 x 3/8                          | 37      | 12       |
| 90-10174-01 | Screw, Sems Phi Pan Hd No. 8-32 x 1/4                          | 3       | 46       |
| 90-10174-02 | Screw, Sems Phi Pan Hd No. 8-32 x 3/8 (deleted)                | 6       | 30       |
| 90-10174-02 | Screw, Sems Phi Hd No. 8-32 x 5/8 (added)                      | 3       | 37       |
| 90-10228-00 | Rivet, Accordion   | 29      | 9        |
| 90-10228-00 | Rivet  | 21      | 19       |
| 90-10228-00 | Rivet, Accordion   | 21A     | 4        |
| 90-10245-01 | Screw, Washer Pan Hd No. 6-32 x 1/2                            | 47      | 10       |
| 90-10299-00 | Grommet  | 35      | 12       |
| 90-10318-02 | Ring, Retaining (Not Shown)                                    | 42      | 13       |
| 90-10359-02 | Rivet (added)  | 15      | 10       |
| 90-10359-02 | Rivet  | 6       | 58       |
| 90-10376-02 | Screw, Phi Hd Self-Tap No. 6-20 x 1/4                          | 48      | 11       |
| 90-10379-02 | Screw, Button Cap Hex No. 4-40 x 3/8                           | 51      | 12       |
| 90-10388-01 | Screw, Slotted Hex Hd No. 6-32 x 5/16                          | 59      | 8        |
| 90-10388-01 | Clip, "U" (deleted)  | 59      | 3        |
| 90-10421-01 | Screw, Phi Pan Hd No. 2-56 x 1/4                               | 57      | 7        |
| 90-10435-01 | Rivet  | 48      | 10       |
| 90-10440-01 | Washer, Spring   | 8       | 3        |
| 90-10440-01 | Washer, Crescent Spring  | 9       | 7        |
| 90-10564-01 | Fastner, Panel   | 13      | 18       |
| 90-10564-01 | Fastner, Triangle Crown Panel                                  | 6       | 21       |
| 90-10642-01 | Screw, Phi Truss Hd No. 1/4-20 x 1/2                           | 6       | 12       |
| 90-10717-02 | Screw, Phi Pan Hd No. 8-32 x 5/8 (deleted)                     | 12      | 5        |
| 90-10717-03 | Screw, Machine Pan Hd No. 8-32 x 1/2<br>(replaces 90-10717-02) | 18      | 7        |
| 91-07880-01 | Jumper Assembly, Lamp  | 11      | 74       |
| 99-07690-01 | Envelope   | 3       | 56       |

\*\*\*NOTE\*\*\*

When the description includes "added" or "deleted", ALWAYS refer to the figure parts list for the latest related part description.

VAX8700/8800 SYSTEM SORT BY DEC PART NUMBER

| PART NO.    | DESCRIPTION                                 | FIG NO. | ITEM NO.  |
|-------------|---|---------|-----------|
| BA11-AW     | BA11-A UNIT ASSEMBLY                        | 23      | N/A       |
| BA11-AW     | BA11-A UNIT ASSEMBLY                        | 2       | 3         |
| BA50-A      | ENCLOSURE ASSEMBLY, SYSTEM UNIT             | 45      | N/A       |
| BA50-A      | ENCLOSURE ASSEMBLY, SYSTEM UNIT             | 43      | 1         |
| BT-ZMAAD-C3 | Kit, Customer Console (Not Shown)           | 42      | 8         |
| CIBCI-M     | Module Set, CIBCI                           | 1       | Not Shown |
| CIBCI-M     | Module Set, CIBCI                           | 1A      | Not Shown |
| DB88-AA     | Module Kit, BI Channel                      | 4       | Not Shown |
| DD11-DK     | Harness Assembly, Power                     | 2       | Not Shown |
| F1013-00    | Module, NMI Load                            | 4       | Not Shown |
| H7060-A     | Power Assembly, Control & Start-up          | 5       | 2         |
| H7061-A     | Module, Interface Logic                     | 5       | 15        |
| H7062-A     | Translator Assembly, N Box                  | 5       | 3         |
| H7170-A     | AC INPUT ASSEMBLY (Modified Design)         | 21A     | N/A       |
| H7170-A     | AC INPUT ASSEMBLY (Original Design)         | 21      | N/A       |
| H7170-A     | AC INPUT ASSEMBLY (Modified Design)         | 5       | 4A        |
| H7170-A     | AC INPUT ASSEMBLY (Original Design)         | 5       | 4         |
| H7180-A     | Power Supply, H7180 5 @ 200A Module         | 4       | 3         |
| H7186-A     | Power Supply, H7186 +/-5V @ 85A Module      | 4       | 5         |
| H7187-A     | Power Supply, H7187 +/-2.5V Module          | 4       | 4         |
| H7188-AB    | EMM Assembly, H7188                         | 4       | 2         |
| H7189-A     | Power Module, H7189 BIP                     | 4       | 6         |
| H7200-00    | MODULE ASSEMBLY, 5 VOLT POWER               | 40      | N/A       |
| H7200-00    | MODULE ASSEMBLY, 5 VOLT POWER               | 37      | 4         |
| H7202-D     | POWER SUPPLY, H7202                         | 37      | N/A       |
| H7202-D     | POWER SUPPLY, H7202                         | 35      | 1         |
| H7203-A     | POWER SUPPLY ASSEMBLY (5V, 100A)            | 29      | 2         |
| H7203-A     | POWER SUPPLY ASSEMBLY (5V, 100A)            | 31      | N/A       |
| H7204-8A    | POWER SUPPLY ASSEMBLY                       | 27      | N/A       |
| H7204-8A    | POWER SUPPLY ASSEMBLY                       | 23      | 2         |
| H7211-00    | MODULE ASSEMBLY, COMMUNICATION POWER        | 39      | N/A       |
| H7211-00    | MODULE ASSEMBLY, COMMUNICATION POWER        | 37      | 3         |
| H7216-00    | Module Assembly                             | 37      | 2         |
| H7216-A     | Switcher Module Assembly, 12V 3A            | 27      | 3         |
| H7217-00    | Communication Regulator, +15V 5A            | 27      | 5         |
| H7231-M     | BATTERY BACK-UP UNIT ASSEMBLY (added)       | 1A      | 4         |
| H7862-C     | POWER SUPPLY ASSEMBLY, H7862                | 43      | 3         |
| H7862-C     | POWER SUPPLY ASSEMBLY, H7862 (120/220/240V) | 47      | N/A       |
| H9400-AA    | CAGE ASSEMBLY, CARD (deleted)               | 19      | N/A       |
| H9400-AA    | CAGE ASSEMBLY, CARD (deleted)               | 6       | 38        |
| H9400-AB    | CAGE ASSEMBLY, CARD (deleted)               | 19      | N/A       |
| H9400-AB    | CAGE ASSEMBLY, CARD (deleted)               | 6       | 38        |
| H9400-AG    | CAGE ASSEMBLY, CARD (added)                 | 19      | N/A       |
| H9400-AG    | CAGE ASSEMBLY, CARD (added)                 | 6       | 38        |
| H9400-AH    | CAGE ASSEMBLY, CARD (added)                 | 19      | N/A       |
| H9400-AH    | CAGE ASSEMBLY, CARD (added)                 | 6       | 38        |
| H9562-EA    | CABINET ASSEMBLY, FRONT END (60HZ)          | 2       | N/A       |
| H9652-EA    | CABINET ASSEMBLY, FRONT END (60HZ)          | 1A      | 1         |

\*\*\*NOTE\*\*\*

When the description includes "added" or "deleted", ALWAYS refer to the figure parts list for the latest related part description.

VAX8700/8800 SYSTEM SORT BY DEC PART NUMBER

| PART NO. | DESCRIPTION                              | FIG NO. | ITEM NO.  |
|----------|--|---------|-----------|
| H9652-EA | CABINET ASSEMBLY, FRONT END (60HZ)       | 1       | 1         |
| H9652-EB | CABINET ASSEMBLY, FRONT END (50HZ)       | 1A      | 1         |
| H9652-EB | CABINET ASSEMBLY, FRONT END (50HZ)       | 1       | 1         |
| H9652-EB | CABINET ASSEMBLY, FRONT END (50HZ)       | 2       | N/A       |
| H9652-EE | CABINET ASSEMBLY, FRONT END (60HZ)       | 2       | N/A       |
| H9652-EE | CABINET ASSEMBLY, FRONT END (60HZ)       | 1A      | 1         |
| H9652-EE | CABINET ASSEMBLY, FRONT END (60HZ)       | 1       | 1         |
| H9652-EF | CABINET ASSEMBLY, FRONT END (50HZ)       | 1A      | 1         |
| H9652-EF | CABINET ASSEMBLY, FRONT END (50HZ)       | 1       | 1         |
| H9652-EF | CABINET ASSEMBLY, FRONT END (50HZ)       | 2       | N/A       |
| H9652-EH | CABINET ASSEMBLY, FRONT END (60HZ)       | 1A      | 1         |
| H9652-EH | CABINET ASSEMBLY, FRONT END (60HZ)       | 2       | N/A       |
| H9652-EH | CABINET ASSEMBLY, FRONT END (60HZ)       | 1       | 1         |
| H9652-EJ | CABINET ASSEMBLY, FRONT END (50HZ)       | 1A      | 1         |
| H9652-EJ | CABINET ASSEMBLY, FRONT END (50HZ)       | 2       | N/A       |
| H9652-EJ | CABINET ASSEMBLY, FRONT END (50HZ)       | 1       | 1         |
| KA88-AA  | Module Set, CPU W/Memory Controller      | 4       | 7         |
| KA88-AB  | Module Set, CPU W/O Memory Controller    | 4       | 7         |
| KDJ11-CA | MOTHER BOARD ASSEMBLY, SYSTEM UNIT       | 44      | N/A       |
| KDJ11-CA | MOTHER BOARD ASSEMBLY, SYSTEM UNIT       | 43      | 2         |
| L0100-00 | Module, ILI (CI Link Interface Module)   | 34      | Not Shown |
| L0101-00 | Module, IPB (CI Control Store Module)    | 34      | Not Shown |
| L0400-00 | Module, CDP (CI750 Data Path Module)     | 34      | Not Shown |
| LK201-AA | KEYBOARD ASSEMBLY, LK201 (w/USA Keycaps) | 58      | N/A       |
| LK201-AA | KEYBOARD ASSEMBLY, LK201                 | 42      | 3         |
| M7166-00 | Module, BI Bus to Unibus                 | 2       | Not Shown |
| M9049-00 | Module, ELEM Power Supply Load           | 23      | Not Shown |
| M9313-00 | Module, Unibus Exercizer/Terminator      | 2       | Not Shown |
| MS88-AA  | Module, 4 MB Memory (deleted)            | 4       | Not Shown |
| MSC11-B  | Module, 512KB RAM Daughter (Not Shown)   | 42      | 9         |
| N/A      | 8700 KERNEL SYSTEM                       | 1       | N/A       |
| N/A      | 8800 KERNEL SYSTEM                       | 1A      | N/A       |
| PC380-AA | PC380 UNIT ASSEMBLY                      | 43      | N/A       |
| PC380-AA | PC380 UNIT ASSEMBLY                      | 42      | 1         |
| PC38N-AA | CONSOLE SUBSYSTEM, PC380                 | 42      | N/A       |
| PC38N-AA | CONSOLE SUBSYSTEM, PC380                 | 1       | 3         |
| PC38N-AA | CONSOLE SUBSYSTEM, PC380                 | 1A      | 3         |
| RD52-A   | DISK DRIVE ASSEMBLY, RD52                | 42      | 4         |
| RD52-A   | DISK DRIVE ASSEMBLY, RD52                | 60      | N/A       |
| RX50-AA  | DISKETTE DRIVE, RX50 DUAL                | 43      | 4         |
| RX50-AA  | DISKETTE DRIVE, RX50 DUAL                | 50      | N/A       |
| T1010-00 | Module, BI Unibus Adapter                | 1A      | Not Shown |
| T1010-00 | Module, BI Unibus Adapter                | 1       | Not Shown |
| VR201-B  | MONITOR ASSEMBLY, VR201                  | 55      | N/A       |
| VR201-B  | MONITOR ASSEMBLY, VR201                  | 42      | 2         |
| VT2XX-AA | Stand, System                            | 42      | 5         |

\*\*\*NOTE\*\*\*

When the description includes "added" or "deleted", ALWAYS refer to the figure parts list for the latest related part description.

VAX8700/8800 SYSTEM SORT BY DEC PART DESCRIPTION

| DESCRIPTION                           | DEC PART NO. | FIG. NO. | ITEM |
|---------------------------------------|--------------|----------|------|
| 8700 KERNEL SYSTEM                    | N/A          | 1        | N/A  |
| 871BA-XA (120V)                       | 871BA-XA     | 1        | N/A  |
| 871BA-XB (240V)                       | 871BA-XB     | 1        | N/A  |
| 871BA-XC (120V)                       | 871BA-XC     | 1        | N/A  |
| 871BA-XD (240V)                       | 871BA-XD     | 1        | N/A  |
| 871BA-XE (120V)                       | 871BA-XE     | 1        | N/A  |
| 871BA-XF (240V)                       | 871BA-XF     | 1        | N/A  |
| 8800 KERNEL SYSTEM                    | N/A          | 1A       | N/A  |
| 882BA-XA (120V)                       | 882BA-XA     | 1A       | N/A  |
| 882BA-XB (240V)                       | 882BA-XB     | 1A       | N/A  |
| 882BA-XC (120V)                       | 882BA-XC     | 1A       | N/A  |
| 882BA-XD (240V)                       | 882BA-XD     | 1A       | N/A  |
| 882BA-XE (120V)                       | 882BA-XE     | 1A       | N/A  |
| 882BA-XF (240V)                       | 882BA-XF     | 1A       | N/A  |
| AC ASSEMBLY                           | 70-21675-02  | 30       | N/A  |
| AC ASSEMBLY                           | 70-21675-02  | 29       | 1    |
| AC INPUT ASSEMBLY (Modified Design)   | H7170-A      | 21A      | N/A  |
| AC INPUT ASSEMBLY (Modified Design)   | H7170-A      | 5        | 4A   |
| AC INPUT ASSEMBLY (Original Design)   | H7170-A      | 21       | N/A  |
| AC INPUT ASSEMBLY (Original Design)   | H7170-A      | 5        | 4    |
| AC MAJOR BOARD ASSEMBLY               | 70-21682-02  | 27       | 1    |
| AC MAJOR BOARD ASSEMBLY               | 70-21682-02  | 29       | N/A  |
| AC POWER ASSEMBLY                     | 70-17636-00  | 38       | 4    |
| AC POWER ASSEMBLY                     | 70-17636-00  | 41       | N/A  |
| Adhesive, Liquid                      | 90-09157-00  | 40       | 13   |
| Adhesive, Liquid                      | 90-09157-00  | 37       | 7    |
| Anchor, Tilt Bracket                  | 74-26807-01  | 57       | 5    |
| Angle, Cover                          | 74-26309-01  | 3        | 21   |
| Arm/Ball Assembly                     | 70-18441-00  | 53       | 3    |
| BA11-A UNIT ASSEMBLY                  | BA11-AW      | 23       | N/A  |
| BA11-A UNIT ASSEMBLY                  | BA11-AW      | 2        | 3    |
| Backplane Assembly                    | 70-21473-01  | 19       | 2    |
| Backplane Assembly, CPU               | 70-21696-02  | 6        | 27   |
| Backplane Assembly, Memory            | 70-21701-01  | 6        | 29   |
| Ball, Rubber                          | 12-22570-01  | 51       | 17   |
| Bar, Guide Mounting                   | 74-21612-00  | 25       | 12   |
| Barrier                               | 74-26130-00  | 40       | 22   |
| BASE ASSEMBLY, DOUBLE BAY             | 70-18888-00  | 15       | 1    |
| BASE ASSEMBLY, DOUBLE BAY             | 70-18888-00  | 20       | N/A  |
| Baseplate/Spindle Shaft Assembly      | 70-19176-00  | 51       | 9    |
| BATTERY BACK-UP UNIT ASSEMBLY (added) | H7231-M      | 1A       | 4    |
| Battery Pack 3.75V                    | 12-19245-00  | 44       | 10   |
| Battery, 12V 5A Lead Acid (added)     | 12-12499-01  | 1A       | 5    |
| Belt, Woven                           | 12-18835-00  | 51       | 7    |
| Bezel Assembly                        | 29-24993-00  | 60       | 3    |
| BEZEL ASSEMBLY (Green Phosphor)       | 70-19578-01  | 56       | N/A  |
| BEZEL ASSEMBLY (Green Phosphor)       | 70-19578-01  | 55       | 6    |
| BEZEL ASSEMBLY (NFR)                  | 70-19118-00  | 54       | N/A  |
| BEZEL ASSEMBLY (NFR)                  | 70-19118-00  | 50       | 15   |
| Bezel, Bottom                         | 74-30967-01  | 13       | 13   |
| Bezel, CRT                            | 74-26539-01  | 56       | 1    |
| Bezel, Switch                         | 74-26246-01  | 49       | 9    |

\*\*\*NOTE\*\*\*

When the description includes "added" or "deleted", ALWAYS refer to the figure parts list for the latest related part description.

VAX8700/8800 SYSTEM SORT BY DEC PART DESCRIPTION

| DESCRIPTION                       | DEC<br>PART NO. | FIG.<br>NO. | ITEM      |
|-----------------------------------|-----------------|-------------|-----------|
| Bezel, Top                        | 74-30971-01     | 13          | 12        |
| Bezel/Label Assembly              | 70-19783-00     | 54          | 1         |
| Blower, 1450CFM, 208V             | 12-22307-07     | 6           | 52        |
| Blower, 1450CFM, 208V             | 12-22307-01     | 6           | 52        |
| Bottom Enclosure, Keyboard        | 70-21300-01     | 59          | 5         |
| Bottom, Chassis                   | 74-32297-01     | 12          | 18        |
| BOX ASSEMBLY                      | 70-17635-00     | 37          | 1         |
| BOX ASSEMBLY                      | 70-17635-00     | 38          | N/A       |
| BOX ASSEMBLY                      | 70-16391-01     | 23          | 1         |
| BOX ASSEMBLY                      | 70-16391-01     | 25          | N/A       |
| BOX ASSEMBLY, AC DISTRIBUTION     | 70-19899-01     | 17          | N/A       |
| BOX ASSEMBLY, AC DISTRIBUTION     | 70-19899-01     | 6           | 89        |
| BOX ASSEMBLY, BCI                 | 70-23096-03     | 33          | N/A       |
| BOX ASSEMBLY, BCI                 | 70-23096-03     | 2           | 2         |
| BOX ASSEMBLY, CI                  | 70-22905-01     | 34          | N/A       |
| BOX ASSEMBLY, CI                  | 70-22905-01     | 33          | 1         |
| Box, Connector                    | 74-27165-01     | 11          | 34        |
| Box, Receptacle                   | 74-27653-01     | 17          | 1         |
| Bracket                           | 74-27380-01     | 33          | 2         |
| Bracket                           | 74-26330-01     | 11          | 27        |
| Bracket Assembly, Filter          | 70-22155-01     | 6           | 11        |
| Bracket, AC                       | 74-29745-01     | 30          | 8         |
| Bracket, Back Wall                | 74-26295-01     | 3           | 31        |
| Bracket, BBU Bottom               | 74-32573-01     | 3           | 76        |
| Bracket, BBU Side                 | 74-31334-01     | 3           | 77        |
| Bracket, BBU Top                  | 74-32572-01     | 3           | 78        |
| Bracket, Buss Bar                 | 74-32236-01     | 6           | 90        |
| Bracket, Cable                    | 74-31527-01     | 6           | 82        |
| Bracket, Cable Tray               | 74-32408-01     | 3           | 73        |
| Bracket, Cage Frame Mounting      | 74-30798-01     | 6           | 41        |
| Bracket, Capterpillar             | 90-07035-00     | 31          | 14        |
| Bracket, Card Cage Mounting       | 74-30797-01     | 13          | 10        |
| Bracket, Circuit Breaker          | 74-28678-01     | 34          | 11        |
| Bracket, Circuit Breaker Mounting | 74-24258-00     | 41          | 1         |
| Bracket, Connector Mounting       | 74-24259-00     | 38          | 9         |
| Bracket, Control Panel Mounting   | 74-27145-01     | 15          | 16        |
| Bracket, Fan Connector            | 74-26297-01     | 3           | 12        |
| Bracket, Filter Lock              | 74-31115-01     | 6           | 20        |
| Bracket, Filter Slide (LH)        | 74-31117-01     | 6           | 8         |
| Bracket, Filter Slide (RH)        | 74-31117-02     | 6           | 9         |
| Bracket, Front Mounting           | 74-31114-01     | 6           | 23        |
| Bracket, Horizontal Top           | 74-31086-01     | 12          | 15        |
| Bracket, Housing                  | 74-26802-01     | 12          | 2         |
| Bracket, Housing                  | 74-26802-01     | 6           | 35        |
| Bracket, LH Power Supply          | 74-27369-01     | 35          | 2         |
| Bracket, LH Slide Mounting        | 74-31234-02     | 33          | 11        |
| Bracket, LH Strain Relief         | 74-28581-01     | 36          | 16        |
| Bracket, Locking                  | 74-32233-01     | 33          | Not Shown |
| Bracket, Module Support           | 74-28427-01     | 34          | 3         |
| Bracket, Mother Board             | 74-29748-01     | 31          | 20        |

\*\*\*NOTE\*\*\*

When the description includes "added" or "deleted", ALWAYS refer to the figure parts list for the latest related part description.

VAX8700/8800 SYSTEM SORT BY DEC PART DESCRIPTION

| DESCRIPTION                        | DEC<br>PART NO. | FIG.<br>NO. | ITEM      |
|------------------------------------|-----------------|-------------|-----------|
| Bracket, Mounting                  | 74-22731-01     | 27          | 22        |
| Bracket, Power Connector           | 74-24257-01     | 38          | 16        |
| Bracket, Power Connector           | 74-24527-00     | 38          | 15        |
| Bracket, Power Controller (LH)     | 74-27819-02     | 11          | 47        |
| Bracket, Power Controller (LH)     | 74-31386-02     | 6           | 2         |
| Bracket, Power Controller (RH)     | 74-27819-01     | 11          | 46        |
| Bracket, Power Controller (RH)     | 74-31386-01     | 6           | 3         |
| Bracket, Rear Seal                 | 70-26401-01     | 15          | 15        |
| Bracket, RH Power Supply           | 74-27370-01     | 35          | 3         |
| Bracket, RH Slide Mounting         | 74-31234-01     | 33          | 10        |
| Bracket, RH Strain Relief          | 74-28368-01     | 36          | 17        |
| Bracket, Sensor                    | 74-30763-01     | 6           | 60        |
| Bracket, Shipping                  | 74-13659-00     | 23          | Not Shown |
| Bracket, Slide                     | 74-26808-01     | 57          | 6         |
| Bracket, Slide Mtg (L.H.) (added)  | 74-31234-02     | 23          | Not Shown |
| Bracket, Slide Mtg (R.H.) (added)  | 74-31234-01     | 23          | Not Shown |
| Bracket, Support                   | 74-24279-00     | 40          | 17        |
| Bracket, U                         | 74-31085-01     | 12          | 12        |
| Bulkhead Assembly                  | 70-22161-01     | 6           | 57        |
| Bulkhead Assembly, Feed Thru       | 12-16272-01     | 3           | 64        |
| Bumper                             | 12-20842-01     | 57          | 16        |
| Bumper                             | 12-16435-00     | 40          | 19        |
| Bumper                             | 90-09567-00     | 3           | 47        |
| Bumper Strip                       | 12-18949-00     | 57          | 11        |
| Bumper, (Brown)                    | 74-29464-06     | 56          | 19        |
| Bumper, (Gray)                     | 74-29464-04     | 56          | 18        |
| Bumper, Door Stop                  | 12-23079-02     | 6           | 56        |
| Bumper, Rubber                     | 90-08525-00     | 46          | 8         |
| Bus Bar                            | 74-25993-00     | 11          | 38        |
| Bus Bar Assembly                   | 70-21669-01     | 29          | 3         |
| Bus Bar Assembly                   | 70-23413-03     | 18          | 3         |
| Bus Bar Assembly                   | 70-23413-02     | 12          | 4         |
| Bus Bar Assembly                   | 70-23413-01     | 18          | 5         |
| Bushing, Snap                      | 90-07783-00     | 25          | 3         |
| Bushing, Strain Relief             | 90-07154-00     | 17          | 3         |
| Button, Locator                    | 74-32525-01     | 13          | 21        |
| Button, Slide                      | 74-26808-01     | 57          | 2         |
| CABINET ASSEMBLY (50HZ)            | 70-22179-02     | 3           | N/A       |
| CABINET ASSEMBLY (50HZ)            | 70-22179-02     | 2           | 1         |
| CABINET ASSEMBLY (50HZ) (added)    | 70-22108-10     | 6           | N/A       |
| CABINET ASSEMBLY (50HZ) (deleted)  | 70-22108-08     | 6           | N/A       |
| CABINET ASSEMBLY (60HZ)            | 70-22179-01     | 2           | 1         |
| CABINET ASSEMBLY (60HZ)            | 70-22179-01     | 3           | N/A       |
| CABINET ASSEMBLY (60HZ) (added)    | 70-22108-09     | 6           | N/A       |
| CABINET ASSEMBLY (60HZ) (deleted)  | 70-22108-04     | 6           | N/A       |
| CABINET ASSEMBLY (DUAL CPU) (50HZ) | 87XBA-XB        | 4           | N/A       |
| CABINET ASSEMBLY (DUAL CPU) (50HZ) | 87XBA-XB        | 1           | 2         |

\*\*\*NOTE\*\*\*

When the description includes "added" or "deleted", ALWAYS refer to the figure parts list for the latest related part description.

VAX8700/8800 SYSTEM SORT BY DEC PART DESCRIPTION

| DESCRIPTION                                | DEC<br>PART NO. | FIG.<br>NO. | ITEM      |
|--|-----------------|-------------|-----------|
| CABINET ASSEMBLY (DUAL CPU) (50HZ)         | 87XBA-XD        | 1A          | 2         |
| CABINET ASSEMBLY (DUAL CPU) (50HZ)         | 87XBA-XD        | 4           | N/A       |
| CABINET ASSEMBLY (DUAL CPU) (60HZ)         | 87XBA-XA        | 4           | N/A       |
| CABINET ASSEMBLY (DUAL CPU) (60HZ)         | 87XBA-XC        | 1A          | 2         |
| CABINET ASSEMBLY (DUAL CPU) (60HZ)         | 87XBA-XC        | 4           | N/A       |
| CABINET ASSEMBLY (DUAL CPU) (60HZ)         | 87XBA-XA        | 1           | 2         |
| CABINET ASSEMBLY (DUAL) (50HZ) (added)     | 70-22109-06     | 5           | N/A       |
| CABINET ASSEMBLY (DUAL) (50HZ) (added)     | 70-22109-08     | 5           | N/A       |
| CABINET ASSEMBLY (DUAL) (50HZ) (deleted)   | 70-22109-04     | 5           | N/A       |
| CABINET ASSEMBLY (DUAL) (50HZ) (deleted)   | 70-22109-02     | 5           | N/A       |
| CABINET ASSEMBLY (DUAL) (60HZ) (added)     | 70-22109-05     | 4           | 1         |
| CABINET ASSEMBLY (DUAL) (60HZ) (added)     | 70-22109-05     | 5           | N/A       |
| CABINET ASSEMBLY (DUAL) (60HZ) (added)     | 70-22109-07     | 5           | N/A       |
| CABINET ASSEMBLY (DUAL) (60HZ) (added)     | 70-22109-06     | 4           | 1         |
| CABINET ASSEMBLY (DUAL) (60HZ) (added)     | 70-22109-08     | 4           | 1         |
| CABINET ASSEMBLY (DUAL) (60HZ) (added)     | 70-22109-07     | 4           | 1         |
| CABINET ASSEMBLY (DUAL) (60HZ) (deleted)   | 70-22109-02     | 4           | 1         |
| CABINET ASSEMBLY (DUAL) (60HZ) (deleted)   | 70-22109-01     | 5           | N/A       |
| CABINET ASSEMBLY (DUAL) (60HZ) (deleted)   | 70-22109-03     | 4           | 1         |
| CABINET ASSEMBLY (DUAL) (60HZ) (deleted)   | 70-22109-04     | 4           | 1         |
| CABINET ASSEMBLY (DUAL) (60HZ) (deleted)   | 70-22109-03     | 5           | N/A       |
| CABINET ASSEMBLY (DUAL) (60HZ) (deleted)   | 70-22109-01     | 4           | 1         |
| CABINET ASSEMBLY (MPS-B+22) 50HZ (added)   | 70-22108-10     | 5           | 1         |
| CABINET ASSEMBLY (MPS-B+22) 50HZ (deleted) | 70-22108-08     | 5           | 1         |
| CABINET ASSEMBLY (MPS-B+22) 60HZ (added)   | 70-22108-09     | 5           | 1         |
| CABINET ASSEMBLY (MPS-B+22) 60HZ (deleted) | 70-22108-04     | 5           | 1         |
| CABINET ASSEMBLY, FRONT END (50HZ)         | H9652-EB        | 2           | N/A       |
| CABINET ASSEMBLY, FRONT END (50HZ)         | H9652-EB        | 1A          | 1         |
| CABINET ASSEMBLY, FRONT END (50HZ)         | H9652-EJ        | 2           | N/A       |
| CABINET ASSEMBLY, FRONT END (50HZ)         | H9652-EJ        | 1           | 1         |
| CABINET ASSEMBLY, FRONT END (50HZ)         | H9652-EF        | 1           | 1         |
| CABINET ASSEMBLY, FRONT END (50HZ)         | H9652-EF        | 2           | N/A       |
| CABINET ASSEMBLY, FRONT END (50HZ)         | H9652-EJ        | 1A          | 1         |
| CABINET ASSEMBLY, FRONT END (50HZ)         | H9652-EB        | 1           | 1         |
| CABINET ASSEMBLY, FRONT END (50HZ)         | H9652-EF        | 1A          | 1         |
| CABINET ASSEMBLY, FRONT END (60HZ)         | H9652-EH        | 2           | N/A       |
| CABINET ASSEMBLY, FRONT END (60HZ)         | H9652-EH        | 1           | 1         |
| CABINET ASSEMBLY, FRONT END (60HZ)         | H9652-EA        | 2           | N/A       |
| CABINET ASSEMBLY, FRONT END (60HZ)         | H9652-EE        | 1           | 1         |
| CABINET ASSEMBLY, FRONT END (60HZ)         | H9652-EE        | 1A          | 1         |
| CABINET ASSEMBLY, FRONT END (60HZ)         | H9652-EH        | 1A          | 1         |
| CABINET ASSEMBLY, FRONT END (60HZ)         | H9652-EE        | 2           | N/A       |
| CABINET ASSEMBLY, FRONT END (60HZ)         | H9652-EA        | 1A          | 1         |
| CABINET ASSEMBLY, FRONT END (60HZ)         | H9652-EA        | 1           | 1         |
| Cable Assembly                             | 17-00285-00     | 43          | 6         |
| Cable Assembly                             | 17-00258-00     | 41          | 7         |
| Cable Assembly                             | 17-00280-00     | 43          | 8         |
| Cable Assembly                             | 17-00635-01     | 30          | 7         |
| Cable Assembly                             | 17-00678-01     | 30          | 3         |
| Cable Assembly                             | 17-00764-01     | 6           | Not Shown |
| Cable Assembly                             | 70-08288-3F     | 6           | Not Shown |
| Cable Assembly                             | 17-01072-01     | 6           | Not Shown |

\*\*\*NOTE\*\*\*

When the description includes "added" or "deleted", ALWAYS refer to the figure parts list for the latest related part description.

VAX8700/8800 SYSTEM SORT BY DEC PART DESCRIPTION

| DESCRIPTION                               | DEC PART NO. | FIG. NO. | ITEM      |
|---|--------------|----------|-----------|
| Cable Assembly                            | 12-24023-01  | 5        | 18        |
| Cable Assembly                            | 17-01159-01  | 6        | Not Shown |
| Cable Assembly                            | 17-00655-01  | 6        | Not Shown |
| Cable Assembly (50Hz)                     | 17-01051-01  | 3        | 48        |
| Cable Assembly (5Ft)                      | 17-00529-01  | 21       | Not Shown |
| Cable Assembly (60Hz)                     | 17-01052-01  | 3        | 48        |
| Cable Assembly (added)                    | 17-01176-01  | 6        | Not Shown |
| Cable Assembly (Shielded)                 | 17-00638-03  | 6        | Not Shown |
| Cable Assembly w/Wrist Strap              | 12-24023-01  | 3        | 57        |
| Cable Assembly, 125V Power                | 17-01023-02  | 6        | Not Shown |
| Cable Assembly, 55 Ohm                    | 17-00555-01  | 6        | Not Shown |
| Cable Assembly, 62 Pin (Not Shown)        | 17-00404-01  | 42       | 10        |
| Cable Assembly, Air Flow Sensor Power     | 70-18162-1B  | 36       | 6         |
| CABLE ASSEMBLY, BEZEL LED                 | 70-19041-00  | 54       | 2         |
| Cable Assembly, CT150 Keyboard            | 17-00294-00  | 58       | 10        |
| Cable Assembly, DC Fan                    | 70-18163-0J  | 36       | 7         |
| Cable Assembly, DC Fan                    | 70-18163-3B  | 35       | 13        |
| Cable Assembly, DC Output                 | 70-19731-0L  | 47       | 4         |
| Cable Assembly, Fan                       | 17-00836-01  | 24       | 3         |
| Cable Assembly, Female/Female (Not Shown) | 17-01337-01  | 42       | 11        |
| Cable Assembly, Flat                      | 17-00657-01  | 6        | Not Shown |
| Cable Assembly, Flat                      | 17-00652-01  | 6        | Not Shown |
| Cable Assembly, Flat                      | 17-00973-01  | 6        | Not Shown |
| Cable Assembly, Flat                      | 17-00974-01  | 6        | Not Shown |
| Cable Assembly, Flat                      | 17-00632-04  | 2        | Not Shown |
| Cable Assembly, Flat Shielded             | 17-00654-01  | 6        | Not Shown |
| Cable Assembly, Guidance                  | 70-23101-01  | 33       | 9         |
| Cable Assembly, H7170 Power               | 70-19874-2D  | 6        | Not Shown |
| Cable Assembly, Memory Power (Black)      | 70-14250-1F  | 35       | 9         |
| Cable Assembly, Memory Power (Red)        | 70-14529-1F  | 35       | 8         |
| Cable Assembly, Multilayer Bus            | 17-00664-01  | 6        | 67        |
| Cable Assembly, No.1 NBI                  | 70-21693-01  | 6        | Not Shown |
| Cable Assembly, Power Buss                | 17-00659-01  | 6        | 72        |
| Cable Assembly, Power/Signal              | 17-00388-01  | 35       | 7         |
| Cable Assembly, Printer                   | 17-00300-00  | 43       | Not Shown |
| Cable Assembly, Track 0 Sensor            | 70-18931-00  | 50       | 2         |
| Cable Assembly, Transmission Line         | 17-01172-01  | 6        | Not Shown |
| Cable Assembly, Wire Buss                 | 17-00663-01  | 6        | 69        |
| Cable Clamp                               | 12-15566-00  | 28       | 4         |
| Cable Clamp Assembly                      | 70-20491-00  | 23       | 10        |
| Cable Clamp, Screw Mount                  | 90-07087-00  | 36       | 22        |
| Cable Clamp, Screw Mount                  | 90-07083-00  | 33       | 7         |
| CABLE JUMPER ASSEMBLY                     | 70-16887-00  | 26       | N/A       |
| CABLE JUMPER ASSEMBLY                     | 70-16887-00  | 23       | 7         |
| CAGE ASSEMBLY, CARD                       | 70-20408-01  | 34       | 2         |
| Cage Assembly, Card                       | 70-22105-01  | 19       | 1         |
| CAGE ASSEMBLY, CARD (added)               | H9400-AH     | 19       | N/A       |
| CAGE ASSEMBLY, CARD (added)               | H9400-AG     | 19       | N/A       |
| CAGE ASSEMBLY, CARD (added)               | H9400-AG     | 6        | 38        |

\*\*\*NOTE\*\*\*

When the description includes "added" or "deleted", ALWAYS refer to the figure parts list for the latest related part description.

VAX8700/8800 SYSTEM SORT BY DEC PART DESCRIPTION

| DESCRIPTION                        | DEC PART NO. | FIG. NO. | ITEM      |
|------------------------------------|--------------|----------|-----------|
| CAGE ASSEMBLY, CARD (added)        | H9400-AH     | 6        | 38        |
| CAGE ASSEMBLY, CARD (deleted)      | H9400-AA     | 19       | N/A       |
| CAGE ASSEMBLY, CARD (deleted)      | H9400-AB     | 19       | N/A       |
| CAGE ASSEMBLY, CARD (deleted)      | H9400-AB     | 6        | 38        |
| CAGE ASSEMBLY, CARD (deleted)      | H9400-AA     | 6        | 38        |
| CAGE ASSEMBLY, LOGIC CARD          | 70-22191-01  | 13       | N/A       |
| CAGE ASSEMBLY, LOGIC CARD          | 70-22191-01  | 6        | 37        |
| CAGE ASSEMBLY, POWER SUPPLY        | 70-21676-01  | 18       | N/A       |
| CAGE ASSEMBLY, POWER SUPPLY        | 70-21676-01  | 6        | 40        |
| Cap. Snap Off                      | 12-20293-01  | 55       | 5         |
| Capacitor. 15.000 MFD 7.5V 20%     | 10-14338-00  | 32       | 3         |
| Capacitor. 3000 MFD, 200V +75 -10% | 10-22889-01  | 31       | 11        |
| Capacitor. 3300UF, 200V            | 10-18989-00  | 40       | 11        |
| Capacitor, Bus                     | 74-30160-01  | 32       | 4         |
| CARD CAGE ASSEMBLY                 | 70-20408-01  | 36       | N/A       |
| CARD CAGE ASSEMBLY                 | 70-20611-02  | 44       | 2         |
| Card Edge                          | 12-17567-00  | 12       | 7         |
| Card Edge                          | 12-17567-00  | 6        | 36        |
| Card Guide                         | 12-11375-02  | 27       | 8         |
| Card Guide (Black)                 | 12-15848-01  | 25       | 15        |
| Card Guide (Natural)               | 12-15848-00  | 25       | 15        |
| Card Guide, Fan Tray               | 90-10107-00  | 25       | 2         |
| Card Guide, Snap-In (Black)        | 12-12405-10  | 25       | 16        |
| Card Guide, Snap-In (White)        | 12-12405-00  | 25       | 16        |
| Carriage                           | 74-25218-00  | 53       | 1         |
| CARRIAGE ASSEMBLY (NFR)            | 70-18442-00  | 51       | 13        |
| CARRIAGE ASSEMBLY (NFR)            | 70-18442-00  | 53       | N/A       |
| Caster                             | 12-19071-01  | 20       | 3         |
| Caster                             | 12-19071-00  | 20       | 2         |
| Chassis                            | 74-26213-00  | 49       | 1         |
| Chassis                            | 74-27077-02  | 21D      | 1         |
| Chassis                            | 74-25466-00  | 11       | 1         |
| CHASSIS ASSEMBLY                   | 70-18970-00  | 49       | N/A       |
| CHASSIS ASSEMBLY                   | 70-18970-00  | 47       | 1         |
| CHASSIS ASSEMBLY                   | 70-18136-00  | 38       | 1         |
| CHASSIS ASSEMBLY                   | 70-23772-01  | 21D      | N/A       |
| Chassis Assembly                   | 70-20608-01  | 27       | 2         |
| CHASSIS ASSEMBLY                   | 70-23772-01  | 21B      | 2         |
| Chassis Assembly                   | 70-19727-00  | 21       | 1         |
| CHASSIS ASSEMBLY                   | 70-22153-02  | 12       | N/A       |
| CHASSIS ASSEMBLY                   | 70-22153-02  | 6        | 7         |
| CHASSIS ASSEMBLY (added)           | 70-22794-02  | 12       | 9         |
| CHASSIS ASSEMBLY, AC INPUT         | 70-23773-01  | 21B      | N/A       |
| CHASSIS ASSEMBLY, AC INPUT         | 70-23773-01  | 21A      | 1         |
| Chassis Baffle Assembly            | 70-22540-01  | 5        | 7         |
| Chassis Slide                      | 12-16971-00  | 23       | Not Shown |
| Chassis Slide Set                  | 12-13686-00  | 33       | 12        |
| Chassis, LEM                       | 74-24352-00  | 38       | 2         |
| Chassis, Top                       | 74-32296-01  | 12       | 14        |
| Choke, Output Filter               | 16-22782-01  | 32       | 2         |
| Circuit Breaker                    | 12-26282-01  | 21C      | 2         |

\*\*\*NOTE\*\*\*

When the description includes "added" or "deleted", ALWAYS refer to the figure parts list for the latest related part description.

VAX8700/8800 SYSTEM SORT BY DEC PART DESCRIPTION

| DESCRIPTION   | DEC<br>PART NO. | FIG.<br>NO. | ITEM |
|---|-----------------|-------------|------|
| Circuit Breaker   | 12-22896-01     | 30          | 2    |
| Circuit Breaker 15A 240V                                | 12-12124-04     | 41          | 2    |
| Circuit Breaker 18A 250V                                | 12-16654-00     | 21          | 2    |
| Circuit Breaker 250V 2A                                 | 12-20936-01     | 3           | 45   |
| Circuit Breaker 480V 30A (added)                        | 12-20083-03     | 3           | 27   |
| Circuit Breaker 480V 30A (deleted)                      | 12-20083-03     | 3           | 27   |
| Circuit Breaker 480V 50A (added)                        | 12-20083-05     | 3           | 27   |
| Circuit Breaker 480V 50A (deleted)                      | 12-20083-02     | 3           | 27   |
| Circuit Breaker 6A                                      | 12-19912-01     | 49          | 13   |
| Circuit Breaker, 20A 250V 1P                            | 12-25473-01     | 11          | 9    |
| Circuit Breaker, 20A 250V 3P                            | 12-25470-01     | 11          | 8    |
| Circuit Breaker, 30A 250V 4P                            | 12-25472-01     | 11          | 7    |
| Circuit Breaker, 40A 28V                                | 12-18867-00     | 11          | 2    |
| Circuit Breaker, 6.0A, 250V                             | 12-19912-01     | 14          | 4    |
| Clamp, Cable  | 90-09771-03     | 25          | 18   |
| Clamp, Cable  | 90-07081-00     | 21          | 29   |
| Clip, "U" (deleted)                                     | 90-10388-01     | 59          | 3    |
| Clip, Cable (deleted)                                   | 12-18912-05     | 6           | 84   |
| Clip, Channel   | 74-28306-01     | 48          | 5    |
| Clip, Electrostatic Discharge                           | 74-30206-01     | 13          | 15   |
| Clip, Fan Mounting                                      | 90-09165-00     | 35          | 11   |
| Clip, Flat  | 12-19059-00     | 33          | 4    |
| Clip, Ground  | 74-28201-01     | 60          | 4    |
| Clip, Grounding   | 74-28201-02     | 50          | 16   |
| Clip, Nylon   | 12-21535-01     | 9           | 11   |
| Clip, Nylon   | 12-21535-01     | 3           | 69   |
| Clip, Nylon Gasket                                      | 12-21535-01     | 6           | 25   |
| Clip, Nylon Gasket                                      | 12-21535-01     | 8           | 13   |
| Clip, Spring  | 74-26542-02     | 56          | 5    |
| Collet Assembly   | 70-18635-00     | 52          | 2    |
| Communication Regulator, +15V 5A                        | H7217-00        | 27          | 5    |
| Connector Cover, (P1) 12 Pin                            | 12-16650-00     | 26          | 2    |
| Connector Kit, Power                                    | 12-22308-02     | 11          | 30   |
| Connector Plug, Power 120V                              | 90-08853-00     | 28          | 2    |
| Connector, (J11, J13) 5 Pin Contact Mate-N-Lok          | 12-12297-13     | 31          | 18   |
| Connector, (J12) 2 Pin Socket Mate-N-Lok                | 12-12297-00     | 31          | 19   |
| Connector, (J2) 37 Pos. Socket Assembly (added)         | 12-21155-01     | 16          | 7    |
| Connector, (J3) 25 Pos. Pin Assembly (added)            | 12-25007-01     | 16          | 8    |
| Connector, (J9) 28 Pin Socket Housing                   | 12-11004-00     | 31          | 3    |
| Connector, (P1) 2 Pin Housing                           | 12-18622-12     | 52          | 17   |
| Connector, (P1) 3 Pin Housing                           | 12-18622-20     | 52          | 11   |
| Connector, (P1) 4 Pin Housing                           | 12-18622-13     | 54          | 3    |
| Connector, (P1) Housing 12 Position                     | 12-16651-00     | 26          | 1    |
| Connector, (P2, P3, P4) Socket Housing 6 Pin Mate-N-Lok | 12-09350-06     | 26          | 3    |
| Connector, Housing 2 Pin Mate-N-Lok (added)             | 12-12165-01     | 30          | 11   |
| Connector, Housing 2 Pin Mate-N-Lok (deleted)           | 12-12167-02     | 30          | 11   |
| CONSOLE SUBSYSTEM, PC380                                | PC38N-AA        | 42          | N/A  |
| CONSOLE SUBSYSTEM, PC380                                | PC38N-AA        | 1           | 3    |
| CONSOLE SUBSYSTEM, PC380                                | PC38N-AA        | 1A          | 3    |
| Contacto (Magnetic) 50A                                 | 12-20380-01     | 11          | 18   |
| Cover   | 74-26214-00     | 47          | 3    |

\*\*\*NOTE\*\*\*

When the description includes "added" or "deleted", ALWAYS refer to the figure parts list for the latest related part description.

VAX8700/8800 SYSTEM SORT BY DEC PART DESCRIPTION

| DESCRIPTION                                      | DEC<br>PART NO. | FIG.<br>NO. | ITEM      |
|--|-----------------|-------------|-----------|
| Cover  | 74-25467-00     | 11          | 75        |
| Cover Assembly, Bottom                           | 70-16479-00     | 23          | 14        |
| COVER ASSEMBLY, LOWER CONE LIFT (NFR)            | 70-18932-05     | 50          | 8         |
| COVER ASSEMBLY, LOWER CONE LIFT (NFR)(Not Shown) | 70-18932-05     | 52          | N/A       |
| Cover Assembly, Rear                             | 70-19797-01     | 57          | 1         |
| COVER ASSEMBLY, REAR                             | 70-19579-00     | 55          | 1         |
| COVER ASSEMBLY, REAR                             | 70-19579-00     | 57          | N/A       |
| Cover Assembly, Top                              | 74-24254-00     | 37          | 14        |
| Cover Assembly, Top                              | 70-20642-01     | 34          | 16        |
| Cover Assembly, Top                              | 70-20490-00     | 23          | 11        |
| Cover Assembly, Top                              | 70-19498-04     | 5           | 28        |
| COVER ASSEMBLY, UPPER CONE LIFT (NFR)            | 70-18932-04     | 50          | 7         |
| COVER ASSEMBLY, UPPER CONE LIFT (NFR)            | 70-18932-04     | 52          | N/A       |
| Cover, AC  | 74-30796-01     | 28          | 1         |
| Cover, BI Shield                                 | 74-32215-01     | 5           | 32        |
| Cover, Cable Compartment                         | 74-26283-01     | 23          | 3         |
| Cover, Card Cage                                 | 74-27861-01     | 34          | 14        |
| Cover, Chassis                                   | 74-29749-01     | 27          | 20        |
| Cover, Connector Box                             | 74-27164-01     | 11          | 33        |
| Cover, Distribution                              | 74-30190-01     | 27          | 13        |
| Cover, Dranetz Safety                            | 74-33114-01     | 3           | 44        |
| Cover, Lexan                                     | 74-28979-01     | 34          | 9         |
| Cover, Lift Cone                                 | 74-25233-03     | 52          | 1         |
| Cover, Plate                                     | 74-23050-00     | 34          | 6         |
| Cover, Switch                                    | 74-25394-00     | 37          | 9         |
| Cover, Top Weldment                              | 70-19497-04     | 3           | 80        |
| CRT and Yoke Assembly (Green Phosphor)           | 70-19722-01     | 56          | 3         |
| Decal, "CSA"                                     | 36-13211-00     | 21          | Not Shown |
| Decal, "Ground Sign"                             | 36-12680-00     | 38          | Not Shown |
| Decal, "Ground"                                  | 36-12680-00     | 49          | Not Shown |
| Decal, "Ground"                                  | 36-12680-00     | 11          | Not Shown |
| Decal, "Preprinted CSA"                          | 36-13211-01     | 33          | Not Shown |
| Decal, "Clear Preprinted CSA"                    | 36-13211-00     | 21A         | 6         |
| Deflector, Arc Shoot                             | 74-26298-01     | 3           | 32        |
| Diode  | 11-20811-01     | 31          | 9         |
| DISK DRIVE ASSEMBLY, RD52                        | RD52-A          | 60          | N/A       |
| DISK DRIVE ASSEMBLY, RD52                        | RD52-A          | 42          | 4         |
| DISKETTE DRIVE, RX50 DUAL                        | RX50-AA         | 50          | N/A       |
| DISKETTE DRIVE, RX50 DUAL                        | RX50-AA         | 43          | 4         |
| Door Assembly, Front                             | 70-22168-01     | 3           | 82        |
| DOOR ASSEMBLY, FRONT (LH)                        | 70-22144-01     | 5           | 22        |
| DOOR ASSEMBLY, FRONT (LH)                        | 70-22144-01     | 7           | N/A       |
| DOOR ASSEMBLY, FRONT (RH)                        | 70-22143-01     | 5           | 23        |
| DOOR ASSEMBLY, FRONT (RH)                        | 70-22143-01     | 8           | N/A       |
| Door Assembly, Rear                              | 70-22172-01     | 3           | 81        |
| DOOR ASSEMBLY, REAR (LH)                         | 70-21664-01     | 5           | 24        |
| DOOR ASSEMBLY, REAR (LH)                         | 70-21664-01     | 10          | N/A       |
| DOOR ASSEMBLY, REAR (RH)                         | 70-21663-01     | 9           | N/A       |
| DOOR ASSEMBLY, REAR (RH)                         | 70-21663-01     | 5           | 25        |

\*\*\*NOTE\*\*\*

When the description includes "added" or "deleted", ALWAYS refer to the figure parts list for the latest related part description.

VAX8700/8800 SYSTEM SORT BY DEC PART DESCRIPTION

| DESCRIPTION                          | DEC PART NO. | FIG. NO. | ITEM |
|--------------------------------------|--------------|----------|------|
| Door, Card Cage                      | 74-28266-02  | 44       | 6    |
| Door, Card Cage                      | 74-30603-02  | 6        | 31   |
| Door, Card Cage                      | 74-30603-01  | 6        | 31   |
| Door, Lower                          | 74-25239-01  | 52       | 21   |
| Door, Transparent Keyboard (deleted) | 74-26222-03  | 59       | 7    |
| Door, Upper                          | 74-25239-00  | 52       | 21   |
| Dust Cover Assembly                  | 70-22128-01  | 19       | 13   |
| EMM Assembly, H7188                  | H7188-AB     | 4        | 2    |
| ENCLOSURE ASSEMBLY, BOTTOM           | 70-18432-00  | 46       | N/A  |
| ENCLOSURE ASSEMBLY, BOTTOM           | 70-18432-00  | 45       | 1    |
| ENCLOSURE ASSEMBLY, SYSTEM UNIT      | BA50-A       | 43       | 1    |
| ENCLOSURE ASSEMBLY, SYSTEM UNIT      | BA50-A       | 45       | N/A  |
| Enclosure Assembly, Top              | 70-18439-00  | 45       | 4    |
| Enclosure, Bottom                    | 74-25658-00  | 46       | 1    |
| Envelope                             | 99-07690-01  | 3        | 56   |
| Equalizer, Double Key                | 74-26989-01  | 58       | 8    |
| Equalizer, Space Bar                 | 74-27103-01  | 58       | 7    |
| Etch Board                           | 50-17539-01  | 12       | 6    |
| Etch Board                           | 50-17777-01  | 18       | 6    |
| Etch Board                           | 50-17777-02  | 18       | 4    |
| FAN PANEL ASSEMBLY                   | 70-19886-00  | 3        | 35   |
| Fan, 105CFM                          | 12-17556-01  | 35       | 5    |
| Fan, 105CFM 12V                      | 12-17556-01  | 36       | 8    |
| Fan, 12V Tube Axial                  | 12-22271-03  | 24       | 2    |
| Fan, 4-1/2 in. 70 CFM                | 12-13185-03  | 49       | 2    |
| Fan, 43 CFM 115V                     | 12-17437-01  | 22       | 2    |
| Fastner, Panel                       | 90-10564-01  | 13       | 18   |
| Fastner, Triangle Crown Panel        | 90-10564-01  | 6        | 21   |
| Fastner, Wire Push Mounting          | 12-20114-01  | 56       | 13   |
| Filter, Air                          | 12-23034-01  | 6        | 17   |
| Filter, EMI/RFI Line                 | 12-18652-00  | 11       | 26   |
| Filter, Line (115/250V)              | 12-17838-00  | 38       | 8    |
| Filter, Line EMI/RFI 16A 47-63 Hz    | 12-19046-00  | 49       | 10   |
| Filter, Power Buss                   | 12-21099-01  | 14       | 7    |
| Flex Assembly, BI-0                  | 70-22894-01  | 6        | 73   |
| Flex Assembly, BI-1                  | 70-22893-01  | 6        | 74   |
| Foam                                 | 90-08544-00  | 6        | 18   |
| Foam, Adhesive Back                  | 90-08257-01  | 41       | 9    |
| Foam, Tape 1/8 in. Single-sided      | 90-09087-00  | 25       | 14   |
| Foot, 5 Degree Slope                 | 74-27577-01  | 58       | 12   |
| Foot, Leveler                        | 90-00022-01  | 20       | 6    |
| Frame Assembly                       | 70-20406-01  | 34       | 1    |
| Frame Assembly, BA11 Box w/Bracket   | 70-16493-01  | 25       | 1    |
| Frame Assembly, Card Cage            | 70-20757-01  | 36       | 1    |
| Frame Assembly, Card Cage            | 70-22175-01  | 13       | 1    |
| FRAME ASSEMBLY, DOUBLE BAY           | 70-21646-01  | 15       | N/A  |
| FRAME ASSEMBLY, DOUBLE BAY           | 70-21646-01  | 6        | 1    |
| Frame Assembly, Single Cabinet       | 70-22181-01  | 3        | 1    |
| Fuse, Slo Blo 1/8A, 250V             | 90-08527-00  | 11       | 14   |

\*\*\*NOTE\*\*\*

When the description includes "added" or "deleted", ALWAYS refer to the figure parts list for the latest related part description.

VAX8700/8800 SYSTEM SORT BY DEC PART DESCRIPTION

| DESCRIPTION                          | DEC<br>PART NO. | FIG.<br>NO. | ITEM |
|--------------------------------------|-----------------|-------------|------|
| Gasket Assembly                      | 70-19605-22     | 8           | 12   |
| Gasket Assembly                      | 70-19605-17     | 9           | 10   |
| Gasket Assembly                      | 70-19605-20     | 6           | 24   |
| Gasket Assembly                      | 70-19605-19     | 6           | 54   |
| Gasket Assembly                      | 70-19605-23     | 6           | 53   |
| Gasket Assembly                      | 70-19605-16     | 3           | 70   |
| Gasket Assembly                      | 70-19605-11     | 3           | 68   |
| Gasket Assembly                      | 70-19605-23     | 3           | 71   |
| GIF Terminator, BI Signal            | 20-24486-01     | 19          | 5    |
| GOM Terminator, BI Clock+Signal      | 20-24487-01     | 19          | 4    |
| Grease, Hydrocarbon                  | 49-01519-01     | 51          | 19   |
| Grease, Hydrocarbon                  | 49-01519-01     | 52          | 6    |
| Grease, Lithium                      | 49-01237-00     | 51          | 20   |
| Grommet                              | 90-07017-00     | 36          | 15   |
| Grommet                              | 90-09718-04     | 34          | 13   |
| Grommet                              | 90-07035-00     | 37          | 6    |
| Grommet                              | 90-10299-00     | 35          | 12   |
| Grommet, Caterpillar                 | 90-07035-00     | 18          | 13   |
| Grommet                              | 90-07035-00     | 12          | 21   |
| Grommet                              | 90-09718-02     | 3           | 66   |
| Grommet (added)                      | 12-25469-01     | 6           | 55   |
| Grommet (deleted)                    | 90-07036-00     | 6           | 55   |
| Grommet (deleted)                    | 90-09817-04     | 6           | 49   |
| Grommet, Caterpillar                 | 90-07035-00     | 25          | 11   |
| Grommet, Caterpillar                 | 90-07022-00     | 32          | 8    |
| Grommet, Caterpillar                 | 90-07035-00     | 31          | 12   |
| Grommet, Strip                       | 90-09718-00     | 33          | 14   |
| Ground Strap                         | 74-29836-01     | 44          | 3    |
| Ground Strap                         | 74-24067-00     | 21          | 28   |
| Ground Strap                         | 12-13756-07     | 9           | 12   |
| Ground Strap                         | 12-13756-07     | 7           | 5    |
| Ground Strap                         | 12-13756-07     | 10          | 6    |
| Ground Strap                         | 12-13756-07     | 8           | 10   |
| Ground Wire Assembly (10 in.)        | 70-19723-01     | 56          | 8    |
| Ground Wire Assembly (4 in.)         | 70-19723-00     | 56          | 11   |
| Groundstrap                          | 74-24067-00     | 21C         | 9    |
| Guard, Finger                        | 12-10263-01     | 49          | 3    |
| Guard, Finger                        | 12-10263-00     | 36          | 9    |
| Guard, Finger                        | 12-12580-00     | 22          | 3    |
| Guide Assembly, Bottom Card (Memory) | 70-22468-01     | 13          | 5    |
| Guide Assembly, Top Card (Memory)    | 70-22469-01     | 13          | 4    |
| Guide, Bottom Card                   | 70-21619-02     | 13          | 3    |
| Guide, Card                          | 74-25495-00     | 40          | 2    |
| Guide, Card                          | 12-17010-02     | 12          | 17   |
| Guide, Snap-In Button Card           | 12-25626-01     | 18          | 2    |
| Guide, Shield                        | 74-32462-01     | 5           | 33   |
| Guide, Top Card                      | 70-21619-01     | 13          | 2    |

\*\*\*NOTE\*\*\*

When the description includes "added" or "deleted", ALWAYS refer to the figure parts list for the latest related part description.

VAX8700/8800 SYSTEM SORT BY DEC PART DESCRIPTION

| DESCRIPTION                    | DEC<br>PART NO. | FIG.<br>NO. | ITEM      |
|--------------------------------|-----------------|-------------|-----------|
| Handle                         | 74-26809-01     | 57          | 9         |
| Handle, Latch Wire             | 74-26537-01     | 46          | 4         |
| Harness Assembly               | 17-01051-01     | 3           | Not Shown |
| Harness Assembly, 3 Phase      | 17-00518-01     | 11          | 58        |
| Harness Assembly, AC Fan Power | 70-19897-00     | 22          | 9         |
| Harness Assembly, AC Switch    | 70-17712-00     | 41          | 8         |
| Harness Assembly, BBU          | 70-18143-00     | 38          | 6         |
| Harness Assembly, Chassis      | 70-18969-00     | 49          | 7         |
| Harness Assembly, Control      | 17-00509-01     | 11          | 60        |
| Harness Assembly, DEC Bus      | 70-18142-00     | 38          | 7         |
| Harness Assembly, Fan Power    | 70-16901-00     | 25          | 17        |
| Harness Assembly, No. 2        | 17-00510-00     | 11          | 24        |
| Harness Assembly, No. 3        | 17-00516-00     | 11          | 23        |
| Harness Assembly, Power        | DD11-DK         | 2           | Not Shown |
| Harness Assembly, Single Phase | 17-00517-01     | 11          | 63        |
| Harness Assembly, Wire         | 17-00588-01     | 27          | 6         |
| Harness Assembly, Wire         | 17-00556-01     | 27          | 7         |
| Harness Assembly, Wire         | 17-00524-01     | 21          | Not Shown |
| Harness Assembly, Wire         | 17-01079-01     | 14          | 8         |
| Harness Assembly, Wire         | 17-00526-01     | 21          | Not Shown |
| Harness Assembly, Wire         | 17-00525-01     | 21          | Not Shown |
| Harness Assembly, Wire         | 17-01078-01     | 14          | 11        |
| Harness Assembly, Wire         | 17-01077-02     | 6           | Not Shown |
| Harness Assembly, Wire         | 17-01076-01     | 6           | Not Shown |
| Harness Assembly, Wire         | 17-01071-01     | 6           | Not Shown |
| Harness Assembly, Wire         | 17-00653-01     | 6           | Not Shown |
| Harness Assembly, Wire         | 17-00767-01     | 6           | Not Shown |
| Harness Assembly, Wire         | 17-01080-01     | 6           | Not Shown |
| Harness Assembly, Wire         | 17-01081-01     | 6           | Not Shown |
| Harness Assembly, Wire         | 17-01068-02     | 6           | Not Shown |
| Harness Assembly, Wire         | 17-00768-01     | 6           | Not Shown |
| Harness Assembly, Wire         | 17-00765-01     | 6           | 13        |
| Harness Assembly, Wire         | 17-01077-01     | 6           | Not Shown |
| HEAT SINK ASSEMBLY             | 70-21667-01     | 31          | 2         |
| Heat Sink, Schottky            | 12-22726-01     | 32          | 1         |
| Hinge, Pull Assembly           | 12-20203-01     | 10          | 3         |
| Hinge, Pull Assembly           | 12-20203-02     | 9           | 3         |
| Hinge, Pull Assembly (LH)      | 12-20203-01     | 7           | 3         |
| Hinge, Pull Assembly (RH)      | 12-20203-02     | 8           | 7         |
| Holder, (Head Load)            | 74-25225-00     | 52          | 8         |
| Holder, Neon Lamp              | 12-19294-01     | 11          | 15        |
| Holder, Plane Head             | 74-25235-00     | 52          | 18        |
| INDEX CABLE ASSEMBLY           | 70-18835-00     | 52          | 16        |
| Inducer, Ground                | 16-25106-01     | 3           | 53        |
| Insert, Blank                  | 74-26534-01     | 48          | 7         |
| Insert, Blank                  | 74-26535-01     | 48          | 8         |
| Insulator                      | 74-27925-01     | 36          | 18        |
| Insulator                      | 74-30833-01     | 29          | 5         |
| Insulator, CRT                 | 74-27754-01     | 56          | 7         |
| Insulator, PC Board            | 74-25494-00     | 38          | 22        |
| Insulator, Power Connector     | 74-25398-00     | 38          | 14        |
| Insulator, Shield              | 74-25401-00     | 38          | 5         |
| Isolator, Arc Shoot            | 74-26299-01     | 3           | 39        |

\*\*\*NOTE\*\*\*

When the description includes "added" or "deleted", ALWAYS refer to the figure parts list for the latest related part description.

VAX8700/8800 SYSTEM SORT BY DEC PART DESCRIPTION

| DESCRIPTION                               | DEC PART NO. | FIG. NO. | ITEM      |
|---|--------------|----------|-----------|
| Jumper Assembly                           | 17-01124-01  | 6        | Not Shown |
| Jumper Assembly                           | 17-01212-01  | 6        | Not Shown |
| Jumper Assembly                           | 70-20347-3M  | 3        | Not Shown |
| Jumper Assembly                           | 70-20346-3A  | 3        | Not Shown |
| Jumper Assembly                           | 17-01059-01  | 3        | Not Shown |
| Jumper Assembly                           | 17-01059-02  | 3        | Not Shown |
| Jumper Assembly                           | 70-20346-3D  | 3        | Not Shown |
| Jumper Assembly                           | 70-20365-02  | 3        | Not Shown |
| Jumper Assembly                           | 70-20347-3C  | 3        | Not Shown |
| Jumper Assembly                           | 70-20345-3C  | 3        | Not Shown |
| Jumper Assembly (Not Shown)               | 17-00504-03  | 11       | 78        |
| Jumper Assembly, Bus No. 1                | 17-00503-01  | 11       | 59        |
| Jumper Assembly, Bus No.2                 | 17-00504-01  | 11       | 54        |
| Jumper Assembly, CB (Brown)               | 17-00508-01  | 11       | 68        |
| Jumper Assembly, CB (Orange)              | 17-00508-03  | 11       | 73        |
| Jumper Assembly, CB (Red)                 | 17-00508-02  | 11       | 69        |
| Jumper Assembly, CB1 Contactor            | 17-00515-01  | 11       | 65        |
| Jumper Assembly, CB2 Contactor            | 17-00502-01  | 11       | 66        |
| Jumper Assembly, Connector Block          | 17-00505-01  | 11       | 29        |
| Jumper Assembly, Connector Block          | 17-00506-01  | 11       | 28        |
| Jumper Assembly, Contactor to CB4         | 70-19015-0L  | 11       | 67        |
| Jumper Assembly, Filter CBI               | 17-00511-01  | 11       | 25        |
| Jumper Assembly, Ground                   | 17-01176-01  | 18       | 10        |
| Jumper Assembly, Ground                   | 17-01176-01  | 3        | 84        |
| Jumper Assembly, Ground Filter            | 17-00514-01  | 11       | 36        |
| Jumper Assembly, Lamp                     | 91-07880-01  | 11       | 74        |
| Jumper Assembly, MOV Module               | 17-00512-01  | 11       | 44        |
| Jumper Assembly, MOV Module (Brown)       | 17-00501-02  | 11       | 71        |
| Jumper Assembly, MOV Module (Orange)      | 17-00501-03  | 11       | 72        |
| Jumper Assembly, MOV Module (Red)         | 17-00501-01  | 11       | 70        |
| Jumper Assembly, Neutral Bus              | 17-00507-01  | 11       | 55        |
| Jumper Assembly, Power                    | 70-18139-00  | 38       | 19        |
| Jumper Assembly, Return                   | 70-18520-00  | 38       | 20        |
| Jumper Cable Assembly                     | 17-00528-01  | 21       | Not Shown |
| Jumper Cable Assembly                     | 17-00530-01  | 21       | Not Shown |
| Jumper Cable Assembly (Black)             | 17-01057-02  | 3        | Not Shown |
| Jumper Cable Assembly (Black/White)       | 17-01057-03  | 3        | Not Shown |
| Jumper Cable Assembly (Brown)             | 17-00527-02  | 21       | Not Shown |
| Jumper Cable Assembly (Brown)             | 17-01057-01  | 3        | Not Shown |
| Jumper Cable Assembly (Red)               | 17-00527-01  | 21       | Not Shown |
| Jumper Wire Assembly                      | 70-19888-0K  | 3        | Not Shown |
| Key, Cabinet Door                         | 12-26339-01  | 2        | Not Shown |
| Key, Cabinet Door (Not Shown)             | 12-26339-01  | 4        | Not Shown |
| KEYBOARD ASSEMBLY                         | 70-23983-AA  | 58       | 1         |
| KEYBOARD ASSEMBLY                         | 70-18416-00  | 59       | N/A       |
| KEYBOARD ASSEMBLY                         | 70-18416-00  | 58       | 2         |
| KEYBOARD ASSEMBLY, LK201                  | LK201-AA     | 42       | 3         |
| KEYBOARD ASSEMBLY, LK201 (w. USA Keycaps) | LK201-AA     | 58       | N/A       |

\*\*\*NOTE\*\*\*

When the description includes "added" or "deleted", ALWAYS refer to the figure parts list for the latest related part description.

VAXR700/8800 SYSTEM SORT BY DEC PART DESCRIPTION

| DESCRIPTION                              | DEC PART NO. | FIG. NO. | ITEM      |
|--|--------------|----------|-----------|
| Keyboard Chassis Assembly                | 70-19004-00  | 59       | 1         |
| Keycap Set w/USA (added)                 | 70-21081-53  | 58       | 9         |
| Keycap Set w/USA (deleted)               | 70-19005-53  | 58       | 9         |
| Kit, Customer Console (Not Shown)        | BT-ZMAAD-C3  | 42       | 8         |
| Knob, Pointer                            | 12-10114-00  | 11       | 12        |
| Label, "Cable Caution, LK201"            | 36-23798-01  | 58       | Not Shown |
| Label, "Assembly" (added)                | 36-18307-05  | 2        | Not Shown |
| Label, "Bar Code Blank"                  | 36-18460-10  | 50       | Not Shown |
| Label, "Cabinet Usage"                   | 36-26180-02  | 5        | Not Shown |
| Label, "Cable Back-up"                   | 36-24218-02  | 5        | Not Shown |
| Label, "Cable Identification"            | 90-09532-00  | 26       | 6         |
| Label, "Cable Routing"                   | 36-24217-01  | 5        | Not Shown |
| Label, "Cable Table"                     | 36-24218-01  | 5        | Not Shown |
| Label, "Caution Correct Voltage Setting" | 36-16157-00  | 47       | 14        |
| Label, "Caution Replace Fuse"            | 36-17615-00  | 21D      | 8         |
| Label, "Caution Voltage Setting"         | 36-18427-01  | 37       | Not Shown |
| Label, "Caution"                         | 36-20124-01  | 47       | 12        |
| Label, "Caution"                         | 36-17615-00  | 11       | Not Shown |
| Label, "Caution"                         | 36-17615-00  | 21       | Not Shown |
| Label, "Caution"                         | 36-25979-01  | 5        | Not Shown |
| Label, "CIBCI Logo"                      | 36-25806-01  | 33       | Not Shown |
| Label, "Class A Subassembly"             | 36-17880-09  | 33       | Not Shown |
| Label, "Clear CSA"                       | 36-13211-00  | 37       | Not Shown |
| Label, "Correct Voltage Setting"         | 36-16157-00  | 41       | 11        |
| Label, "CSA"                             | 36-13211-01  | 11       | Not Shown |
| Label, "Danger High Current"             | 36-15087-02  | 34       | 17        |
| Label, "Danger High Current"             | 36-23543-01  | 5        | Not Shown |
| Label, "Danger High Voltage"             | 36-10267-00  | 27       | Not Shown |
| Label, "Danger High Voltage"             | 36-15087-02  | 23       | Not Shown |
| Label, "Danger High Voltage"             | 36-10267-00  | 3        | Not Shown |
| Label, "Danger Stored High Voltage"      | 36-16930-00  | 47       | 13        |
| Label, "Danger"                          | 36-16930-01  | 41       | 10        |
| Label, "Danger"                          | 36-16930-01  | 21       | Not Shown |
| Label, "Danger-High Current"             | 36-15085-03  | 37       | Not Shown |
| Label, "Designation"                     | 36-25977-01  | 3        | Not Shown |
| Label, "Electrical Data" (50Hz)          | 36-25978-02  | 2        | Not Shown |
| Label, "Electrical Data" (60Hz)          | 36-25978-03  | 2        | Not Shown |
| Label, "Electrical Rating"               | 36-20122-06  | 47       | 15        |
| Label, "Electrical Rating" (added)       | 36-22148-01  | 23       | Not Shown |
| Label, "Equipment Warning, 100V"         | 36-17905-16  | 43       | Not Shown |
| Label, "Front End Interconnect 50Hz"     | 36-24821-02  | 3        | Not Shown |
| Label, "Front End Interconnect 60Hz"     | 36-24821-01  | 3        | Not Shown |
| Label, "Function"                        | 36-21162092  | 37       | Not Shown |
| Label, "Fuse"                            | 36-20123-01  | 49       | Not Shown |
| Label, "Ground Symbol"                   | 36-12680-01  | 30       | Not Shown |
| Label, "Ground Symbol"                   | 36-12680-00  | 21D      | 9         |
| Label, "Ground"                          | 36-13272-00  | 7        | 4         |
| Label, "Ground"                          | 36-13272-00  | 10       | 7         |
| Label, "Ground"                          | 36-13272-00  | 8        | 11        |
| Label, "Ground"                          | 36-13272-00  | 9        | 13        |

\*\*\*NOTE\*\*\*

When the description includes "added" or "deleted", ALWAYS refer to the figure parts list for the latest related part description.

VAX8700/8800 SYSTEM SORT BY DEC PART DESCRIPTION

| DESCRIPTION                           | DEC<br>PART NO. | FIG.<br>NO. | ITEM      |
|---------------------------------------|-----------------|-------------|-----------|
| Label, "ID w/Copy" (added)            | 36-16073-00     | 2           | Not Shown |
| Label, "ID"                           | 36-12083-00     | 37          | Not Shown |
| Label, "Insulator"                    | 36-17973-04     | 27          | Not Shown |
| Label, "Module Utilization"           | 36-21737-02     | 36          | Not Shown |
| Label, "Module Utilization"           | 36-17791-01     | 23          | Not Shown |
| Label, "Not For External Use"         | 36-17154-00     | 17          | Not Shown |
| Label, "Operating Voltage"            | 36-21405-01     | 3           | Not Shown |
| Label, "P.S. H7202D"                  | 36-18426-02     | 37          | Not Shown |
| Label, "Power Rating 100-120/220V"    | 36-20215-01     | 43          | Not Shown |
| Label, "Power Supply"                 | 90-09255-00     | 38          | Not Shown |
| Label, "Power Supply"                 | 90-09255-00     | 37          | Not Shown |
| Label, "Power Supply"                 | 90-09255-00     | 40          | Not Shown |
| Label, "Power Supply"                 | 90-09255-00     | 41          | 12        |
| Label, "Power Supply"                 | 90-09255-00     | 22          | 11        |
| Label, "Power Supply"                 | 90-09255-01     | 21D         | 7         |
| Label, "Power Supply"                 | 90-09255-01     | 11          | Not Shown |
| Label, "Power Supply"                 | 90-09255-01     | 21          | Not Shown |
| Label, "Power Supply"                 | 90-09255-00     | 17          | Not Shown |
| Label, "Power Supply/Sub Assembly ID" | 90-09255-03     | 31          | Not Shown |
| Label, "Power Supply/Sub Assembly ID" | 90-09255-03     | 27          | Not Shown |
| Label, "Power Supply/Sub Assembly ID" | 90-09255-03     | 32          | Not Shown |
| Label, "Regulations"                  | 36-20217-01     | 57          | 13        |
| Label, "Regulations"                  | 36-20218-13     | 43          | Not Shown |
| Label, "Regulatory Data" (50Hz)       | 36-26131-02     | 2           | Not Shown |
| Label, "Regulatory Data" (60Hz)       | 36-26131-01     | 2           | Not Shown |
| Label, "Serial No."                   | 36-20216-01     | 57          | 12        |
| Label, "Serial Number"                | 36-19833-01     | 50          | Not Shown |
| Label, "Serial Regulator"             | 36-20312-01     | 58          | 11        |
| Label, "Serial"                       | 36-22147-01     | 16          | Not Shown |
| Label, "Serial" (Hong Kong)           | 36-20216-03     | 57          | Not Shown |
| Label, "Serial" (Hong Kong)           | 36-20216-02     | 57          | Not Shown |
| Label, "Serial" (Spain)               | 36-20216-04     | 57          | Not Shown |
| Label, "Serial" (Taiwan)              | 36-20216-01     | 57          | Not Shown |
| Label, Serial/Power W/O UL, CSA"      | 36-17674-00     | 33          | Not Shown |
| Label, "Side"                         | 36-21737-01     | 36          | Not Shown |
| Label, "Stability"                    | 36-22062-01     | 3           | Not Shown |
| Label, "Static Symbol"                | 36-24214-01     | 13          | Not Shown |
| Label, "Switch Position"              | 36-15680-00     | 41          | Not Shown |
| Label, "Switch Position"              | 36-15680-00     | 27          | Not Shown |
| Label, "Terminal ID"                  | 36-24104-01     | 27          | Not Shown |
| Label, "Thermal Bar Code"             | 36-22147-08     | 19          | 6         |
| Label, "Unit ID"                      | 36-24103-01     | 27          | Not Shown |
| Label, "Warning 300V"                 | 36-24216-02     | 5           | Not Shown |
| Label, Adhesive (American)            | 36-20219-01     | 58          | 3         |
| Label, Danger #7170                   | 36-16730-01     | 21C         | 12        |
| Label, "Power Supply/Sub Assembly ID" | 90-09255-03     | 28          | Not Shown |
| Lamp, Neon                            | 12-19281-00     | 11          | 16        |
| Latch                                 | 12-24095-01     | 10          | 2         |
| Latch, Door                           | 74-26991-02     | 9           | 2         |
| Latch, Door                           | 74-26991-01     | 8           | 2         |
| Latch, Door                           | 74-26991-02     | 8           | 6         |
| Latch, Door                           | 74-26991-01     | 9           | 6         |
| Latch, Pivot                          | 74-26992-01     | 9           | 9         |

\*\*\*NOTE\*\*\*

When the description includes "added" or "deleted", ALWAYS refer to the figure parts list for the latest related part description.

VAX8700/8800 SYSTEM SORT BY DEC PART DESCRIPTION

| DESCRIPTION                                   | DEC PART NO. | FIG. NO. | ITEM      |
|---|--------------|----------|-----------|
| Latch, Turn-Grip Range                        | 12-24095-01  | 7        | 2         |
| Latch, Wire (L.H.)                            | 74-26243-01  | 46       | 3         |
| Latch, Wire (R.H.)                            | 74-26242-01  | 46       | 2         |
| LED 1.5 MCD @ 25 mA                           | 11-16622-00  | 54       | 4         |
| Lens, Lamp Holder                             | 12-19295-01  | 11       | 17        |
| Line Filter Assembly                          | 12-23232-01  | 30       | 1         |
| Line Filter Assembly (50Hz)                   | 70-22569-01  | 3        | 34        |
| Line Filter Assembly (60Hz)                   | 70-22173-01  | 3        | 41        |
| Linefilter                                    | 12-17065-01  | 21D      | 2         |
| Load Connector Assembly                       | 20-23924-01  | 27       | 12        |
| Locktite 414                                  | 49-01272-00  | 54       | 5         |
| Logo Number "0" (added)                       | 74-35772-10  | 5        | 34        |
| Logo Number "1" (added)                       | 74-35772-01  | 5        | 34        |
| Logo Number "4" (added)                       | 74-35772-04  | 5        | 34        |
| Logo Number "7" (added)                       | 74-35772-07  | 5        | 34        |
| Logo Number "8" (added)                       | 74-35772-08  | 5        | 34        |
| Logo Number "9" (added)                       | 74-35772-09  | 5        | 34        |
| Logo Panel Assembly (deleted)                 | 70-22896-02  | 5        | 26        |
| Logo Panel, 8700/8800 (added)                 | 70-24735-01  | 5        | 26        |
| Logo, "Digital"                               | 74-27428-01  | 56       | 14        |
| Medallion (Not Shown)                         | 74-27256-01  | 42       | 12        |
| Medallion, System Box                         | 74-27256-08  | 43       | 11        |
| Micro Processor, (E1) No. 8051 (deleted)      | 23-004MI-00  | 59       | 9         |
| Module Assembly                               | H7216-00     | 37       | 2         |
| MODULE ASSEMBLY, 5 VOLT POWER                 | H7200-00     | 40       | N/A       |
| MODULE ASSEMBLY, 5 VOLT POWER                 | H7200-00     | 37       | 4         |
| Module Assembly, Blank                        | 70-14103-00  | 5        | 11        |
| MODULE ASSEMBLY, COMMUNICATION POWER          | H7211-00     | 37       | 3         |
| MODULE ASSEMBLY, COMMUNICATION POWER          | H7211-00     | 39       | N/A       |
| Module Assembly, Distribution                 | 54-13877-YA  | 37       | 13        |
| Module Assembly, Filler                       | 70-21705-01  | 5        | 10        |
| Module Assembly, Filler                       | 70-23091-01  | 5        | 12        |
| Module Assembly, Major                        | 54-13857-00  | 40       | 1         |
| Module Assembly, Small Blank                  | 70-21639-01  | 5        | 9         |
| Module Assembly, System                       | 54-16237-01  | 44       | 1         |
| Module Kit, BI Channel                        | DB88-AA      | 4        | Not Shown |
| Module Set, CIBCI                             | CIBCI-M      | 1A       | Not Shown |
| Module Set, CIBCI                             | CIBCI-M      | 1        | Not Shown |
| Module Set, CPU W/Memory Controller           | KA88-AA      | 4        | 7         |
| Module Set, CPU W/O Memory Controller         | KA88-AB      | 4        | 7         |
| Module, 4 MB Memory (deleted)                 | MS88-AA      | 4        | Not Shown |
| Module, 512KB RAM Daughter (Not Shown)        | MSC11-B      | 42       | 9         |
| Module, 7862 Power Supply                     | 54-15086-01  | 47       | 2         |
| Module, 876-A Control                         | 54-15612-01  | 11       | 45        |
| Module, AC Input                              | 54-13775-01  | 21       | 18        |
| Module, Air Flow Sensor                       | 54-14340-00  | 36       | 3         |
| Module, Backplane Power                       | 54-17780-02  | 12       | 22        |
| Module, Backplane Power (H7186, H7187, H7188) | 54-16159-02  | 6        | 33        |
| Module, Backplane Power (H7189, H7180)        | 54-16157-02  | 6        | 32        |

\*\*\*NOTE\*\*\*

When the description includes "added" or "deleted", ALWAYS refer to the figure parts list for the latest related part description.

VAX8700/8800 SYSTEM SORT BY DEC PART DESCRIPTION

| DESCRIPTION                                    | DEC PART NO. | FIG. NO. | ITEM      |
|--|--------------|----------|-----------|
| Module, BI Bus to Unibus                       | M7166-00     | 2        | Not Shown |
| Module, BI Unibus Adapter                      | T1010-00     | 1A       | Not Shown |
| Module, BI Unibus Adapter                      | T1010-00     | 1        | Not Shown |
| Module, CDP (CI750 Data Path Module)           | L0400-00     | 34       | Not Shown |
| Module, CI750 Backplane                        | 54-15555-00  | 38       | 2         |
| Module, Communication Regulator                | 54-13867-00  | 39       | 1         |
| Module, Console Distribution Connector         | 54-16817-01  | 16       | 1         |
| Module, Distribution                           | 54-17538-C1  | 12       | 20        |
| Module, ELEM Power Supply Load                 | M9049-00     | 23       | Not Shown |
| Module, Encoding Keyboard (deleted)            | 54-15148-00  | 59       | 2         |
| Module, Enhance LEM Power Supply               | 54-16120-01  | 31       | 1         |
| Module, ILI (CI Link Interface Module)         | L0100-00     | 34       | Not Shown |
| Module, Input                                  | 54-17915-01  | 21D      | 3         |
| Module, Interface Logic                        | H7061-A      | 5        | 15        |
| Module, IPB (CI Control Store Module)          | L0101-00     | 34       | Not Shown |
| Module, Limiter                                | 54-14187-01  | 21       | 15        |
| Module, Line Interface (Not Shown)             | 54-15539-01  | 42       | 7         |
| Module, LK201CR (added)                        | 54-16941-01  | 59       | 2         |
| Module, Main PCB                               | 29-24992-00  | 60       | 1         |
| Module, MOV (3 Phase)                          | 54-16002-00  | 11       | 43        |
| Module, NMI Load                               | F1013-00     | 4        | Not Shown |
| Module, Power Distribution                     | 54-16152-01  | 27       | 4         |
| Module, Regulator +12/15 Volt                  | 54-17913-01  | 21A      | 2         |
| Module, RX50 Controller                        | 54-15058-00  | 43       | 5         |
| Module, Seek Interface                         | 54-15066-00  | 50       | 10        |
| Module, Unibus Exercizer/Terminator            | M9313-00     | 2        | Not Shown |
| MONITOR ASSEMBLY, VR201                        | VR201-B      | 55       | N/A       |
| MONITOR ASSEMBLY, VR201                        | VR201-B      | 42       | 2         |
| Monitor Board Assembly                         | 70-19584-00  | 58       | 12        |
| MOTHER BOARD ASSEMBLY, SYSTEM UNIT             | KDJ11-CA     | 43       | 2         |
| MOTHER BOARD ASSEMBLY, SYSTEM UNIT             | KDJ11-CA     | 44       | N/A       |
| Motor, 12 Vdc                                  | 12-18677-00  | 51       | 1         |
| MOTOR/BASEPLATE ASSEMBLY (NFR)                 | 70-18638-00  | 51       | N/A       |
| MOTOR/BASEPLATE ASSEMBLY (NFR)                 | 70-18638-00  | 50       | 1         |
| Mount, Cable Tie                               | 90-08264-00  | 56       | 15        |
| Mount, Cable Tie                               | 90-08264-00  | 47       | 5         |
| Mount, Cable Tie                               | 90-08264-00  | 35       | 14        |
| Mount, Cable Tie                               | 90-08264-00  | 27       | 18        |
| Mount, Cable Tie                               | 90-08264-00  | 21       | 28        |
| Mount, Cable Tie                               | 90-08264-00  | 11       | 11        |
| Mount, Cable Tie                               | 90-07867-00  | 6        | 16        |
| Mount, Cable Tie                               | 90-07867-00  | 3        | 22        |
| Mount, Frame                                   | 74-32211-01  | 12       | 16        |
| Mounting Plate Assembly                        | 70-23417-01  | 6        | 50        |
| Muffler, Air Moving                            | 12-22708-01  | 5        | 30        |
| Nut, Bar                                       | 74-25248-00  | 53       | 2         |
| Nut, Ela-Stop                                  | 90-08055-00  | 56       | 9         |
| Nut, Fastener No. 6-32 (replaces 90-06584-03)  | 90-09300-01  | 18       | 8         |
| Nut, Hex Ext Tooth Lockwasher 6-32 x 1/4       | 90-08185-00  | 21A      | 9         |
| Nut, Hex Ext Tooth Lockwasher No. 10-32 x 3/8  | 90-06565-00  | 21B      | 6         |
| Nut, Hex Ext Tooth Lockwasher No. 8-32 (added) | 90-06563-00  | 23       | Not Shown |

\*\*\*NOTE\*\*\*

When the description includes "added" or "deleted", ALWAYS refer to the figure parts list for the latest related part description.

VAX8700/8800 SYSTEM SORT BY DEC PART DESCRIPTION

| DESCRIPTION                                    | DEC PART NO. | FIG. NO. | ITEM      |
|--|--------------|----------|-----------|
| Nut, Hex Ext Tooth Lockwasher No. 8-32 x 11/32 | 90-06663-00  | 21C      | 6         |
| Nut, Hex No. 1/4-20                            | 90-08203-00  | 5        | 17        |
| Nut, Hex No. 10                                | 90-06565-00  | 49       | 12        |
| Nut, Hex No. 2-56                              | 90-06555-00  | 6        | 15        |
| Nut, Hex No. 4                                 | 90-06557-00  | 49       | 15        |
| Nut, Hex No. 6                                 | 90-08185-00  | 49       | 4         |
| Nut, Hex No. 6-32                              | 90-08185-00  | 47       | 8         |
| Nut, Kap                                       | 90-06565-00  | 8        | 9         |
| Nut, Kap No. 1/4-20                            | 90-08203-00  | 15       | 19        |
| Nut, Kap No. 1/4-20                            | 90-08203-00  | 3        | 17        |
| Nut, Kap No. 10-32                             | 90-06565-00  | 34       | 7         |
| Nut, Kap No. 10-32                             | 90-06565-00  | 38       | 13        |
| Nut, Kap No. 10-32                             | 90-06565-00  | 27       | 24        |
| Nut, Kap No. 10-32                             | 90-06565-00  | 30       | 6         |
| Nut, Kap No. 10-32                             | 90-06565-00  | 14       | 10        |
| Nut, Kap No. 10-32                             | 90-06565-00  | 21       | 8         |
| Nut, Kap No. 10-32                             | 90-06565-00  | 6        | 48        |
| Nut, Kap No. 10-32                             | 90-06565-00  | 9        | 5         |
| Nut, Kap No. 10-32                             | 90-06565-00  | 11       | 22        |
| Nut, Kap No. 10-32                             | 90-06565-00  | 7        | 7         |
| Nut, Kap No. 10-32                             | 90-06565-00  | 5        | 20        |
| Nut, Kap No. 10-32                             | 90-06565-00  | 10       | 5         |
| Nut, Kap No. 10-32 (added)                     | 90-06565-00  | 23       | Not Shown |
| Nut, Kap No. 4-40 (deleted)                    | 90-06567-00  | 6        | 26        |
| Nut, Kap No. 4-40 x 1/4                        | 90-06567-00  | 41       | 5         |
| Nut, Kap No. 6                                 | 90-08135-00  | 40       | 7         |
| Nut, Kap No. 6-32                              | 90-06560-00  | 36       | 12        |
| Nut, Kap No. 6-32                              | 90-08185-00  | 44       | 12        |
| Nut, Kap No. 6-32                              | 90-06560-00  | 29       | 8         |
| Nut, Kap No. 6-32                              | 90-06560-00  | 22       | 6         |
| Nut, Kap No. 6-32                              | 90-09991-00  | 17       | 9         |
| Nut, Kap No. 6-32                              | 90-08957-00  | 11       | 50        |
| Nut, Kap No. 6-32                              | 90-06560-00  | 11       | 57        |
| Nut, Kap No. 6-32                              | 90-08185-00  | 21       | 25        |
| Nut, Kap No. 8-32                              | 90-06563-00  | 33       | 8         |
| Nut, Kap No. 8-32                              | 90-06563-00  | 28       | 7         |
| Nut, Kap No. 8-32                              | 90-06563-00  | 21       | 6         |
| Nut, Push Round                                | 90-09865-01  | 43       | 9         |
| Nut, Retainer No. 10-32                        | 90-06610-00  | 34       | 8         |
| Nut, Retainer No. 10-32                        | 90-07786-00  | 5        | 5         |
| Nut, Retaining No. 10-32                       | 90-07786-00  | 6        | 5         |
| Nut, Self-Lock No. 10-32                       | 90-08059-00  | 9        | 8         |
| Nut, Stop No. 10-32                            | 90-08059-00  | 8        | 5         |
| Nut, Well No. 1/4-20                           | 90-08897-00  | 33       | 16        |
| Nut, Well No. 6-32                             | 90-10115-00  | 6        | 46        |

\*\*\*NOTE\*\*\*

When the description includes "added" or "deleted", ALWAYS refer to the figure parts list for the latest related part description.

VAX8700/8800 SYSTEM SORT BY DEC PART DESCRIPTION

| DESCRIPTION                          | DEC PART NO. | FIG. NO. | ITEM |
|--------------------------------------|--------------|----------|------|
| Outlet, Twist Lock (Four Pole 20A)   | 12-11210-00  | 11       | 62   |
| Outlet, Twist Lock (Four Pole 30A)   | 12-12315-00  | 11       | 61   |
| Output Assembly                      | 70-17638-00  | 40       | 5    |
| Overlay, Connector Panel             | 74-25647-00  | 48       | 1    |
| Pad, Foam                            | 12-25961-01  | 5        | 31   |
| Pan Assembly                         | 70-18981-00  | 45       | 2    |
| Panel                                | 74-26404-15  | 16       | 2    |
| PANEL ASSEMBLY, CONNECTOR            | 70-20610-01  | 48       | N/A  |
| PANEL ASSEMBLY, CONNECTOR            | 70-20610-01  | 44       | 11   |
| PANEL ASSEMBLY, CONSOLE DISTRIBUTION | 70-21700-01  | 16       | N/A  |
| PANEL ASSEMBLY, CONSOLE DISTRIBUTION | 70-21700-01  | 6        | 59   |
| Panel Assembly, End                  | 70-19485-00  | 5        | 16   |
| Panel Assembly, End                  | 70-19485-00  | 3        | 79   |
| Panel Assembly, Ethernet             | 70-22904-01  | 6        | 62   |
| PANEL ASSEMBLY, FAN                  | 70-19886-00  | 22       | N/A  |
| PANEL ASSEMBLY, FRONT                | 70-23771-01  | 21C      | N/A  |
| PANEL ASSEMBLY, FRONT                | 70-23771-01  | 21B      | 1    |
| Panel Assembly, Kick                 | 70-21704-01  | 5        | 21   |
| Panel Assembly, Kick                 | 70-21704-02  | 3        | 83   |
| Panel Assembly, Modesty              | 70-20760-01  | 42       | 6    |
| Panel Switch                         | 74-30524-01  | 3        | 52   |
| Panel, Access                        | 74-26636-01  | 37       | 19   |
| Panel, Bottom Floor (50Hz)           | 74-26284-01  | 3        | 18   |
| Panel, Bottom Floor (60Hz)           | 74-26290-01  | 3        | 61   |
| Panel, Circuit Breaker (50Hz)        | 74-26286-01  | 22       | 1    |
| Panel, Circuit Breaker (60Hz)        | 74-26285-01  | 3        | 36   |
| Panel, Connector Grounding           | 74-27948-01  | 48       | 4    |
| Panel, Double Sub                    | 74-26407-01  | 3        | 65   |
| Panel, Filler                        | 74-31089-01  | 5        | 13   |
| Panel, Front                         | 74-27066-02  | 21C      | 1    |
| Panel, Front                         | 74-25464-01  | 11       | 4    |
| Panel, Front                         | 74-31116-01  | 6        | 19   |
| Panel, Front Transformer             | 74-26294-01  | 3        | 8    |
| Panel, Left Transformer              | 74-26288-01  | 3        | 5    |
| Panel, Rear                          | 74-25465-01  | 11       | 37   |
| Panel, Rear Transformer              | 74-26289-01  | 3        | 3    |
| Panel, Receptacle                    | 74-27654-01  | 17       | 8    |
| Panel, Right Transformer             | 74-22453-01  | 3        | 6    |
| Panel, Terminal Board                | 74-32128-01  | 3        | 30   |
| Panel, Top Transformer               | 74-26292-01  | 3        | 43   |
| PC380 UNIT ASSEMBLY                  | PC380-AA     | 42       | 1    |
| PC380 UNIT ASSEMBLY                  | PC380-AA     | 43       | N/A  |
| PCB Assembly, Motor                  | 70-19175-00  | 50       | 6    |
| PCB Assembly, Read/Write             | 70-19177-00  | 50       | 5    |
| Pin, Dowel                           | 12-26537-01  | 52       | 22   |
| Pin, Roll                            | 90-06518-00  | 57       | 10   |
| Pivot, Latch                         | 74-26992-01  | 8        | 4    |
| Plate, Circuit Breaker Mounting      | 74-26305-01  | 3        | 2    |
| Plate, Cover                         | 74-27655-01  | 17       | 6    |

\*\*\*NOTE\*\*\*

When the description includes "added" or "deleted", ALWAYS refer to the figure parts list for the latest related part description.

VAX8700/8800 SYSTEM SORT BY DEC PART DESCRIPTION

| DESCRIPTION                                 | DEC PART NO. | FIG. NO. | ITEM      |
|---|--------------|----------|-----------|
| Plate, Skid                                 | 74-25852-02  | 50       | 17        |
| Plate, Slide                                | 74-25852-01  | 60       | 5         |
| Plate, Slide Index (LH)                     | 74-21613-01  | 25       | 4         |
| Plate, Slide Index (LH)                     | 74-21613-01  | 23       | 5         |
| Plate, Slide Index (RH)                     | 74-21613-00  | 25       | 4         |
| Plate, Slide Index (RH)                     | 74-21613-00  | 23       | 5         |
| Plate, Slide Nut                            | 74-21444-00  | 25       | 7         |
| Plate, Strain Relief                        | 74-28580-01  | 36       | 19        |
| Plate, Strap                                | 74-30607-01  | 6        | 70        |
| Plate, Strap W/Insert                       | 74-30607-02  | 6        | 71        |
| Plenum                                      | 74-27378-01  | 36       | 13        |
| Plug Jumper                                 | 12-14314-00  | 60       | 2         |
| Plug, Node ID #0                            | 12-23701-16  | 19       | 12        |
| Plug, Node ID #2                            | 12-23701-02  | 19       | 7         |
| Plug, Node ID #4                            | 12-23701-04  | 19       | 8         |
| Plug, Node ID #5                            | 12-23701-05  | 19       | 9         |
| Plug, Node ID #6                            | 12-23701-06  | 19       | 10        |
| Plug, Node ID #7                            | 12-23701-07  | 19       | 11        |
| Plug, Plastic Binder                        | 90-10648-01  | 18       | 7         |
| Plug, Retainer                              | 74-33028-01  | 17       | 10        |
| Power Assembly, Control & Start-up          | H7060-A      | 5        | 2         |
| Power Cable Assembly                        | 17-00342-02  | 43       | 7         |
| POWER CONTROLLER (120/208V, 30A)            | 876-A        | 11       | N/A       |
| POWER CONTROLLER, 120/208V, 30A             | 876-A        | 6        | 6         |
| Power Cord                                  | 17-00083-09  | 58       | Not Shown |
| Power Cord                                  | 17-00442-17  | 4        | Not Shown |
| POWER CORD ASSEMBLY                         | 70-22127-01  | 27       | 17        |
| Power Cord Assembly                         | 17-00027-01  | 28       | 8         |
| POWER CORD ASSEMBLY                         | 70-22127-01  | 28       | N/A       |
| Power Cord Assembly                         | 17-01073-01  | 6        | Not Shown |
| Power Cord Assembly                         | 17-00442-17  | 6        | Not       |
| ShownPower Cord Assembly (added)            | 17-00083-03  | 33       | 6         |
| Power cord Assembly (deleted)               | 17-00083-22  | 33       | 6         |
| Power Cord Assembly, AC                     | 17-00903-03  | 17       | 4         |
| Power Cord Assembly, AC (added)             | 17-01667-02  | 17       | 5Power    |
| Cord Assembly, AC (deleted)                 | 17-00903-02  | 17       | 5         |
| Power Module, H7189 BIP                     | H7189-A      | 4        | 6         |
| POWER OUTLET ASSEMBLY, CONSOLE              | 70-22532-02  | 14       | N/A       |
| POWER OUTLET ASSEMBLY, CONSOLE              | 70-22532-02  | 6        | 63        |
| Power Receptacle Assembly                   | 70-22154-01  | 14       | 1         |
| POWER SUPPLY ASSEMBLY                       | 70-20407-01  | 35       | N/A       |
| POWER SUPPLY ASSEMBLY                       | 70-20407-01  | 34       | 4         |
| POWER SUPPLY ASSEMBLY                       | H7204-BA     | 27       | N/A       |
| POWER SUPPLY ASSEMBLY                       | H7204-BA     | 23       | 2         |
| POWER SUPPLY ASSEMBLY (5V, 100A)            | H7203-A      | 29       | 2         |
| POWER SUPPLY ASSEMBLY (5V, 100A)            | H7203-A      | 31       | N/A       |
| POWER SUPPLY ASSEMBLY, H7862                | H7862-C      | 43       | 3         |
| POWER SUPPLY ASSEMBLY, H7862 (120/220/240V) | H7862-C      | 47       | N/A       |

\*\*\*NOTE\*\*\*

When the description includes "added" or "deleted", ALWAYS refer to the figure parts list for the latest related part description.

VAX8700/8800 SYSTEM SORT BY DEC PART DESCRIPTION

| DESCRIPTION                            | DEC PART NO. | FIG. NO. | ITEM      |
|--|--------------|----------|-----------|
| Power Supply, H7180 5 @200A Module     | H7180-A      | 4        | 3         |
| Power Supply, H7186 +/-5V @ 85A Module | H7186-A      | 4        | 5         |
| Power Supply, H7187 +/-2.5V Module     | H7187-A      | 4        | 4         |
| POWER SUPPLY, H7202                    | H7202-D      | 35       | 1         |
| POWER SUPPLY, H7202                    | H7202-D      | 37       | N/A       |
| Pulley, Idler                          | 74-25244-01  | 51       | 4         |
| Rack Assembly                          | 70-22195-01  | 18       | 1         |
| Rail, Lateral                          | 74-26060-00  | 15       | 5         |
| Rail, Vertical (LH)                    | 74-26084-01  | 15       | 7         |
| Rail, Vertical (RH)                    | 74-26084-00  | 15       | 6         |
| Receptacle, Diode Bridge               | 11-16610-00  | 11       | 48        |
| Receptacle, Duplex 125V, 20A           | 12-12265-00  | 11       | 64        |
| Receptacle, Duplex 125V, 20A (deleted) | 12-12265-00  | 17       | 2         |
| Receptacle, Duplex 3W (added)          | 12-14899-00  | 17       | 2         |
| Receptacle, Fuseholder 20A, 300V       | 12-12893-00  | 11       | 13        |
| Receptacle, Power                      | 12-14157-02  | 14       | 3         |
| Receptacle, Power                      | 12-23151-01  | 14       | 2         |
| Receptacle, Power 20A                  | 12-06067-00  | 17       | 11        |
| Resistor                               | 13-21062-02  | 21       | 12        |
| Retainer, Blank                        | 74-27343-01  | 48       | 3         |
| Retainer, Module                       | 74-30067-01  | 27       | 9         |
| Retainer, U-Nut                        | 90-07786-00  | 33       | Not Shown |
| Retainer, U-Nut No. 10-32              | 90-07786-00  | 3        | 75        |
| Retractor, Slide Pawl                  | 12-17095-00  | 25       | 9         |
| Ring, External Retaining               | 90-09580-00  | 52       | 7         |
| Ring, Retainer                         | 90-09273-00  | 46       | 7         |
| Ring, Retaining (Not Shown)            | 90-10318-02  | 42       | 13        |
| Rivet                                  | 90-10435-01  | 48       | 10        |
| Rivet                                  | 90-00030-01  | 12       | 13        |
| Rivet                                  | 90-00030-21  | 15       | 4         |
| Rivet                                  | 90-10228-00  | 21       | 19        |
| Rivet                                  | 90-10359-02  | 6        | 58        |
| Rivet                                  | 90-00030-21  | 6        | 10        |
| Rivet                                  | 90-09595-00  | 3        | 26        |
| Rivet (added)                          | 90-10359-02  | 15       | 10        |
| Rivet (deleted)                        | 90-10003-01  | 15       | 10        |
| Rivet, Accordion                       | 90-10228-00  | 29       | 9         |
| Rivet, Accordion                       | 90-10228-00  | 21A      | 4         |
| Rivet, Blind Dome                      | 90-06508-00  | 38       | 17        |
| Rod, Tray Pivot                        | 74-32407-01  | 3        | 74        |
| Screen, Double Bottom                  | 74-26071-00  | 15       | 13        |
| Screw, Sems Phi Pan Hd No. 6-32 x 5/16 | 90-10155-00  | 27       | 16        |
| Screw, Button Cap Hex No. 4-40 x 3/8   | 90-10379-02  | 51       | 12        |
| Screw, Captive No. 4-40                | 12-19534-01  | 16       | 6         |
| Screw, Flat Hd Phi No. 6-32 x 3/8      | 90-10158-04  | 57       | 8         |
| Screw, Flat Phi Hd No. 6-32 x 1/4      | 90-06020-02  | 33       | 5         |
| Screw, Hex Hd No. 1/4-20 x 1.0 (added) | 90-09988-14  | 3        | 85        |
| Screw, Hex Hd No. 1/4-20 x 1/2         | 90-06056-01  | 31       | 10        |
| Screw, Hex Hd No. 1/4-20 x 1/2         | 90-06241-09  | 15       | 20        |

\*\*\*NOTE\*\*\*

When the description includes "added" or "deleted", ALWAYS refer to the figure parts list for the latest related part description.

VAX8700/8800 SYSTEM SORT BY DEC PART DESCRIPTION

| DESCRIPTION  | DEC PART NO. | FIG. NO. | ITEM      |
|--|--------------|----------|-----------|
| Screw, Hex Hd No. 1/4-20 x 1/2                         | 90-09988-00  | 3        | 63        |
| Screw, Hex Hd No. 1/4-20 x 1/2                         | 90-06243-09  | 3        | 58        |
| Screw, Hex Hd No. 1/4-20 x 1/2                         | 90-06241-09  | 3        | 55        |
| Screw, Hex Hd No. 1/4-20 x 3/4                         | 90-06243-09  | 6        | 42        |
| Screw, Hex Hd No. 3/16 x 3/4                           | 90-00043-15  | 3        | 14        |
| Screw, Hex Hd No. 8-32 x 5/16 (deleted)                | 90-09682-00  | 18       | 11        |
| Screw, Lock No. 4-40 x 3/8                             | 90-08451-08  | 16       | 4         |
| Screw, Mach Flat Phi Hd No. 6-32 x 3/8                 | 90-00039-24  | 21D      | 4         |
| Screw, Mach Hex Hd No. 1/4-20 x 5/8                    | 90-06242-09  | 13       | 8         |
| Screw, Mach Hex Hd No. 5/16-18 x 3/4                   | 90-06255-09  | 20       | 5         |
| Screw, Mach Pan Phil 6-32 x 5/16                       | 90-06021-01  | 21A      | 7         |
| Screw, Mch Pn Hd No. 8-32 x 1/2 (replaces 90-10717-02) | 90-10717-03  | 18       | 7         |
| Screw, Nylok Flat Hd No. 6-32 x 5/16                   | 90-09730-00  | 38       | 10        |
| Screw, Nylok, Flat Hd No. 6-32 x 5/16                  | 90-09730-00  | 37       | 11        |
| Screw, Nylon Slotted Hd No. 6-32 x 7/16                | 90-08212-00  | 37       | 18        |
| Screw, Nylon Slotted Hd No. 6-32 x 7/16                | 90-08212-00  | 40       | 9         |
| Screw, Pan Phi Hd No. 20 x 1/4 (added)                 | 90-09329-01  | 23       | Not Shown |
| Screw, Phi Flat Hd No. 1/4-20 x 5/8                    | 90-06057-02  | 13       | 22        |
| Screw, Phi Flat Hd No. 10-32 x 1/2                     | 90-06073-02  | 5        | 27        |
| Screw, Phi Flat Hd No. 10-32 x 5/8                     | 90-06073-02  | 3        | 19        |
| Screw, Phi Flat Hd No. 4-40 x 1/2                      | 90-06010-02  | 3        | 51        |
| Screw, Phi Flat Hd No. 4-40 x 1/4                      | 90-06009-02  | 14       | 5         |
| Screw, Phi Flat Hd No. 4-40 x 7/16                     | 90-00439-14  | 53       | 5         |
| Screw, Phi Flat Hd No. 6-32 x 1/2                      | 90-06024-02  | 18       | 9         |
| Screw, Phi Flat Hd No. 6-32 x 1/4                      | 90-06020-02  | 50       | 13        |
| Screw, Phi Flat Hd No. 6-32 x 3/16                     | 90-10120-00  | 23       | 9         |
| Screw, Phi Flat Hd No. 8-32 x 1                        | 90-06042-02  | 28       | 5         |
| Screw, Phi Flat Hd No. 8-32 x 3/8                      | 90-06037-02  | 6        | 81        |
| Screw, Phi Flat Hd No. 8-32 x 5/16                     | 90-10118-00  | 25       | 13        |
| Screw, Phi Hd Self-Tap No. 6-20 x 1/4                  | 90-10376-02  | 48       | 11        |
| Screw, Phi Mach Hd No. 4-40 x 1/4                      | 90-00039-16  | 52       | 15        |
| Screw, Phi Pan Hd No. 1/4-20 x 1.0                     | 90-09329-01  | 33       | 17        |
| Screw, Phi Pan Hd No. 1/4-20 x 1/2                     | 90-06056-01  | 11       | 19        |
| Screw, Phi Pan Hd No. 10-32 x 1                        | 90-06077-01  | 23       | 12        |
| Screw, Phi Pan Hd No. 10-32 x 3/8                      | 90-06071-01  | 11       | 52        |
| Screw, Phi Pan Hd No. 10-32 x 3/8                      | 90-06074-01  | 11       | 76        |
| Screw, Phi Pan Hd No. 10-32 x 3/8                      | 90-06071-01  | 21       | 21        |
| Screw, Phi Pan Hd No. 10-32 x 7/16                     | 90-00038-08  | 21       | 30        |
| Screw, Phi Pan Hd No. 10-32 x 7/16                     | 90-06072-01  | 6        | 47        |
| Screw, Phi Pan Hd No. 10-32 x 9/16                     | 90-00036-08  | 40       | 14        |
| Screw, Phi Pan Hd No. 2-56 x 1.00                      | 90-06007-01  | 6        | 14        |
| Screw, Phi Pan Hd No. 2-56 x 1/4                       | 90-10421-01  | 57       | 7         |
| Screw, Phi Pan Hd No. 4-40 x 3/8                       | 90-06011-01  | 49       | 16        |
| Screw, Phi Pan Hd No. 4-40 x 5/16                      | 90-10089-00  | 59       | 4         |
| Screw, Phi Pan Hd No. 4-40 x 5/16                      | 90-06010-01  | 41       | 6         |
| Screw, Phi Pan Hd No. 4-40 x 5/16                      | 90-06010-01  | 14       | 6         |
| Screw, Phi Pan Hd No. 4-40 x 7/16                      | 90-06012-01  | 21       | 13        |
| Screw, Phi Pan Hd No. 6-19 x 1/4 Self-Tap              | 90-09800-02  | 56       | 10        |
| Screw, Phi Pan Hd No. 6-32 x 1.00                      | 90-06028-01  | 19       | 3         |
| Screw, Phi Pan Hd No. 6-32 x 1/2                       | 90-06024-01  | 50       | 14        |
| Screw, Phi Pan Hd No. 6-32 x 1/2                       | 90-10089-03  | 44       | 16        |
| Screw, Phi Pan Hd No. 6-32 x 1/2                       | 90-06024-01  | 13       | 11        |

\*\*\*NOTE\*\*\*

When the description includes "added" or "deleted", ALWAYS refer to the figure parts list for the latest related part description.

VAX8700/8800 SYSTEM SORT BY DEC PART DESCRIPTION

| DESCRIPTION  | DEC PART NO. | FIG. NO. | ITEM      |
|--|--------------|----------|-----------|
| Screw, Phi Pan Hd No. 6-32 x 1/2                   | 90-06024-01  | 11       | 31        |
| Screw, Phi Pan Hd No. 6-32 x 1/2 (deleted)         | 90-06024-01  | 6        | 68        |
| Screw, Phi Pan Hd No. 6-32 x 1/4                   | 90-09330-01  | 22       | 7         |
| Screw, Phi Pan Hd No. 6-32 x 2-1/2                 | 90-00038-18  | 56       | 6         |
| Screw, Phi Pan Hd No. 6-32 x 3/8                   | 90-09708-00  | 44       | 8         |
| Screw, Phi Pan Hd No. 6-32 x 3/8                   | 90-09989-00  | 40       | 20        |
| Screw, Phi Pan Hd No. 6-32 x 5/16                  | 90-09708-00  | 50       | 3         |
| Screw, Phi Pan Hd No. 6-32 x 5/16                  | 90-09708-00  | 45       | 3         |
| Screw, Phi Pan Hd No. 6-32 x 5/16                  | 90-06021-01  | 41       | 4         |
| Screw, Phi Pan Hd No. 6-32 x 5/16                  | 90-09701-00  | 23       | 4         |
| Screw, Phi Pan Hd No. 6-32 x 5/16                  | 90-09701-00  | 12       | 3         |
| Screw, Phi Pan Hd No. 6-32 x 5/16                  | 90-06021-01  | 21       | 23        |
| Screw, Phi Pan Hd No. 6-32 x 5/8                   | 90-06025-01  | 55       | 4         |
| Screw, Phi Pan Hd No. 6-32 x 5/8                   | 90-00049-32  | 35       | 10        |
| Screw, Phi Pan Hd No. 6-32 x 5/8                   | 90-06025-01  | 24       | 7         |
| Screw, Phi Pan Hd No. 6-32 x 5/8 (added)           | 90-06025-01  | 6        | 68        |
| Screw, Phi Pan Hd No. 6-32 x 7/16                  | 90-09984-02  | 31       | 22        |
| Screw, Phi Pan Hd No. 6-32 x 7/16                  | 90-09984-02  | 32       | 5         |
| Screw, Phi Pan Hd No. 6-32 x 7/16 (added)          | 90-06024-01  | 22       | 4         |
| Screw, Phi Pan Hd No. 6-32 x 7/16 (deleted)        | 90-06023-01  | 22       | 4         |
| Screw, Phi Pan Hd No. 6-32 x 9/16                  | 90-07793-01  | 21       | 11        |
| Screw, Phi Pan Hd No. 7-16 x 5/16                  | 90-10141-01  | 44       | 5         |
| Screw, Phi Pan Hd No. 8-32 x 1/2 (added)           | 90-06039-01  | 12       | 5         |
| Screw, Phi Pan Hd No. 8-32 x 5/8 (deleted)         | 90-10717-02  | 12       | 5         |
| Screw, Phi Truss Hd No. 1/4-20 x 1/2               | 90-10642-01  | 6        | 12        |
| Screw, Phi Truss Hd No. 10-32 x 3/4                | 90-06075-03  | 33       | Not Shown |
| Screw, Phi Truss Hd No. 6-32 x 1/4                 | 90-06020-03  | 51       | 2         |
| Screw, Phi Truss Hd No. 6-32 x 5/16                | 90-06021-03  | 52       | 20        |
| Screw, Phi Truss Hd No. 6-32 x 5/16                | 90-10148-01  | 37       | 8         |
| Screw, Phi Truss Hd No. 6-32 x 5/16                | 90-10148-01  | 40       | 18        |
| Screw, Phi Truss Hd No. 6-32 x 5/16                | 90-10148-01  | 38       | 11        |
| Screw, Phi Truss Hd No. 8-32 x 5/8                 | 90-06040-03  | 6        | 66        |
| Screw, Pivot                                       | 12-16197-00  | 23       | 6         |
| Screw, Pivot                                       | 12-16197-00  | 25       | 5         |
| Screw, Plastic Phi Pan Hd No. 6-19 x 3/8           | 90-09800-02  | 13       | 16        |
| Screw, Plastic Phi Pan Hd No. 6-32 x 3/8 (deleted) | 90-09800-23  | 6        | 28        |
| Screw, Self-Tap Phi Hd No. 6 x 1.00 (added)        | 90-09800-18  | 6        | 28        |
| Screw, Self-Tap Phi Hd No. 6 x 1/2 (added)         | 90-00063-13  | 6        | 76        |
| Screw, Self-Tap Phi Hd No. 8 x 1.00 (added)        | 90-00062-33  | 6        | 30        |
| Screw, Self-Tap Phi Hd No. 8 x 1/2 (added)         | 90-00063-24  | 6        | 79        |
| Screw, Self-Tap Phi Pan Hd No. 4-20 x 3/8          | 90-09800-05  | 40       | 3         |
| Screw, Self-Tap Phi Pan Hd No. 4-40 x 1/4          | 90-10128-00  | 37       | 10        |
| Screw, Self-Tap Phi Pan Hd No. 8-16 x 1/2          | 90-09800-08  | 38       | 18        |
| Screw, Self-tapping Pan Hd No. 6-19 x 3/16         | 90-00062-69  | 13       | 17        |
| Screw, Self-tapping Pan Hd No. 6-19 x 3/8          | 90-00061-27  | 13       | 20        |
| Screw, Sems Hex Hd No. 1/4-20 x 1/2                | 90-09988-00  | 31       | 23        |
| Screw, Sems Hex Hd No. 1/4-20 x 1/2                | 90-09988-00  | 3        | 10        |
| Screw, Sems Hex Hd No. 10-32 x 1/2                 | 90-09988-05  | 15       | 18        |

\*\*\*NOTE\*\*\*

When the description includes "added" or "deleted", ALWAYS refer to the figure parts list for the latest related part description.

VAX8700/8800 SYSTEM SORT BY DEC PART DESCRIPTION

| DESCRIPTION                                     | DEC PART NO. | FIG. NO. | ITEM |
|---|--------------|----------|------|
| Screw, Sems Hex Hd No. 10-32 x 1/2              | 90-09988-05  | 3        | 7    |
| Screw, Sems Hex Hd No. 10-32 x 1/2              | 90-09988-05  | 5        | 6    |
| Screw, Sems Hex Hd No. 8-32 x 3/8               | 90-09988-08  | 35       | 10   |
| Screw, Sems Hex Hd No. 8-32 x 3/8               | 90-09988-08  | 34       | 12   |
| Screw, Sems Hex Hd No. 6-32x1/2                 | 90-06453-00  | 3        | 42   |
| Screw, Sems Pan Phi Hd No. 10-32 x 3/8          | 90-09228-10  | 21D      | 6    |
| Screw, Sems Pan Phi Hd No. 10-32 x 3/8          | 90-09228-10  | 21B      | 8    |
| Screw, Sems Pan Phi Hd No. 6-32 x 5/16          | 90-09984-07  | 21B      | 5    |
| Screw, Sems Pan Phi Hd No. 6-32 x 5/16          | 90-09701-00  | 21C      | 5    |
| Screw, Sems Pan Phi Hd No. 6-32 x 7/16          | 90-09984-02  | 21C      | 8    |
| Screw, Sems Pan Phi Hd No. 6-32 x 7/16          | 90-09984-02  | 21D      | 5    |
| Screw, Sems Phi Flat Hd No. 8-32 x 1/2          | 90-00049-28  | 33       | 3    |
| Screw, Sems Phi Hd No. 6-32 x 1/4               | 90-10174-00  | 33       | 13   |
| Screw, Sems Phi Hd No. 6-32 x 3/16              | 90-00049-22  | 36       | 14   |
| Screw, Sems Phi Hd No. 6-32 x 5/16              | 90-09701-00  | 17       | 7    |
| Screw, Sems Phi Hd No. 8-32 x 3/8               | 90-10174-01  | 35       | 4    |
| Screw, Sems Phi Hd No. 8-32 x 5/8               | 90-00049-16  | 5        | 14   |
| Screw, Sems Phi Hd No. 8-32 x 5/8 (added)       | 90-10174-02  | 3        | 37   |
| Screw, Sems Phi Hd No. 8-32 x 5/8 (deleted)     | 90-00049-05  | 3        | 37   |
| Screw, Sems Phi Pan Hd No. 10-32 x 3/8          | 90-09228-10  | 32       | 6    |
| Screw, Sems Phi Pan Hd No. 10-32 x 3/8          | 90-09228-10  | 29       | 4    |
| Screw, Sems Phi Pan Hd No. 10-32 x 3/8          | 90-09228-10  | 27       | 23   |
| Screw, Sems Phi Pan Hd No. 10-32 x 3/8          | 90-09228-10  | 11       | 41   |
| Screw, Sems Phi Pan Hd No. 10-32 x 3/8          | 90-09228-10  | 6        | 39   |
| Screw, Sems Phi Pan Hd No. 4-40 x 1/4           | 90-09643-02  | 34       | 10   |
| Screw, Sems Phi Pan Hd No. 4-40 x 1/4           | 90-09643-02  | 27       | 14   |
| Screw, Sems Phi Pan Hd No. 4-40 x 3/8           | 90-09643-02  | 3        | 67   |
| Screw, Sems Phi Pan Hd No. 4-40 x 5/16          | 90-00049-44  | 36       | 5    |
| Screw, Sems Phi Pan Hd No. 4-40 x 5/16          | 90-09643-03  | 16       | 5    |
| Screw, Sems Phi Pan Hd No. 6-32 x 1/2           | 90-00049-36  | 47       | 9    |
| Screw, Sems Phi Pan Hd No. 6-32 x 1/2           | 90-00049-24  | 34       | 15   |
| Screw, Sems Phi Pan Hd No. 6-32 x 1/2           | 90-00049-03  | 21       | 17   |
| Screw, Sems Phi Pan Hd No. 6-32 x 1/2           | 90-00049-34  | 11       | 49   |
| Screw, Sems Phi Pan Hd No. 6-32 x 1/2           | 90-00049-01  | 11       | 3    |
| Screw, Sems Phi Pan Hd No. 6-32 x 1/4           | 90-10174-00  | 27       | 21   |
| Screw, Sems Phi Pan Hd No. 6-32 x 1/4           | 90-10174-01  | 30       | 10   |
| Screw, Sems Phi Pan Hd No. 6-32 x 1/4           | 90-10174-00  | 14       | 13   |
| Screw, Sems Phi Pan Hd No. 6-32 x 1/4           | 90-10174-00  | 6        | 75   |
| Screw, Sems Phi Pan Hd No. 6-32 x 3/4           | 90-00049-37  | 49       | 6    |
| Screw, Sems Phi Pan Hd No. 6-32 x 3/8           | 90-00049-35  | 47       | 11   |
| Screw, Sems Phi Pan Hd No. 6-32 x 3/8           | 90-09984-00  | 37       | 5    |
| Screw, Sems Phi Pan Hd No. 6-32 x 3/8           | 90-00049-24  | 36       | 20   |
| Screw, Sems Phi Pan Hd No. 6-32 x 3/8           | 90-10174-00  | 31       | 17   |
| Screw, Sems Phi Pan Hd No. 6-32 x 3/8           | 90-10174-00  | 30       | 9    |
| Screw, Sems Phi Pan Hd No. 6-32 x 3/8           | 90-09984-00  | 12       | 19   |
| Screw, Sems Phi Pan Hd No. 6-32 x 3/8 (deleted) | 90-09984-00  | 6        | 76   |
| Screw, Sems Phi Pan Hd No. 6-32 x 5/16          | 90-10155-00  | 49       | 17   |
| Screw, Sems Phi Pan Hd No. 6-32 x 5/16          | 90-09984-07  | 21A      | 3    |
| Screw, Sems Phi Pan Hd No. 6-32 x 5/16          | 90-09701-00  | 31       | 5    |
| Screw, Sems Phi Pan Hd No. 6-32 x 5/16          | 90-09701-00  | 29       | 7    |

\*\*\*NOTE\*\*\*

When the description includes "added" or "deleted". ALWAYS refer to the figure parts list for the latest related part description.

VAX8700/8800 SYSTEM SORT BY DEC PART DESCRIPTION

| DESCRIPTION                                     | DEC PART NO. | FIG. NO. | ITEM      |
|---|--------------|----------|-----------|
| Screw, Sems Phi Pan Hd No. 6-32 x 5/16          | 90-09701-00  | 21       | 3         |
| Screw, Sems Phi Pan Hd No. 6-32 x 5/16          | 90-09701-00  | 6        | 64        |
| Screw, Sems Phi Pan Hd No. 6-32 x 5/16          | 90-00049-22  | 11       | 10        |
| Screw, Sems Phi Pan Hd No. 6-32 x 5/8           | 90-10109-00  | 35       | 6         |
| Screw, Sems Phi Pan Hd No. 6-32 x 5/8           | 90-10109-00  | 6        | 44        |
| Screw, Sems Phi Pan Hd No. 6-32 x 7/16          | 90-09984-02  | 27       | 11        |
| Screw, Sems Phi Pan Hd No. 6-32 x 7/16          | 90-09984-00  | 23       | 8         |
| Screw, Sems Phi Pan Hd No. 8-32 x 1/2           | 90-09545-01  | 13       | 7         |
| Screw, Sems Phi Pan Hd No. 8-32 x 1/2           | 90-09545-01  | 6        | 34        |
| Screw, Sems Phi Pan Hd No. 8-32 x 1/2 (deleted) | 90-09984-11  | 6        | 79        |
| Screw, Sems Phi Pan Hd No. 8-32 x 1/4           | 90-09545-00  | 30       | 4         |
| Screw, Sems Phi Pan Hd No. 8-32 x 1/4           | 90-09642-00  | 6        | 83        |
| Screw, Sems Phi Pan Hd No. 8-32 x 1/4           | 90-10174-01  | 3        | 46        |
| Screw, Sems Phi Pan Hd No. 8-32 x 3/8           | 90-10174-01  | 38       | 21        |
| Screw, Sems Phi Pan Hd No. 8-32 x 3/8           | 90-10174-01  | 37       | 12        |
| Screw, Sems Phi Pan Hd No. 8-32 x 3/8 (deleted) | 90-10174-02  | 6        | 30        |
| Screw, Sems Phi Pan Hd No. 8-32 x 5/16          | 90-10174-01  | 32       | 7         |
| Screw, Sems Phi Pan Hd No. 8-32 x 3/8           | 90-00049-28  | 11       | 5         |
| Screw, Sems Phi Slotted Hd No. 10-32 x 15/16    | 90-09282-00  | 31       | 16        |
| Screw, Sems Phi Truss Hd No. 10-32 x 7/16       | 12-16785-00  | 25       | 8         |
| Screw, Sems Truss Hd No. 10-32 x 1/2            | 90-09700-00  | 6        | 4         |
| Screw, Slotted Hex Hd No. 6-32 x 5/16           | 90-10386-01  | 59       | 8         |
| Screw, Socket Hd No. 6-32 x 3/8                 | 90-06293-10  | 52       | 9         |
| Screw, Truss Phi Hd No. 8-32 x 3/8 (added)      | 90-06037-03  | 23       | Not Shown |
| Screw, Washer Pan Hd No. 6-32 x 1/2             | 90-10245-01  | 47       | 10        |
| Screwlock, No. 4-40 x 3/16                      | 90-08451-06  | 44       | 13        |
| Seal, Foam                                      | 74-26310-01  | 22       | 10        |
| Seal, Foam                                      | 74-26310-01  | 3        | 40        |
| Seal, Front Weldment Angle (LH)                 | 70-19145-01  | 15       | 9         |
| Seal, Front Weldment Angle (RH)                 | 70-19145-00  | 15       | 8         |
| Seal, Rear Weldment Angle (LH)                  | 70-19581-03  | 15       | 12        |
| Seal, Rear Weldment Angle (RH)                  | 70-19581-02  | 15       | 11        |
| Sensor, Air Flow W/LED                          | 12-22805-02  | 6        | 80        |
| Shaft, Collet                                   | 74-25231-00  | 52       | 3         |
| Shaft, Guide                                    | 74-25224-01  | 51       | 14        |
| Shaft, Idler                                    | 90-00032-19  | 51       | 3         |
| Shaft, Tilt                                     | 74-26805-01  | 57       | 3         |
| Shelf, Circuit Breaker                          | 74-26296-01  | 3        | 24        |
| Shield Assembly                                 | 70-19918-01  | 50       | 18        |
| Shield, Backplane                               | 74-31744-01  | 5        | 29        |
| Shield, Bottom Copper                           | 74-27817-02  | 57       | 15        |
| Shield, Copper Strap                            | 74-27818-02  | 57       | 17        |
| Shield, Double Control                          | 74-26640-01  | 15       | 14        |
| Shield, EMI/RFI                                 | 12-20580-01  | 48       | 9         |
| Shield, Magnetic Insulation                     | 12-21747-01  | 21A      | 5         |
| Shield, Magnetic Insulation                     | 12-21747-01  | 21       | 22        |
| Shield, Panel                                   | 74-31753-01  | 5        | 8         |
| Shield, Protective                              | 74-25994-00  | 11       | 39        |
| Shield, Top Copper (1 Piece)                    | 74-29894-02  | 57       | 14        |

\*\*\*NOTE\*\*\*

When the description includes "added" or "deleted", ALWAYS refer to the figure parts list for the latest related part description.

VAX8700/8800 SYSTEM SORT BY DEC PART DESCRIPTION

| DESCRIPTION                       | DEC PART NO. | FIG. NO. | ITEM |
|-----------------------------------|--------------|----------|------|
| Shoe, Slide                       | 74-25827-00  | 51       | 15   |
| Side, Chassis LH                  | 74-32299-01  | 12       | 11   |
| Side, Chassis RH                  | 74-32298-01  | 12       | 10   |
| Slide String                      | 74-21611-00  | 25       | 6    |
| Slide, Interlock                  | 74-30604-01  | 13       | 14   |
| Snubber Assembly                  | 70-21668-01  | 31       | 8    |
| Space Bar (Low Profile) (added)   | 74-28773-01  | 58       | 6    |
| Space Bar (Low Profile) (deleted) | 74-26051-00  | 58       | 6    |
| Spacer, Follower Arm              | 74-25226-00  | 53       | 4    |
| Spacer, Hex                       | 90-08818-00  | 3        | 33   |
| Spacer, Hex No. 4-40 (added)      | 90-08498-00  | 6        | 26   |
| Spacer, Interlock                 | 74-31100-01  | 13       | 19   |
| Spacer, PC Board Support          | 74-28652-01  | 44       | 15   |
| Spacer, PCB                       | 74-28185-00  | 39       | 4    |
| Spacer, Switch                    | 74-25236-00  | 52       | 14   |
| Spacer, Threaded Hex              | 90-08882-00  | 39       | 3    |
| Spacer, Threaded No. 10-32 x 3/4  | 90-00035-09  | 11       | 35   |
| Spindle Assembly                  | 70-18629-00  | 51       | 8    |
| Spring, Carriage                  | 74-25832-00  | 51       | 16   |
| Spring, Compression               | 12-20841-01  | 57       | 4    |
| Spring, Compression               | 12-20374-01  | 58       | 4    |
| Spring, Compression               | 12-20374-02  | 58       | 5    |
| Spring, Compression               | 12-20113-01  | 43       | 10   |
| Spring, Compression               | 12-19914-01  | 46       | 6    |
| Spring, Cone Lift Cover Return    | 74-25234-00  | 50       | 9    |
| Spring, Conical                   | 74-25232-00  | 52       | 4    |
| Spring, Slide Pawl                | 12-18190-00  | 25       | 10   |
| Stand, System                     | VT2XX-AA     | 42       | 5    |
| Standoff, Hex                     | 90-00001-42  | 6        | 87   |
| Standoff, Hex No. 6-32            | 90-00001-40  | 6        | 85   |
| Standoff, Hex No. 8-32            | 90-00001-34  | 6        | 65   |
| Standoff, Male/Female             | 90-00001-05  | 37       | 17   |
| Standoff, Male/Female             | 90-00001-29  | 36       | 21   |
| Standoff, Male/Female No. 4-40    | 90-09284-00  | 36       | 4    |
| Standoff, No. 10-32               | 90-08841-01  | 6        | 51   |
| Standoff, No. 10-32 x 1/2         | 90-00001-24  | 11       | 42   |
| Stepper Motor Assembly            | 70-18658-00  | 51       | 18   |
| Stiffener, Bottom                 | 74-34245-01  | 21B      | 4    |
| Stiffener, Top                    | 74-34245-02  | 21B      | 3    |
| Stop                              | 74-31997-01  | 18       | 14   |
| Strip, Grommet                    | 90-08209-00  | 40       | 12   |
| Strip, Insulator                  | 74-27877-01  | 48       | 6    |
| Stud Plate                        | 74-23049-00  | 34       | 5    |
| Support, Floor (60Hz)             | 74-26304-10  | 3        | 62   |
| Support, Transformer (50Hz)       | 74-26303-01  | 3        | 9    |
| Switch, (SW1) Rocker 16A          | 12-17051-04  | 49       | 8    |
| Switch, (SW2) Slide 5A (added)    | 12-16901-04  | 49       | 14   |
| Switch, (SW2) Slide 5A (deleted)  | 12-16901-00  | 49       | 14   |
| Switch, Lower                     | 74-25238-00  | 52       | 13   |
| Switch, Upper                     | 74-25237-00  | 52       | 12   |
| Switcher Module Assembly, 12V 3A  | H7216-A      | 27       | 3    |

\*\*\*NOTE\*\*\*

When the description includes "added" or "deleted", ALWAYS refer to the figure parts list for the latest related part description.

VAX8700/8800 SYSTEM SORT BY DEC PART DESCRIPTION

| DESCRIPTION                              | DEC PART NO. | FIG. NO. | ITEM |
|--|--------------|----------|------|
| Tape, Foam                               | 90-08228-00  | 38       | 12   |
| Terminal Block (30 Position)             | 12-19705-03  | 3        | 60   |
| Terminal Block Assembly                  | 12-19705-07  | 3        | 29   |
| Terminal Block Assembly                  | 12-19705-05  | 3        | 28   |
| Terminal Ring                            | 90-07928-00  | 28       | 3    |
| Terminal, (P2,P3,P4) Socket Contact      | 12-09379-01  | 26       | 4    |
| Thermistor, Temperature                  | 12-19526-01  | 6        | 61   |
| Thumbscrew, No. 4-40 x 3/8               | 12-20933-01  | 44       | 5    |
| Thumbscrew, No. 4-40 x 5/8               | 12-20934-01  | 44       | 7    |
| Tie, Cable                               | 90-09617-00  | 56       | 17   |
| Tie, Cable                               | 90-07031-00  | 49       | 18   |
| Tie, Cable                               | 90-07880-00  | 56       | 16   |
| Tie, Cable                               | 90-07031-00  | 47       | 6    |
| Tie, Cable                               | 90-10006-00  | 40       | 21   |
| Tie, Cable                               | 90-07032-00  | 35       | 15   |
| Tie, Cable                               | 90-07032-00  | 27       | 19   |
| Tie, Cable                               | 90-10006-00  | 31       | 13   |
| Tie, Cable                               | 90-07031-00  | 24       | 4    |
| Tie, Cable                               | 90-07031-00  | 26       | 5    |
| Tie, Cable                               | 90-07031-00  | 21B      | 9    |
| Tie, Cable                               | 90-07031-01  | 21D      | 11   |
| Tie, Cable                               | 90-07031-00  | 21       | 27   |
| Tie, Cable                               | 90-07031-00  | 12       | 1    |
| Tie, Cable                               | 90-07880-00  | 11       | 77   |
| Tie, Cable                               | 90-07880-00  | 6        | 88   |
| Tie, Cable                               | 90-07031-00  | 3        | 20   |
| Tie, Cable                               | 90-07880-00  | 3        | 23   |
| Tie, Cable                               | 90-09617-00  | 3        | 49   |
| Tie, Cable (added)                       | 90-07032-00  | 6        | 84   |
| Top Enclosure, Keyboard                  | 74-26053-00  | 59       | 6    |
| Transformer                              | 16-26666-01  | 21C      | 3    |
| Transformer                              | 16-17376-00  | 21       | 4    |
| Transformer, Flyback                     | 16-17638-00  | 40       | 10   |
| Transformer, P=370V, S=28V               | 16-17441-00  | 40       | 4    |
| Transformer, Power (33kHz, P=200-370V)   | 16-23371-01  | 31       | 6    |
| Transformer, Power (33kHz, P=200-380V)   | 16-22685-01  | 31       | 7    |
| Transformer, Power (380/416/440V) (50Hz) | 16-19654-01  | 3        | 4    |
| Transformer, Stepdown 47-63 Hz           | 16-20417-01  | 11       | 40   |
| Translator Assembly, N Box               | H7062-A      | 5        | 3    |
| Tray and Bracket Assembly, Fan           | 70-16376-00  | 24       | 1    |
| Tray Assembly, Cable                     | 70-23086-01  | 3        | 72   |
| TRAY ASSEMBLY, FAN                       | 70-22115-01  | 24       | N/A  |
| TRAY ASSEMBLY, FAN                       | 70-22115-01  | 23       | 13   |
| Washer, Crescent Spring                  | 90-10440-01  | 9        | 7    |
| Washer, Ext Tooth Lock No. 10            | 90-07651-00  | 49       | 11   |
| Washer, Ext Tooth Lock No. 6             | 90-07649-00  | 49       | 5    |
| Washer, Ext Tooth Lock No. 6             | 90-07649-00  | 47       | 7    |
| Washer, External                         | 90-07651-00  | 21B      | 7    |

\*\*\*NOTE\*\*\*

When the description includes "added" or "deleted", ALWAYS refer to the figure parts list for the latest related part description.

VAX8700/8800 SYSTEM SORT BY DEC PART DESCRIPTION

| DESCRIPTION                                 | DEC<br>PART NO. | FIG.<br>NO. | ITEM      |
|---|-----------------|-------------|-----------|
| Washer, External Tooth Lock                 | 90-07651-00     | 21          | 7         |
| Washer, External Tooth Lock No. 1/4         | 90-06724-00     | 3           | 59        |
| Washer, External Tooth Lock No. 10          | 90-07651-00     | 14          | 9         |
| Washer, External Tooth Lock No. 6           | 90-07649-00     | 24          | 6         |
| Washer, External Tooth Lock No. 8 (deleted) | 90-08151-00     | 18          | 12        |
| Washer, External Tooth Lock No. 6           | 90-07649-00     | 21          | 24        |
| Washer, Flat                                | 90-08172-00     | 51          | 11        |
| Washer, Flat                                | 90-06656-00     | 51          | 5         |
| Washer, Flat                                | 90-06656-00     | 52          | 19        |
| Washer, Flat                                | 90-08992-00     | 50          | 19        |
| Washer, Flat                                | 12-19044-01     | 52          | 5         |
| Washer, Flat                                | 90-06656-00     | 37          | 15        |
| Washer, Flat                                | 90-06660-00     | 33          | 15        |
| Washer, Flat                                | 90-06656-00     | 40          | 6         |
| Washer, Flat                                | 90-09775-01     | 46          | 5         |
| Washer, Flat                                | 90-06655-00     | 27          | 15        |
| Washer, Flat                                | 90-06646-00     | 31          | 15        |
| Washer, Flat                                | 90-06656-00     | 27          | 10        |
| Washer, Flat                                | 90-06659-00     | 22          | 5         |
| Washer, Flat                                | 90-06660-00     | 21C         | 7         |
| Washer, Flat                                | 90-08172-00     | 16          | 3         |
| Washer, Flat                                | 90-06660-00     | 21          | 5         |
| Washer, Flat                                | 90-06653-00     | 11          | 51        |
| Washer, Flat                                | 90-06660-00     | 13          | 6         |
| Washer, Flat                                | 90-06656-00     | 18          | 13        |
| Washer, Flat                                | 90-06664-00     | 6           | 77        |
| Washer, Flat                                | 12-20317-02     | 6           | 86        |
| Washer, Flat                                | 90-06661-00     | 11          | 6         |
| Washer, Flat                                | 90-06664-00     | 9           | 4         |
| Washer, Flat                                | 90-06662-00     | 6           | 78        |
| Washer, Flat                                | 90-06664-00     | 8           | 8         |
| Washer, Flat                                | 90-06664-00     | 5           | 19        |
| Washer, Flat                                | 90-06664-00     | 11          | 21        |
| Washer, Flat                                | 90-06664-00     | 10          | 4         |
| Washer, Flat                                | 90-08415-00     | 3           | 25        |
| Washer, Flat                                | 90-06659-00     | 3           | 38        |
| Washer, Flat                                | 90-06664-00     | 3           | 13        |
| Washer, Flat                                | 90-07983-00     | 3           | 11        |
| Washer, Flat                                | 90-09937-00     | 3           | 16        |
| Washer, Flat (added)                        | 90-06660-00     | 23          | Not Shown |
| Washer, Flat No. 10                         | 90-09950-01     | 40          | 16        |
| Washer, Flat No. 10                         | 90-06664-00     | 30          | 5         |
| Washer, Flat No. 10                         | 90-06664-00     | 7           | 6         |
| Washer, Flat No. 6                          | 90-06656-00     | 50          | 4         |
| Washer, Flat No. 6                          | 90-06659-00     | 55          | 2         |
| Washer, Flat No. 6                          | 90-06659-00     | 40          | 8         |
| Washer, Flat No. 6                          | 90-06659-00     | 36          | 11        |
| Washer, Flat No. 6                          | 90-06659-00     | 24          | 5         |
| Washer, Flat No. 6                          | 90-06659-00     | 29          | 6         |
| Washer, Flat No. 6                          | 90-06659-00     | 31          | 21        |
| Washer, Flat No. 6                          | 90-06656-00     | 31          | 4         |
| Washer, Flat No. 6                          | 90-06659-00     | 6           | 45        |

\*\*\*NOTE\*\*\*

When the description includes "added" or "deleted", ALWAYS refer to the figure parts list for the latest related part description.

VAX8700/8800 SYSTEM SORT BY DEC PART DESCRIPTION

| DESCRIPTION                       | DEC<br>PART NO. | FIG.<br>NO. | ITEM      |
|-----------------------------------|-----------------|-------------|-----------|
| Washer, Flat No. 8                | 90-06660-00     | 28          | 8         |
| Washer, Flat No. 6                | 90-06656-00     | 21          | 16        |
| Washer, Flat Nylon                | 90-06707-00     | 44          | 14        |
| Washer, Flat Nylon                | 90-06707-00     | 29          | 10        |
| Washer, Helical                   | 90-06692-00     | 20          | 4         |
| Washer, Helical Split             | 90-07801-00     | 41          | 3         |
| Washer, Helical Split             | 90-07801-00     | 39          | 2         |
| Washer, Int Lock                  | 90-06634-00     | 44          | 4         |
| Washer, Internal Lock             | 90-06635-00     | 21D         | 10        |
| Washer, Internal Tooth Lock       | 90-06633-00     | 22          | 8         |
| Washer, Internal Tooth Lock No. 6 | 90-09982-00     | 50          | 11        |
| Washer, Lock                      | 90-09882-00     | 37          | 16        |
| Washer, Lock                      | 90-08978-00     | 40          | 15        |
| Washer, Lock                      | 90-07649-00     | 21A         | 8         |
| Washer, Lock                      | 90-07649-00     | 11          | 56        |
| Washer, Lock No. 6                | 90-07801-00     | 51          | 6         |
| Washer, Plastic                   | 12-20292-01     | 55          | 3         |
| Washer, Split Lock                | 90-07906-00     | 11          | 53        |
| Washer, Split Lock                | 90-07801-00     | 11          | 32        |
| Washer, Split Lock                | 90-07797-00     | 11          | 20        |
| Washer, Split Lock                | 90-07788-00     | 3           | 15        |
| Washer, Split Lock No. 1/4        | 90-07797-00     | 13          | 9         |
| Washer, Split Lock No. 1/4        | 90-07797-00     | 6           | 43        |
| Washer, Split Lock No. 10         | 90-07906-00     | 33          | Not Shown |
| Washer, Split Lock No. 10         | 90-07906-00     | 21          | 20        |
| Washer, Split Lock No. 2-56       | 90-06686-00     | 6           | 22        |
| Washer, Split Lock No. 4          | 90-06688-00     | 21          | 14        |
| Washer, Split Lock No. 6          | 90-07801-00     | 21          | 10        |
| Washer, Spring                    | 90-10440-01     | 8           | 3         |
| Weldment, Base                    | 70-18895-00     | 20          | 1         |
| Weldment, Connector Panel         | 70-20474-01     | 48          | 2         |
| Weldment, Front Door (LH)         | 70-22142-01     | 7           | 1         |
| Weldment, Front Door (RH)         | 70-22141-01     | 8           | 1         |
| Weldment, Horizontal Bottom       | 70-18893-00     | 15          | 2         |
| Weldment, Horizontal Top          | 70-18900-00     | 15          | 3         |
| Weldment, Rear Door (LH)          | 70-21644-01     | 10          | 1         |
| Weldment, Rear Door (RH)          | 70-21645-01     | 9           | 1         |
| Wire Form Bracket, Weldment       | 70-19524-00     | 56          | 2         |
| Wire Tension Weldment             | 70-19798-00     | 56          | 4         |
| WRITE/PROTECT CABLE ASSEMBLY      | 70-18834-00     | 52          | 10        |

\*\*\*NOTE\*\*\*

When the description includes "added" or "deleted", ALWAYS refer to the figure parts list for the latest related part description.