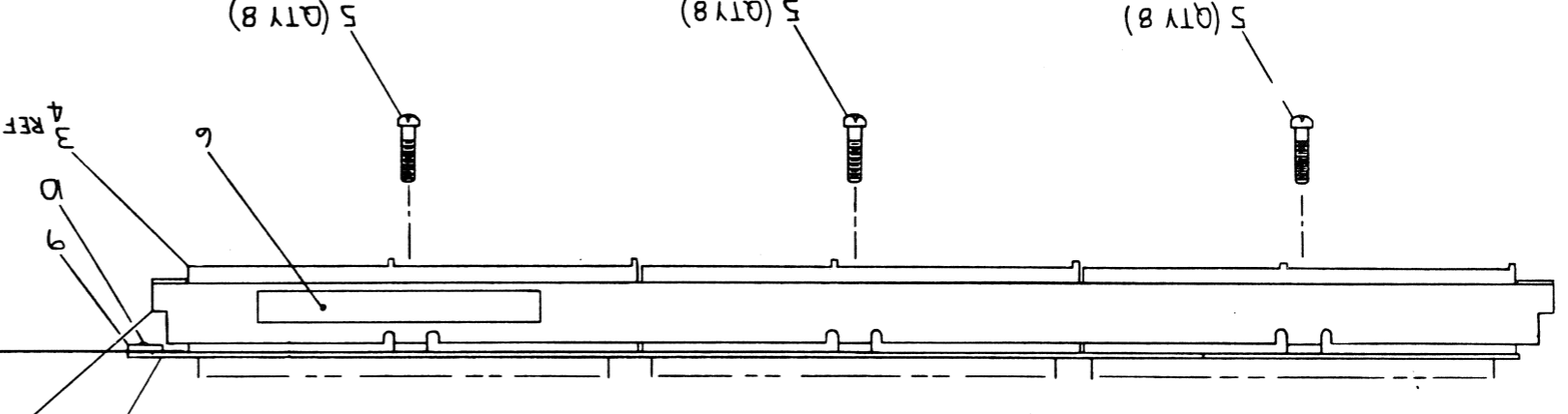
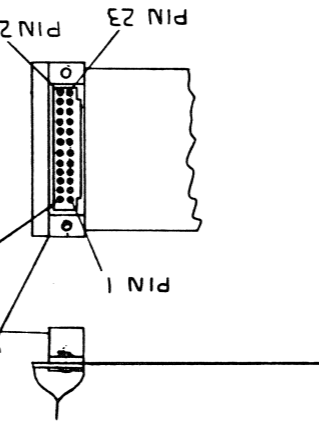
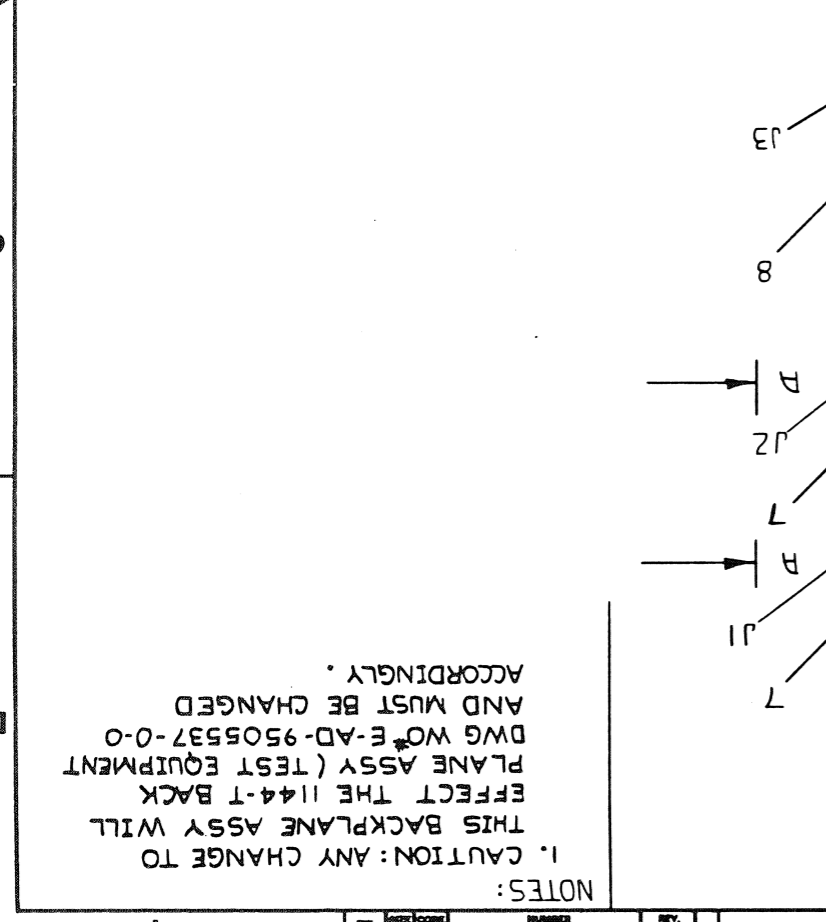


REV	CHG	CHANGE NO.	DESCRIPTION
1			
2			
3			
4			
5			
6			
7			
8			


REV	CHG	CHANGE NO.	DESCRIPTION
1			
2			
3			
4			
5			
6			
7			
8			
9			
10			
11			
12			

ITEM NO.	DESCRIPTION	DWG/PART NO.
1	LOGIC FRAME	E-PS-1217096-0-0
2	WIRE LIST 11/44	K-WL-7016502-0-2
3	EYELET	9000024-01
4	STRAIN RELIEF	8-MD-7422055-0-0
5	FLEX CABLE	1700167-00
6	POWER CABLE	1700171-00
7	DECHL	A-DC-7411881-0
8	SCREW 8-32 x .62 POSIDRIVE	9000120-06
9	CONN 72 PIN	1211425-02
10	CONN 288 PIN	1210258-01
11	BACK PLANE, MODULE	5413593-00
12	LOGIC FRAME	E-MD-7422433-01

CLASS OF	ACCURACY	FINISH	QUALITY	INSULATION	RESISTANCE	TEMPERATURE	ENVIRONMENT
1	±.005	12.5	1.0	1.0	1.0	1.0	1.0
2	±.010	12.5	1.0	1.0	1.0	1.0	1.0
3	±.015	12.5	1.0	1.0	1.0	1.0	1.0
4	±.020	12.5	1.0	1.0	1.0	1.0	1.0
5	±.025	12.5	1.0	1.0	1.0	1.0	1.0
6	±.030	12.5	1.0	1.0	1.0	1.0	1.0
7	±.035	12.5	1.0	1.0	1.0	1.0	1.0
8	±.040	12.5	1.0	1.0	1.0	1.0	1.0
9	±.045	12.5	1.0	1.0	1.0	1.0	1.0
10	±.050	12.5	1.0	1.0	1.0	1.0	1.0
11	±.055	12.5	1.0	1.0	1.0	1.0	1.0
12	±.060	12.5	1.0	1.0	1.0	1.0	1.0



REV	CHG	CHANGE NO.	DESCRIPTION
1			
2			
3			
4			
5			
6			
7			
8			

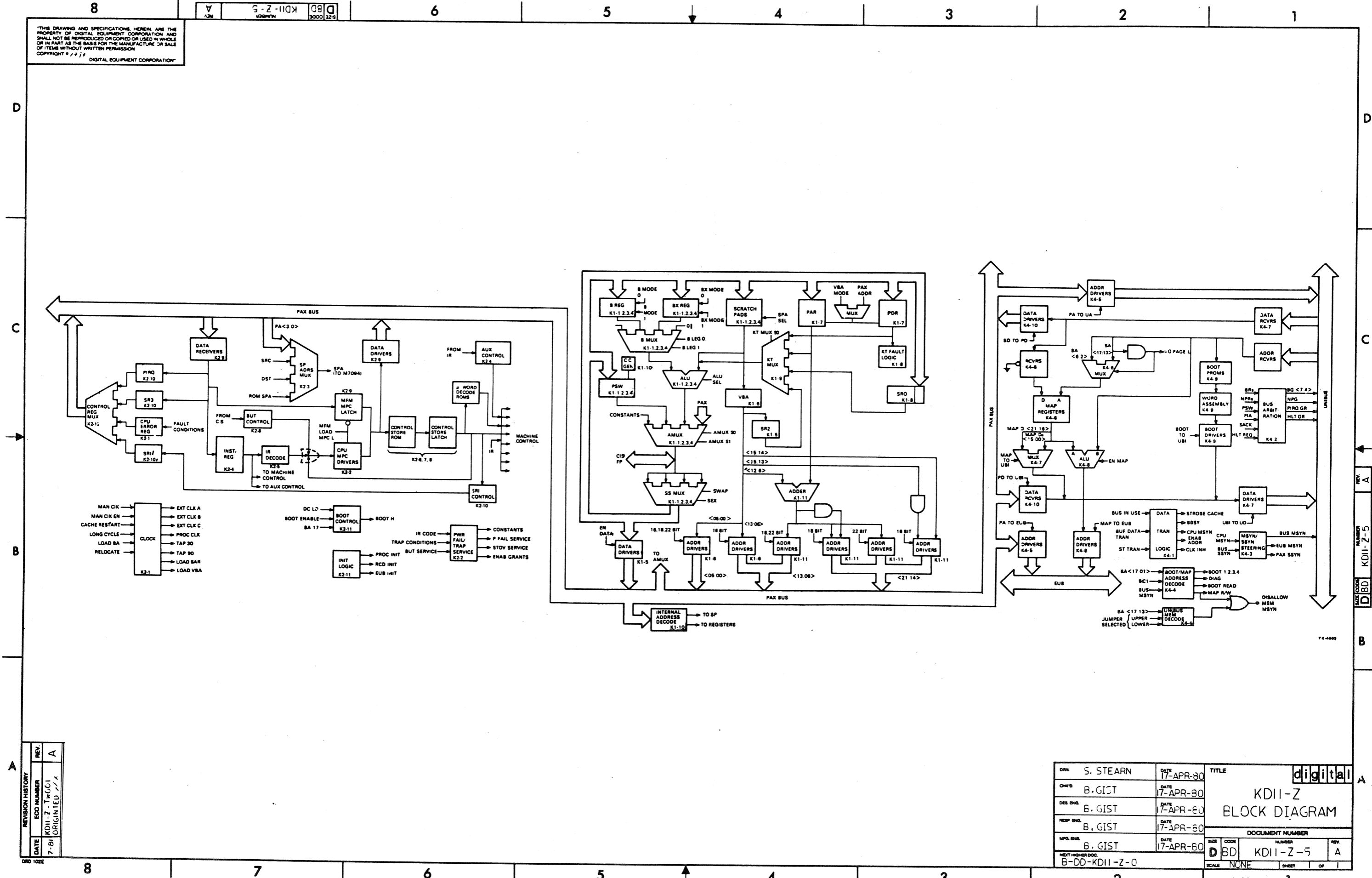


THIS DRAWING AND SPECIFICATIONS HEREIN ARE THE PROPERTY OF DIGITAL EQUIPMENT CORPORATION AND SHALL NOT BE REPRODUCED OR COPIED IN WHOLE OR IN PART WITHOUT WRITTEN PERMISSION FROM THE CORPORATION. THE BUREAU OF DIGITAL EQUIPMENT CORPORATION HAS THE RIGHT TO MAKE SUCH REVISIONS AS MAY BE NECESSARY TO IMPROVE THE DESIGN OR TO CORRECT ERRORS. THE BUREAU OF DIGITAL EQUIPMENT CORPORATION SHALL NOT BE RESPONSIBLE FOR ANY DAMAGE TO PROPERTY OR PERSONS ARISING FROM THE USE OF THIS DRAWING OR SPECIFICATIONS HEREIN.

NOTES:
 1. CAUTION: ANY CHANGE TO THIS BACKPLANE ASSY WILL AFFECT THE 114-T BACK PLANE ASSY (TEST EQUIPMENT DWG WO E-AD-950537-0-0 AND MUST BE CHANGED ACCORDINGLY.)
 CAUTION: SEE OFF SHEET PARTS LIST K-PL-7016502-0-DBP (Z3337D.PLS).

THIS DRAWING AND SPECIFICATIONS HEREIN ARE THE PROPERTY OF DIGITAL EQUIPMENT CORPORATION AND SHALL NOT BE REPRODUCED OR COPIED OR USED IN WHOLE OR IN PART AS THE BASIS FOR THE MANUFACTURE OR SALE OF ITEMS WITHOUT WRITTEN PERMISSION
 COPYRIGHT © 1977 DIGITAL EQUIPMENT CORPORATION

REV. A
 9-Z-1101
 08
 3000
 3215



REVISION HISTORY

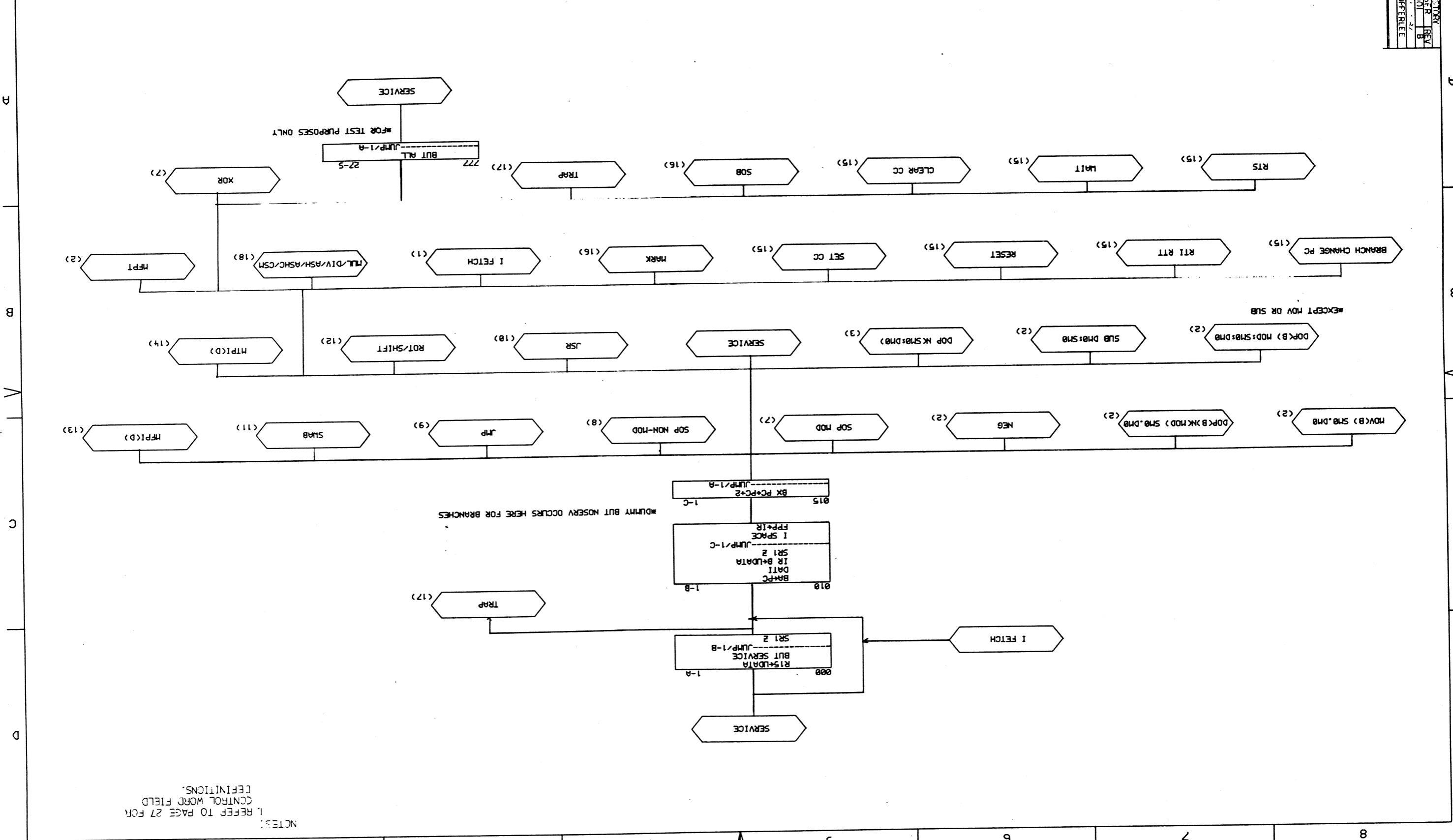
DATE	ECO NUMBER	REV.
7-81	KDI1-Z-1101	A
7-81	ORIGIATED	1

DRW	DATE	TITLE
S. STEARN	17-APR-80	digital KDI1-Z BLOCK DIAGRAM
B. GIST	17-APR-80	
B. GIST	17-APR-80	
B. GIST	17-APR-80	
B. GIST	17-APR-80	
B-DD-KDI1-Z-0		DOCUMENT NUMBER KDI1-Z-5 SCALE NONE SHEET 1 OF 1

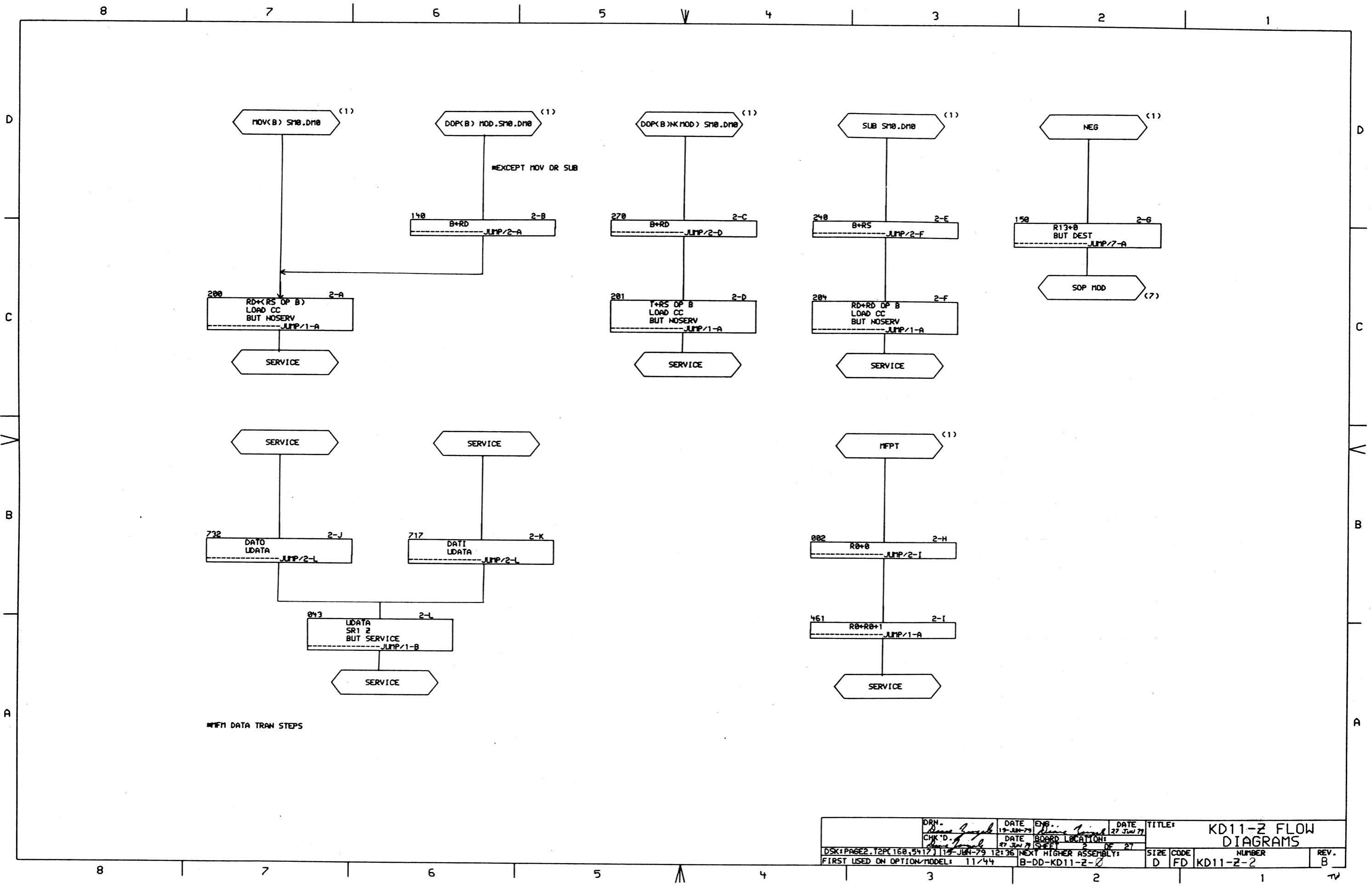
T4-4486

REVISION HISTORY
 CKT: ECO NUMBER REV
 ZK: K011-Z-1 WOOD 8
 E: CRACKER/ W. ALTFERLEE

REV. 5	SIZE CODE D	FD	NUMBER	KD11-Z-2
TITLE: KD11-Z FLOW DIAGRAMS				
DRN. DATE	ENG. DATE	BOARD LOCATION	CHK. D. SHEET 1 OF 27	
19-10-79	19-10-79		B-DD-KD11-Z-2	
NEXT HIGHER ASSEMBLY: B-DD-KD11-Z-2				
FIRST USED ON OPTION/MODEL: 11/44				
DSK: PAGE 1, 12PC160, 5417, 119-JUN-79 12:36				

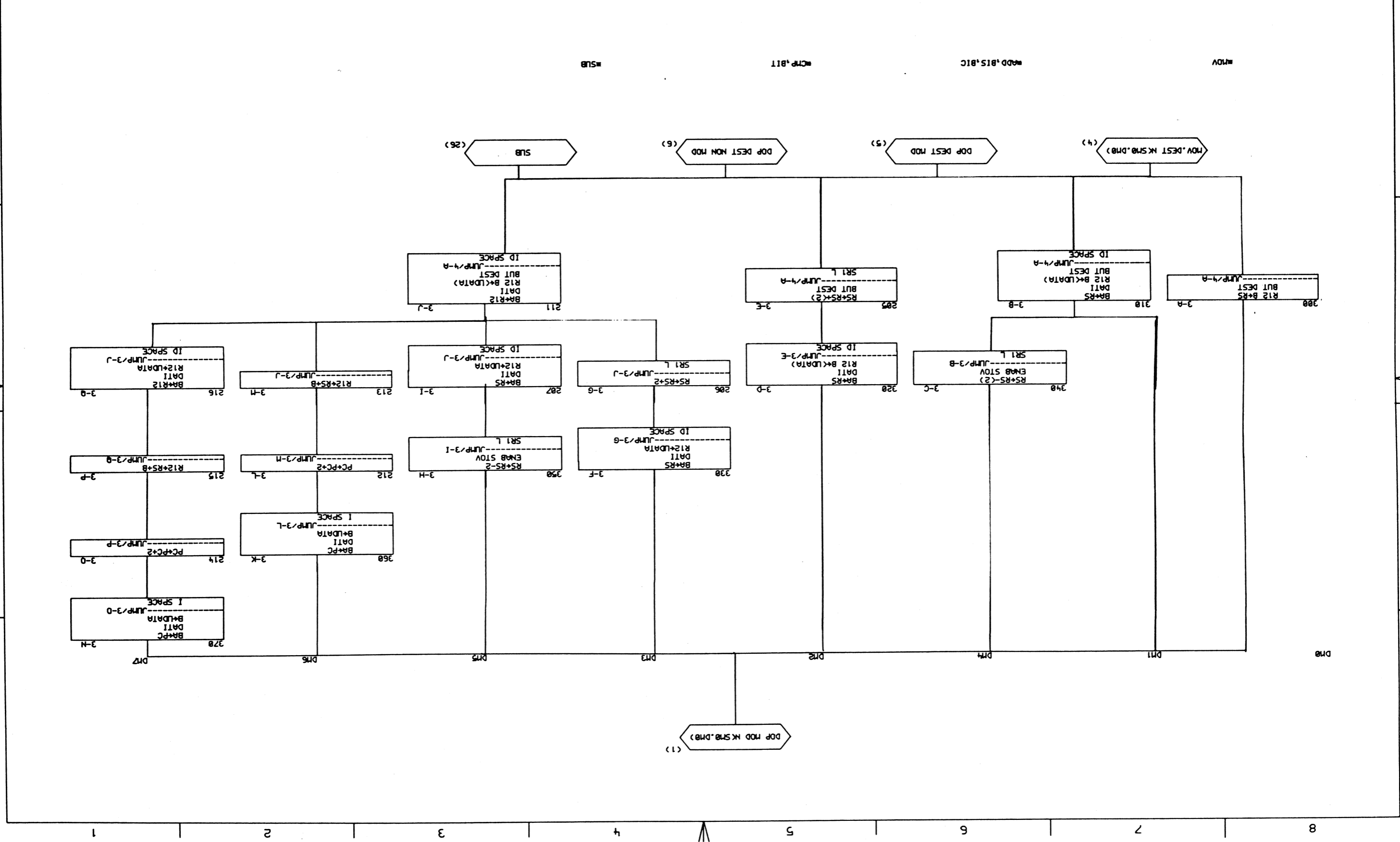


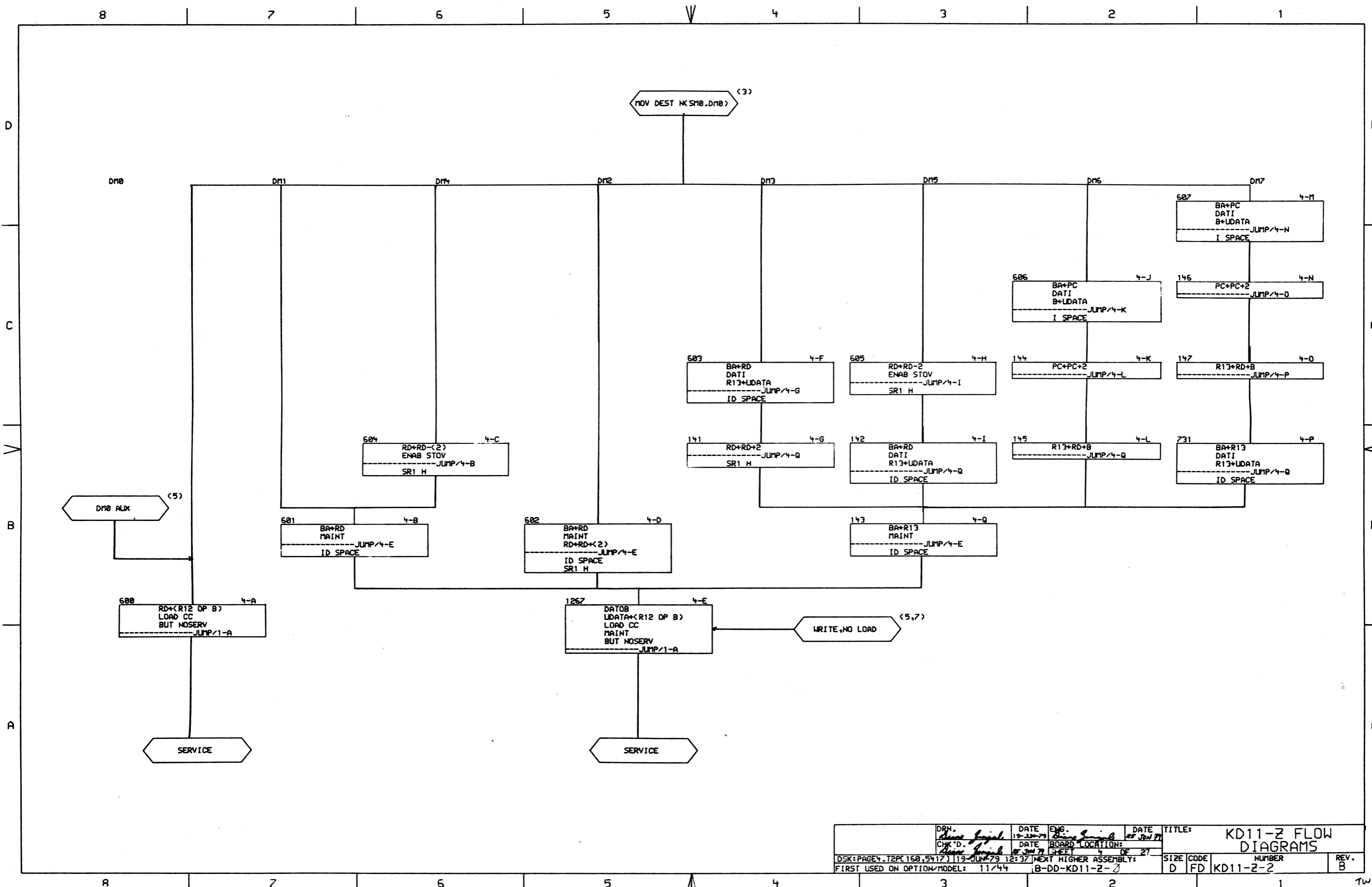
NOTES:
 1. REFER TO PAGE 27 FOR CONTROL WORD FIELD DEFINITIONS.



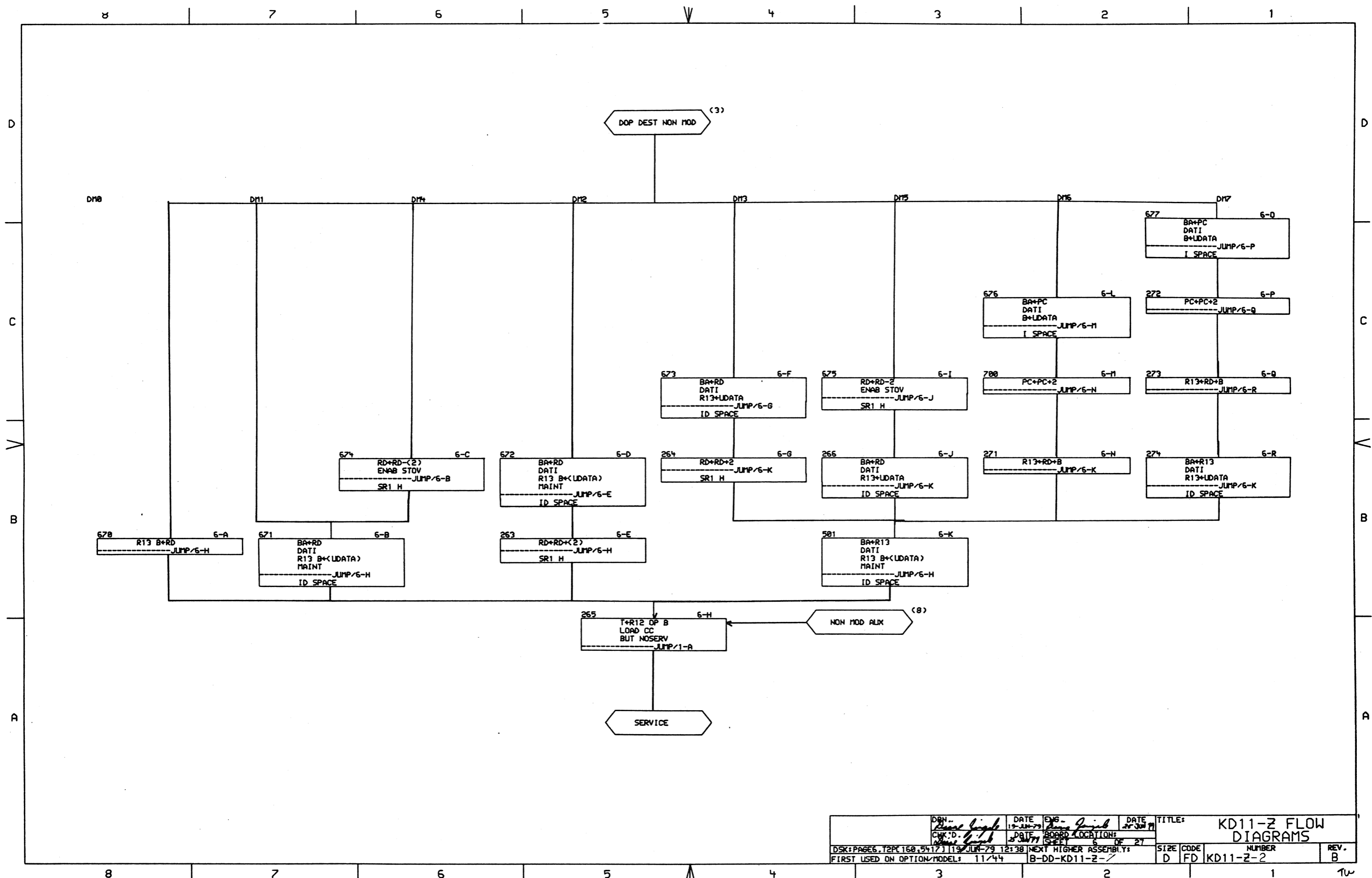
DRN: <i>James Lynch</i>	DATE: 19 JUN 79	ENG: <i>James Lynch</i>	DATE: 27 JUN 79	TITLE: KD11-Z FLOW DIAGRAMS
CHK'D: <i>James Lynch</i>	DATE: 27 JUN 79	BOARD LOCATION: 2	OF: 27	SIZE: D
FIRST USED ON OPTION/MODEL: 11/44	115 JUN 79 12:36	NEXT HIGHER ASSEMBLY: B-DD-KD11-Z-0	NUMBER: KD11-Z-2	REV. B

REV. B.	NUMBER	TITLE:	
	KD11-Z-2	KD11-Z FLOW DIAGRAMS	
DATE	DATE	DATE	DATE
19-11-79	27-11-79	27-11-79	27-11-79
ENG. <i>[Signature]</i>	CHK'D. <i>[Signature]</i>	BOARD LOCATION	DATE
			27-11-79
FIRST USED ON OPTION/MODEL: 11/44			
B-DD-KD11-Z-0			
NEXT HIGHER ASSEMBLY:			
DSK:PAGE3.12PT160.4917.119-JUN-79 12:36			

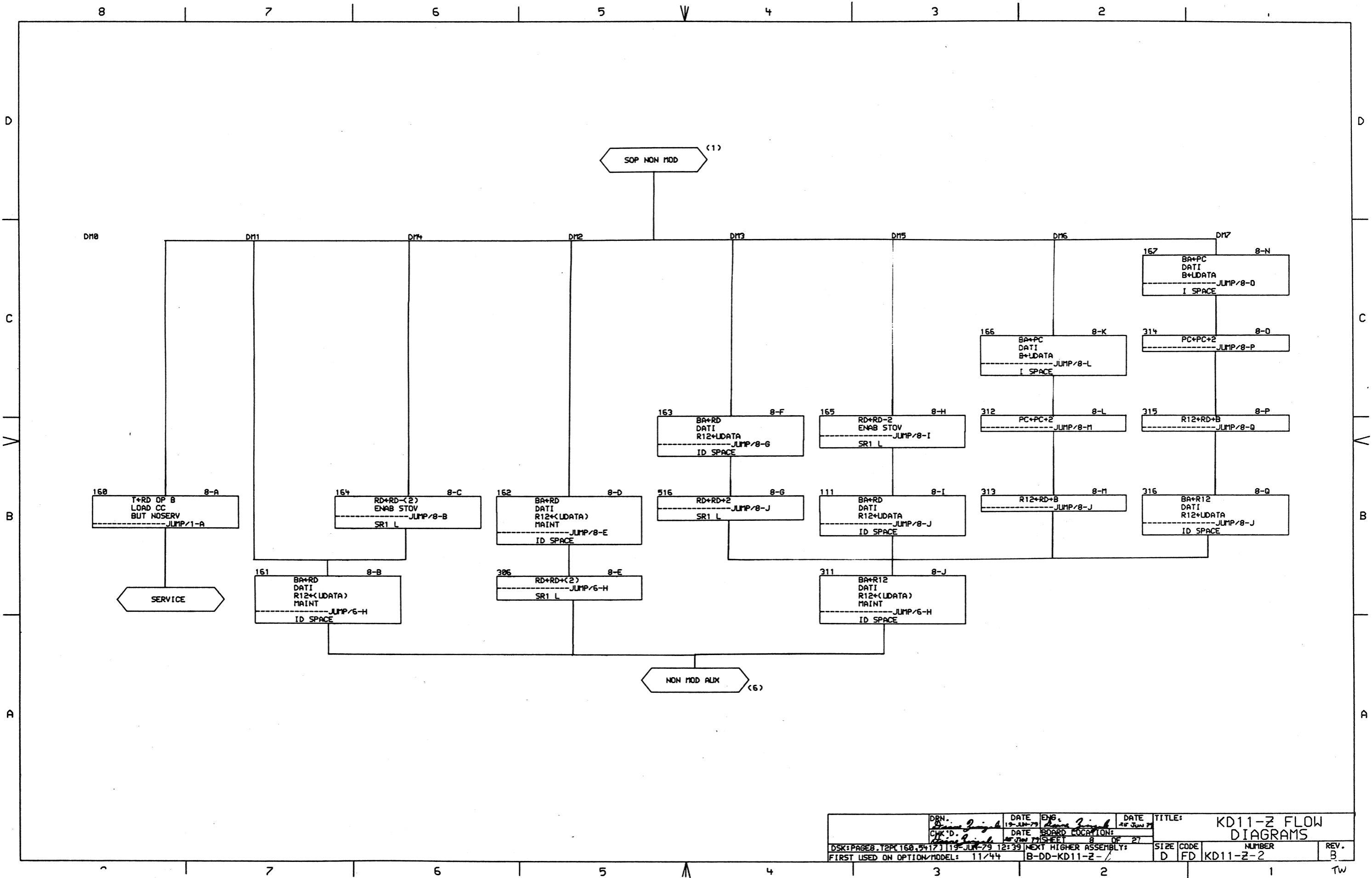




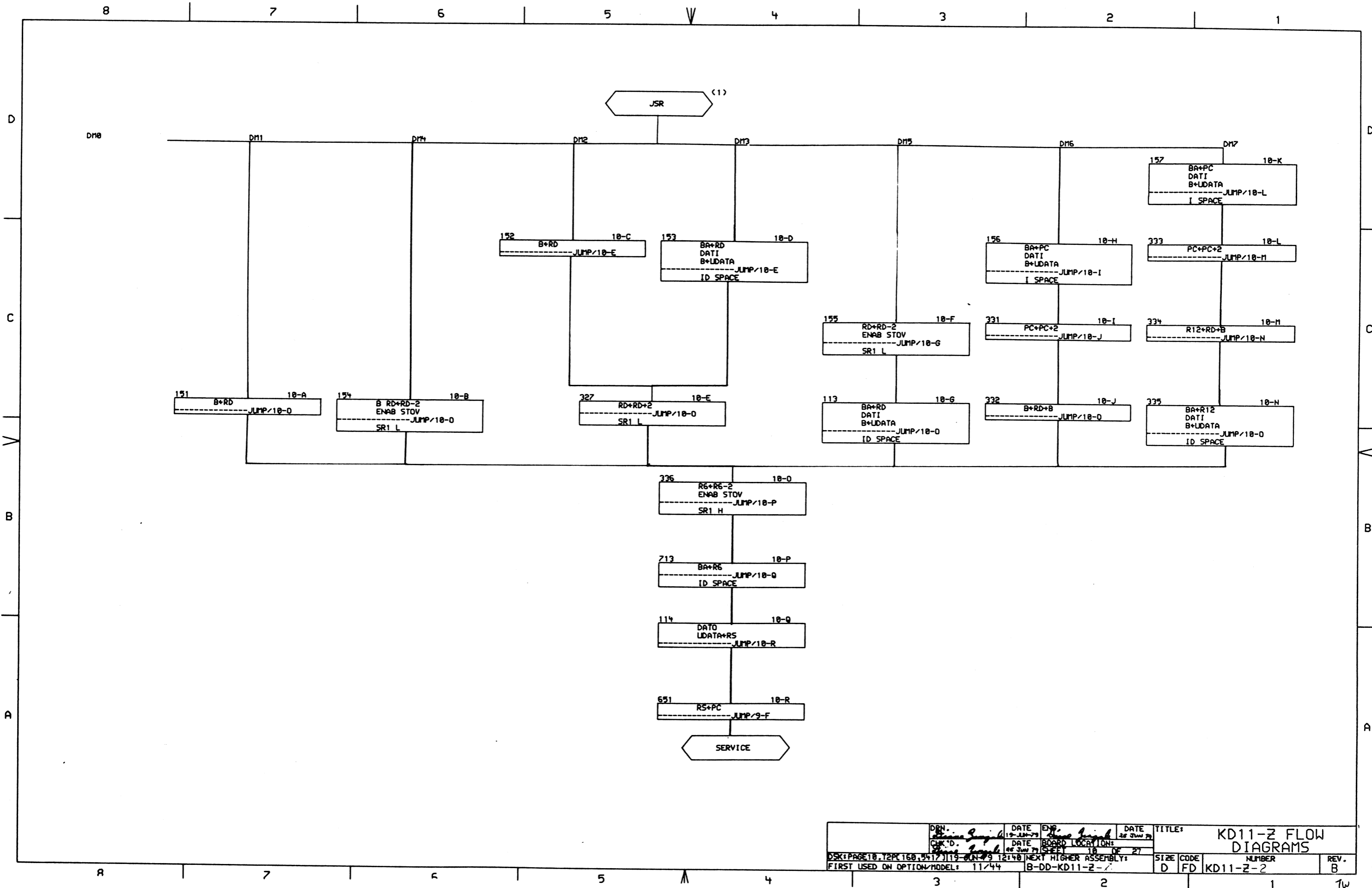
DRN. <i>Steve Fogel</i>	DATE 19 JUN 79	ENG. <i>Steve Fogel</i>	DATE 25 JUN 79	TITLE: KD11-Z FLOW DIAGRAMS
CHK'D. <i>Steve Fogel</i>	DATE 19 JUN 79	BOARD LOCATION: 4 OF 27	SHEET 4 OF 27	SIZE CODE D FD
DSK: PAGE 4, T2PC 160, 5412119 JUN 79 12:37 NEXT HIGHER ASSEMBLY: FIRST USED ON OPTION/MODEL: 11/44 B-DD-KD11-Z-2				NUMBER KD11-Z-2
				REV. B



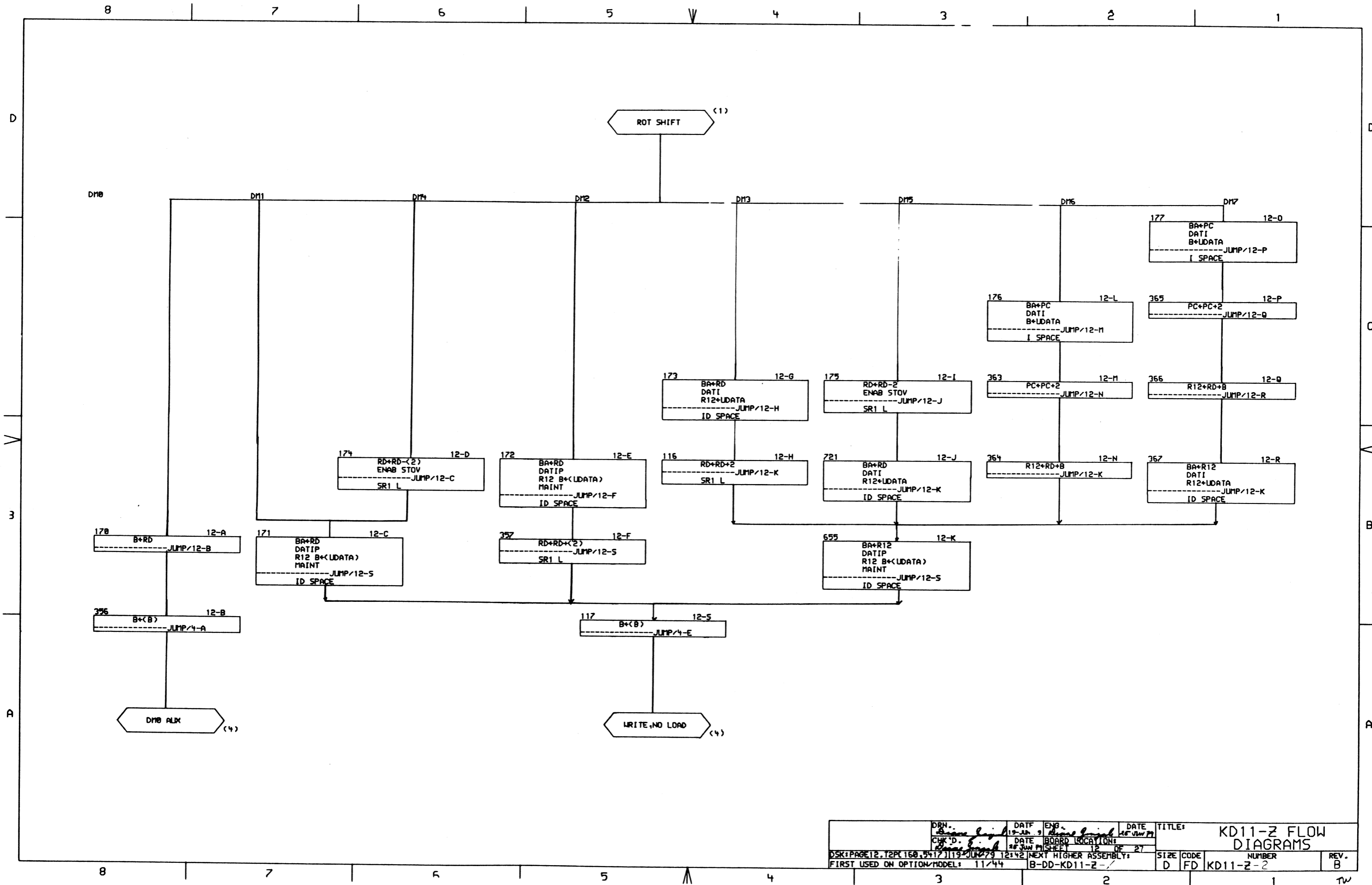
DRN -- CHK'D.	DATE 15 JUN 79	ENG D.B.F.	DATE 20 JUN 79	TITLE: KD11-Z FLOW DIAGRAMS
DRN -- CHK'D.	DATE 15 JUN 79	ENG D.B.F.	DATE 20 JUN 79	REV. B
DSK: PAGE 6, 12PC 160, 54171119, JUN 79 12:38				NUMBER KD11-Z-2
FIRST USED ON OPTION/MODEL: 11/44				SIZE CODE D FD
NEXT HIGHER ASSEMBLY: B-DD-KD11-Z-2				REV. B



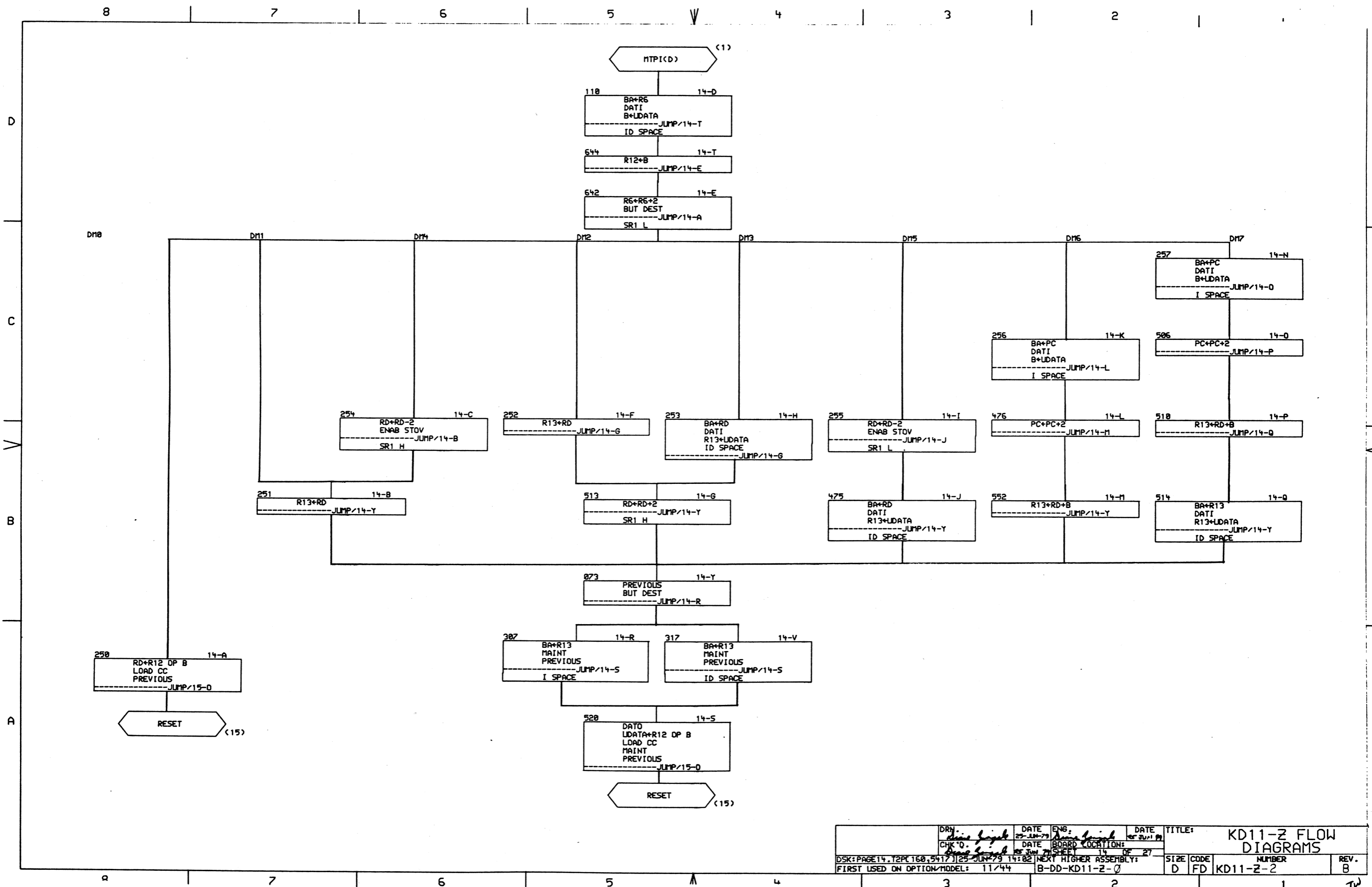
DRN.	DATE	ENG.	DATE	TITLE:
CHK'D.	DATE	BOARD LOCATION:	DATE	KD11-Z FLOW DIAGRAMS
DSK: PAGE 8, T2PC160, 5417119 JUN 79 12:39 NEXT HIGHER ASSEMBLY:				SIZE CODE NUMBER REV.
FIRST USED ON OPTION/MODEL: 11/44 B-DD-KD11-Z- /				D FD KD11-Z-2 B



DRN. 19 JUN 73	DATE 19 JUN 73	ENR. Steve Lynch	DATE 26 JUN 73	TITLE: KD11-Z FLOW DIAGRAMS
CHK'D. Steve Lynch	DATE 26 JUN 73	BOARD LOCATION: 18	SHEET 18	OF 27
FIRST USED ON OPTION/MODEL: 11/44				SIZE CODE D FD
NEXT HIGHER ASSEMBLY: B-DD-KD11-Z-2				NUMBER KD11-Z-2
				REV. B

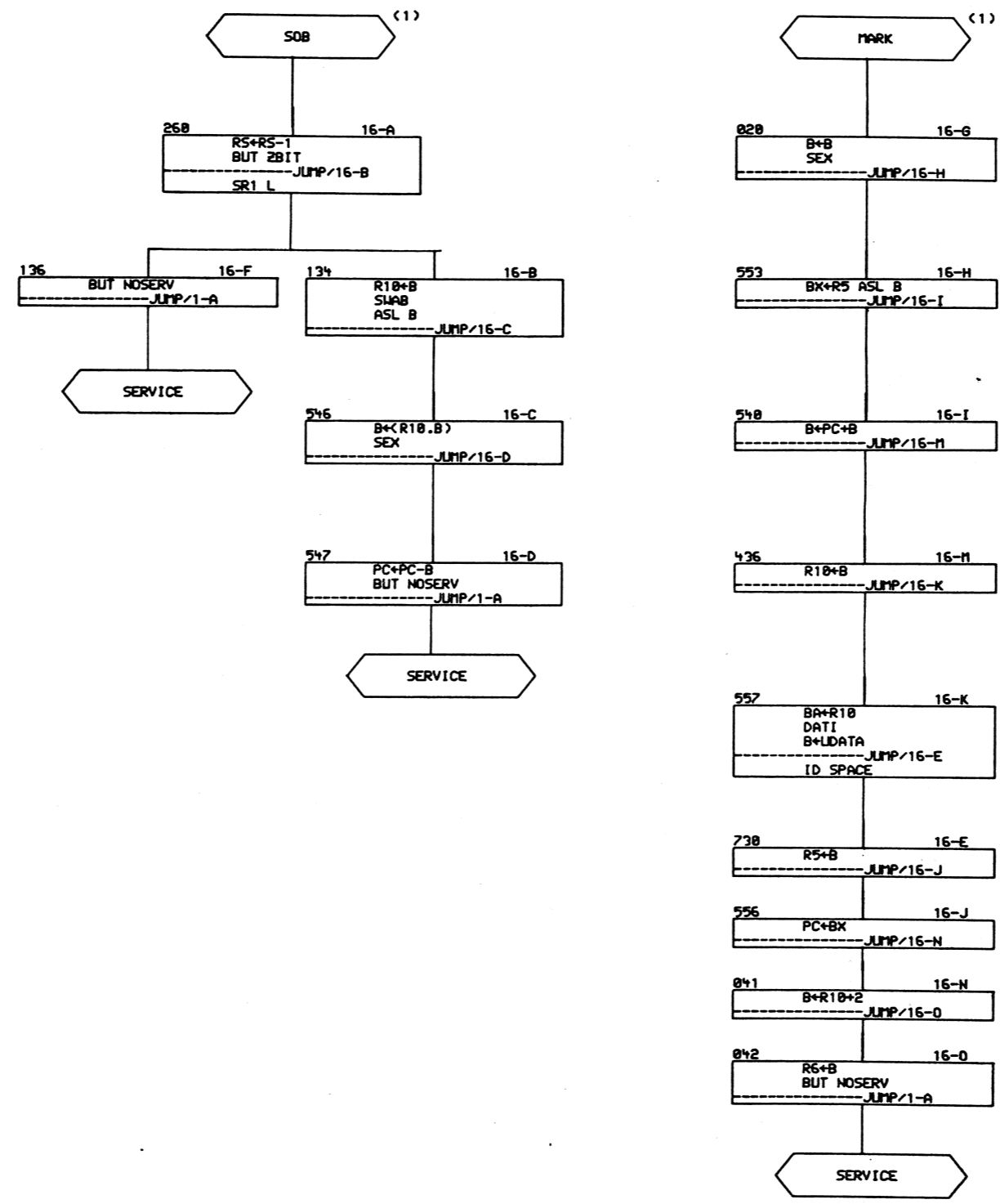


DRN. <i>[Signature]</i>	DATE <i>15-APR-9</i>	ENG. <i>[Signature]</i>	DATE <i>16-APR-79</i>	TITLE: KD11-Z FLOW DIAGRAMS
CHK'D. <i>[Signature]</i>	DATE <i>18-JUN-79</i>	BOARD LOCATION: <i>12</i>	SHEET <i>12</i> OF <i>27</i>	SIZE CODE D FD
FIRST USED ON OPTION/MODEL: <i>11/44</i>		NEXT HIGHER ASSEMBLY: <i>B-DD-KD11-2</i>		NUMBER <i>KD11-Z-2</i>
				REV. <i>B</i>



DRY	DATE	ENG	DATE	TITLE
<i>James J. ...</i>	25 JUN 79	<i>James J. ...</i>	25 JUN 79	KD11-Z FLOW DIAGRAMS
CHK'D	DATE	BOARD LOCATION	SHEET	OF
	11/44	B-DD-KD11-Z-0	14	27
DSK: PAGE 14, T2PC160, 5417 J125 JUN 79 14:02 NEXT HIGHER ASSEMBLY:				SIZE CODE NUMBER REV.
FIRST USED ON OPTION/MODEL: 11/44				D FD KD11-Z-2 B

8 7 6 5 4 3 2 1



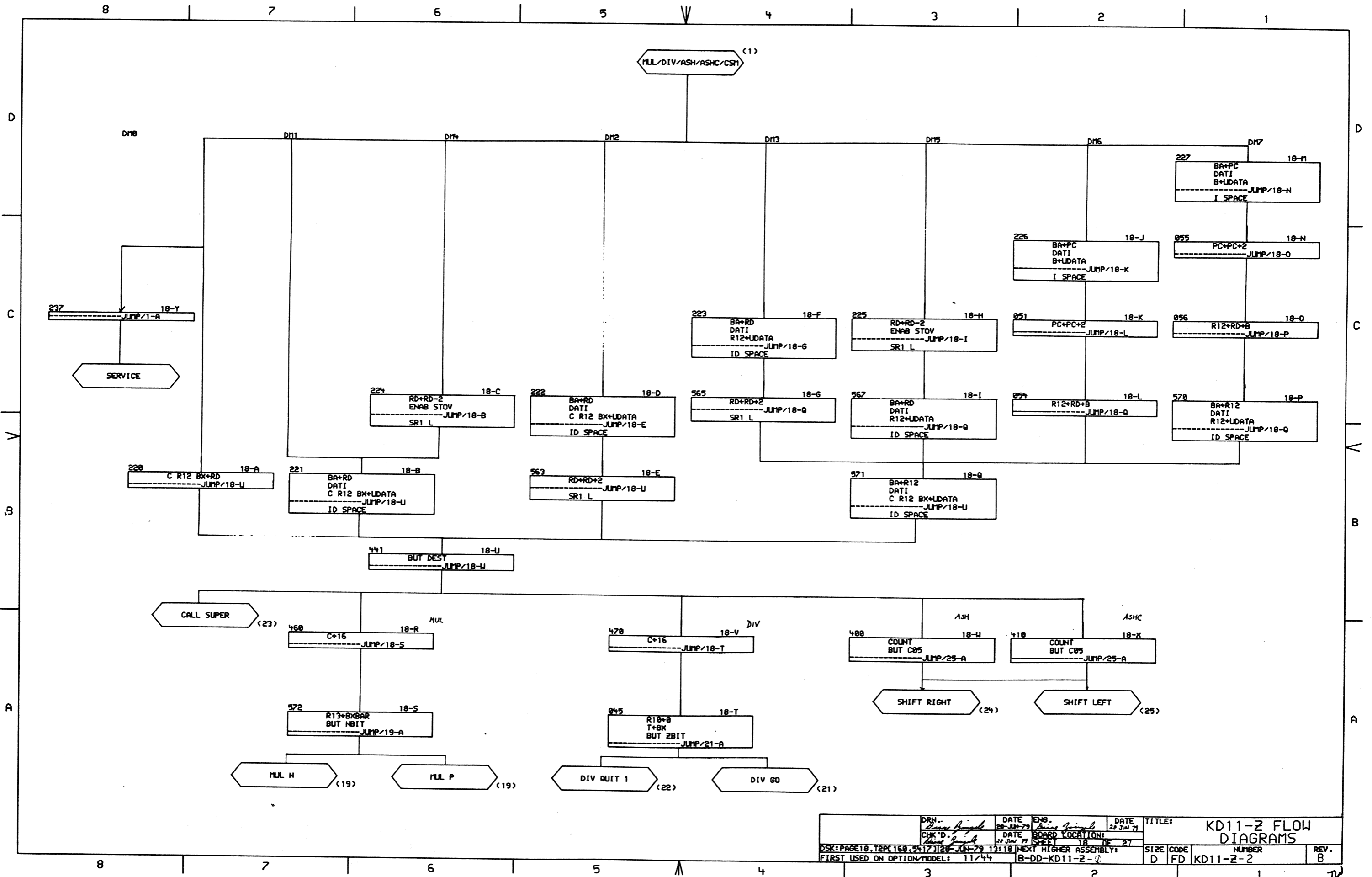
D
C
B
A

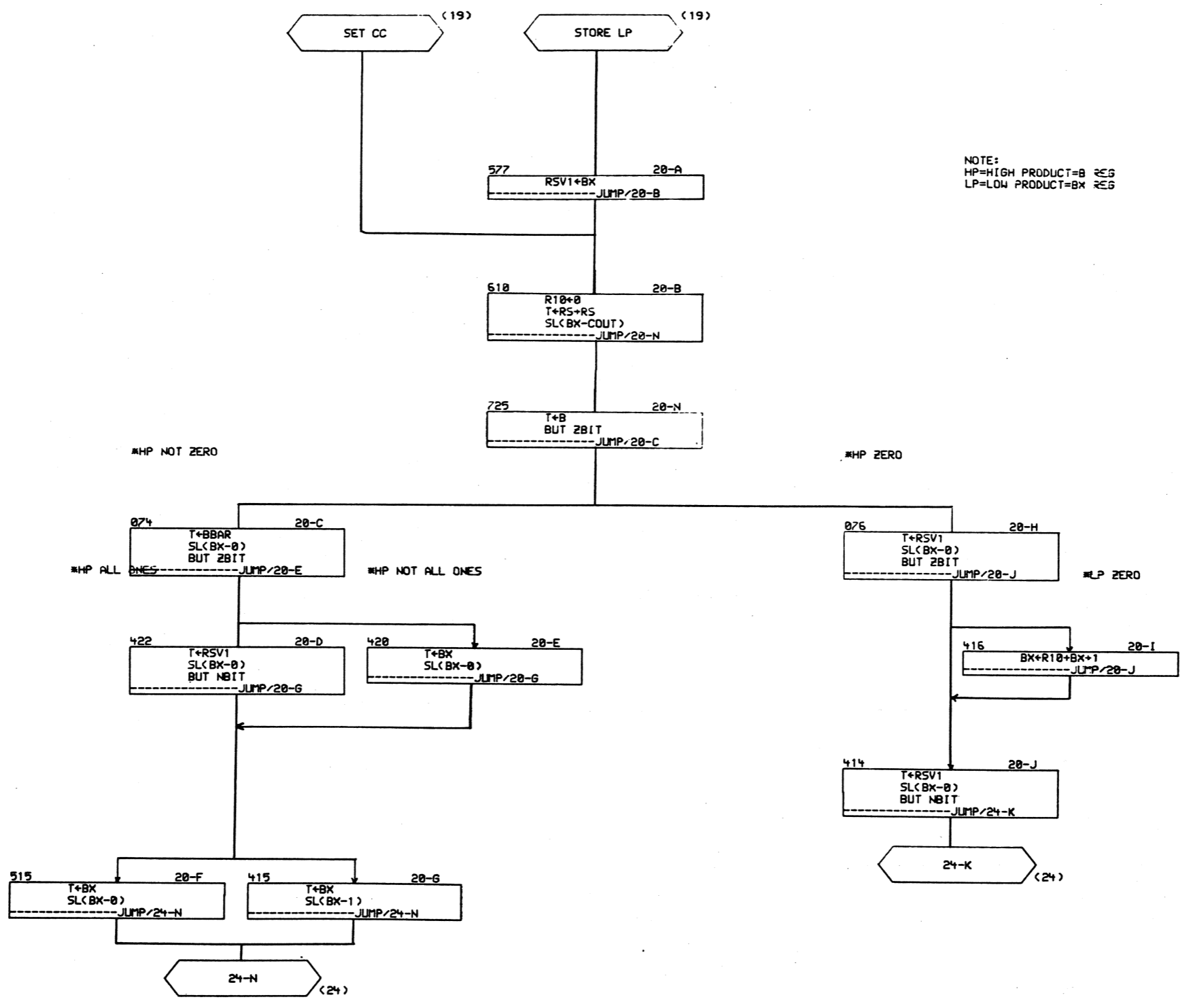
D
C
B
A

8 7 6 5 4 3 2 1

DRN. <i>James J. Smith</i>	DATE 19 JUN 79	ENG. <i>James J. Smith</i>	DATE 20 JUN 79	TITLE: KD11-Z FLOW DIAGRAMS
CHK'D <i>James J. Smith</i>	DATE 20 JUN 79	BOARD LOCATION: SHEET 16 OF 27	SIZE D	CODE FD
DSK: PAGE 16, 12P(160,5417) (19 JUN 79 16:30)		NEXT HIGHER ASSEMBLY: B-DD-KD11-Z-0	NUMBER KD11-Z-2	REV. B
FIRST USED ON OPTION/MODEL: 11/44				

TW





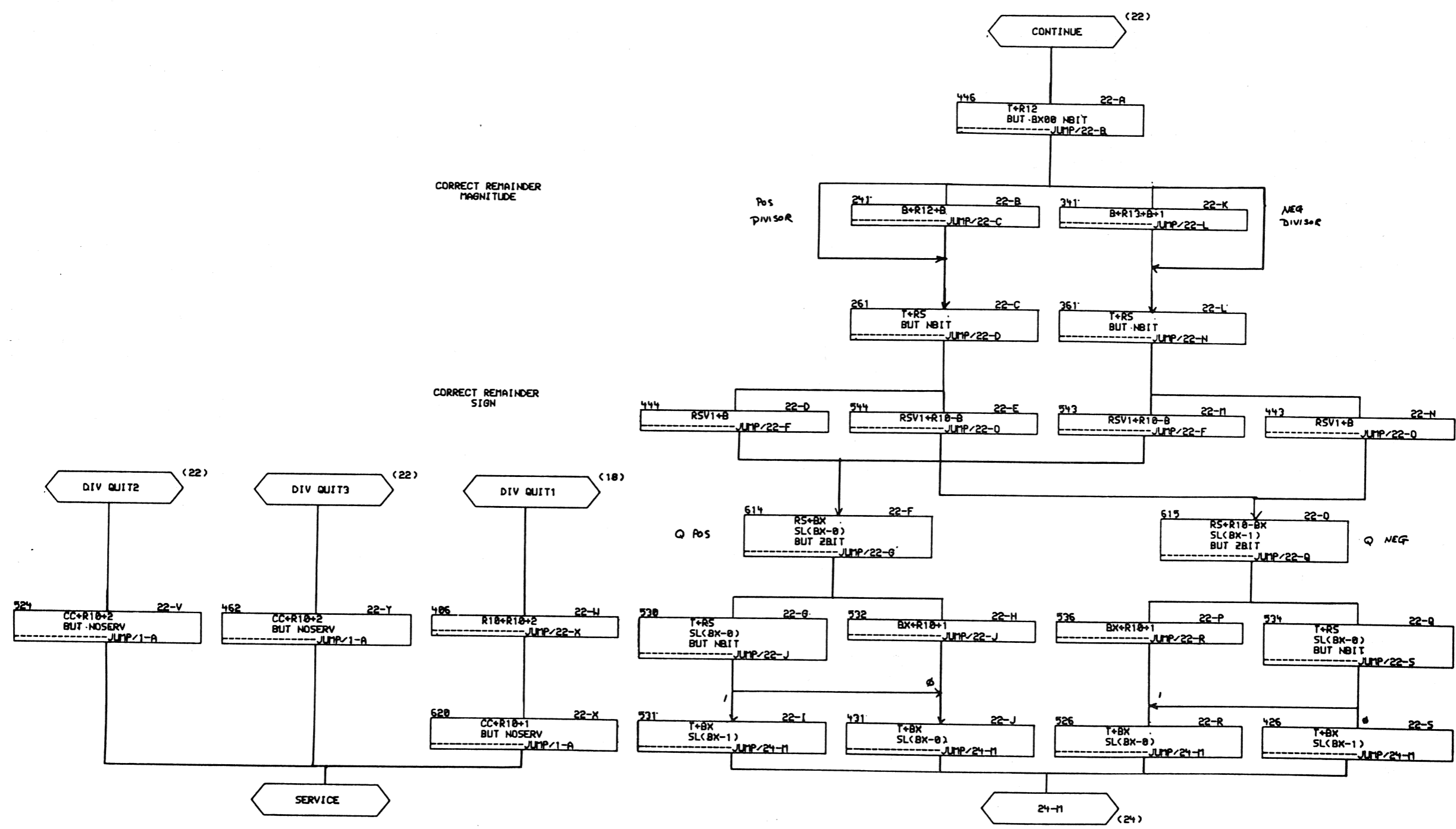
NOTE:
HP=HIGH PRODUCT=B REG
LP=LOW PRODUCT=BX REG

DRN <i>James J. ...</i>	DATE 11-11-79	ENG <i>James J. ...</i>	DATE 11-11-79	TITLE KD11-Z FLOW DIAGRAMS
CHK'D <i>...</i>	DATE 11-11-79	BOARD LOCATION 20	DE 27	NUMBER 3-DD-KD11-Z-2
DSK:PAGE20.T2PC150,5412J119	JUN-79 16:31	NEXT HIGHER ASSEMBLY 3-DD-KD11-Z-2	SHEET 20	REV. B
FIRST USED ON OPTION/MODEL: 11/44			SIZE CODE D FD	TW

8 7 6 5 4 3 2 1

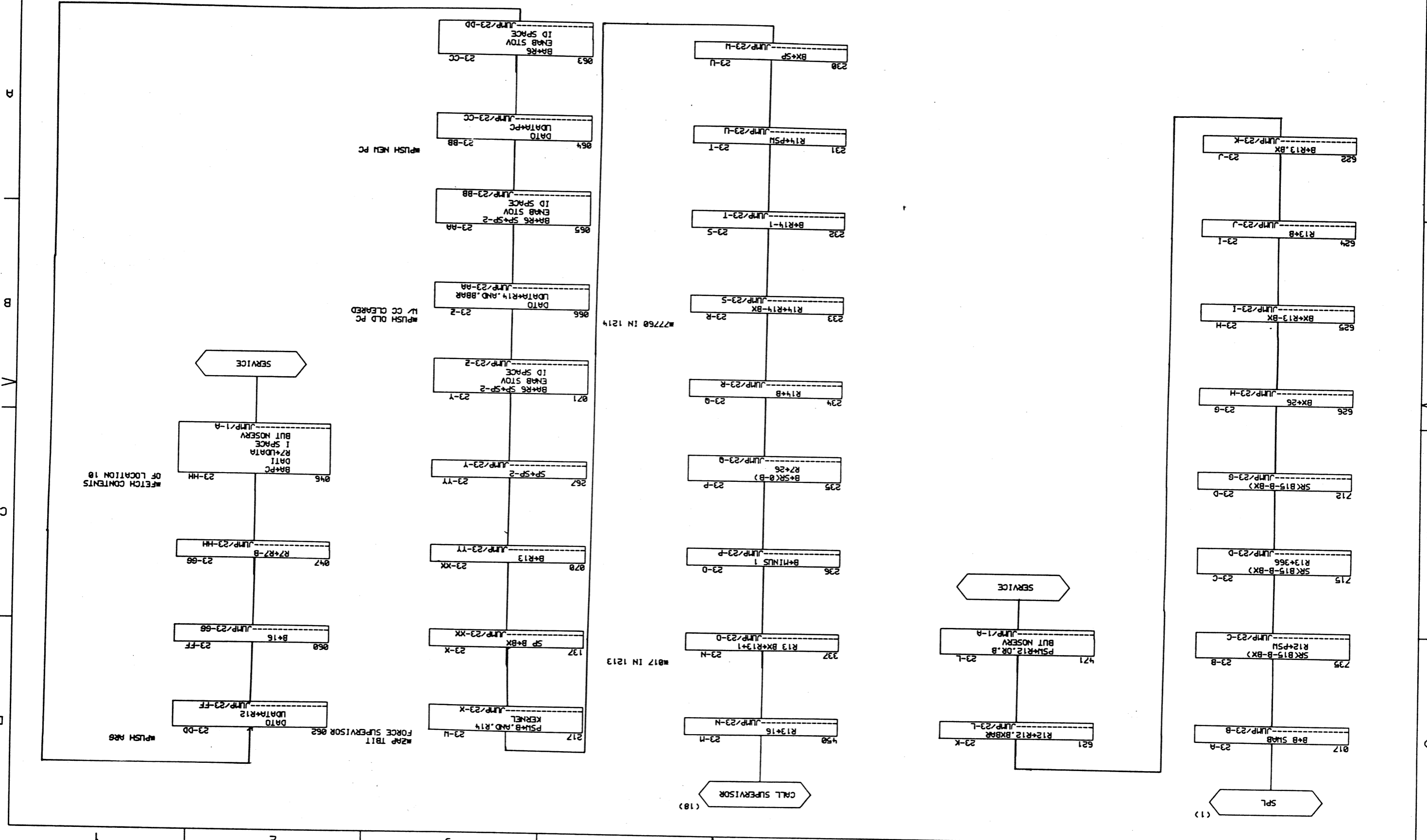
D
C
B
A

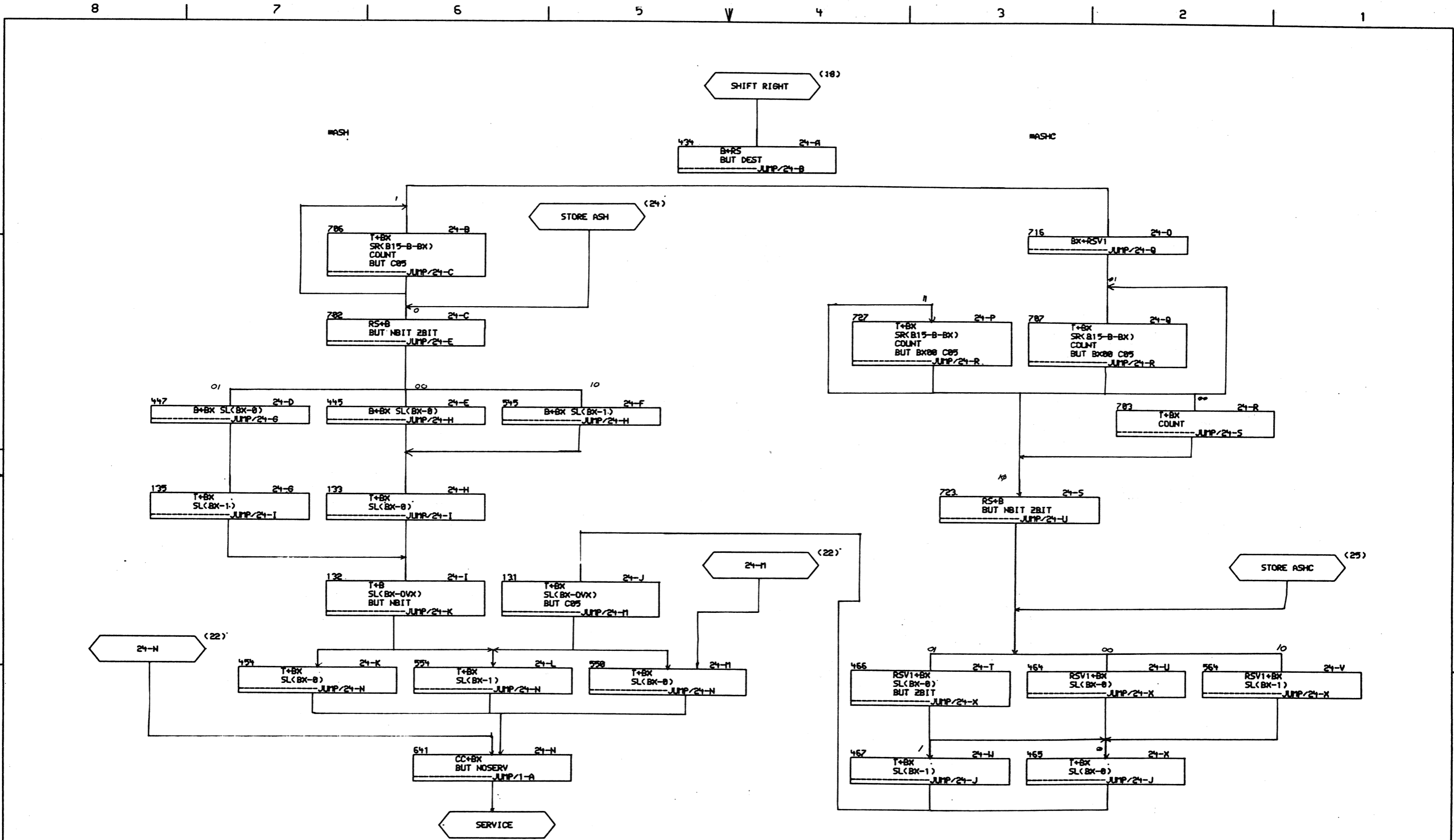
D
C
B
A



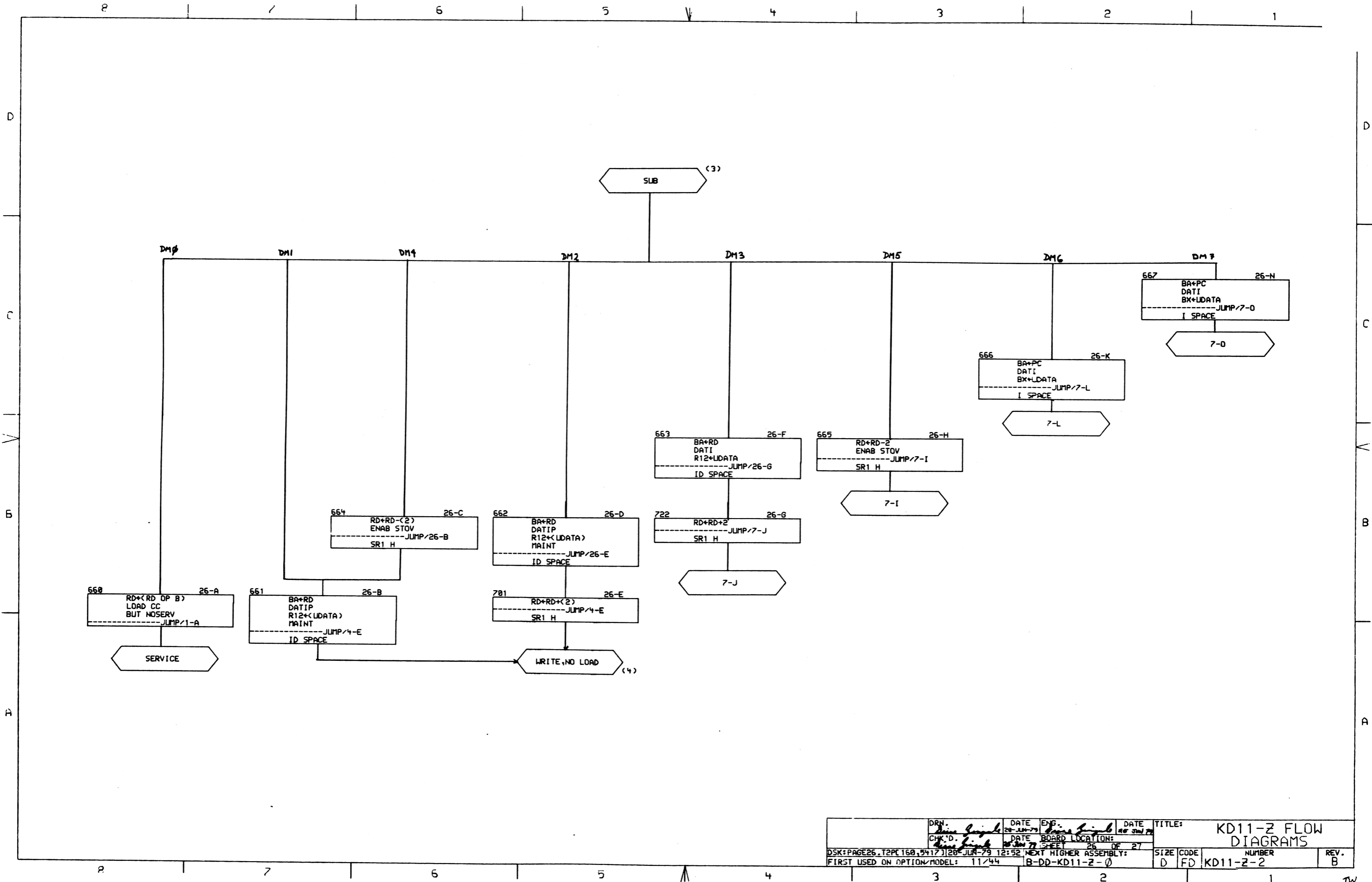
DRN: <i>David J. ...</i>	DATE: 20 JUN 79	ENG: <i>David J. ...</i>	DATE: 27 JUN 79	TITLE: KD11-Z FLOW DIAGRAMS
CHK'D: <i>David J. ...</i>	DATE: 27 JUN 79	DATE: 27 JUN 79	BOARD LOCATION: 22	NUMBER: 3
FIRST USED ON OPTION/MODEL: 11/44				REV: 3

8 7 6 5 4 3 2 1





DRW. <i>Steve Jorg</i>	DATE 25 JUN 79	ENG. <i>Steve Jorg</i>	DATE 28 JUN 77	TITLE: KD11-Z FLOW DIAGRAMS
CHK'D <i>Steve Jorg</i>	DATE 28 JUN 79	BOARD LOCATION: 21	SHEET 21	SIZE CODE D FD
OSK: PAGE 21, 128, 160, 241, 312, 379, 113, 29	NEXT HIGHER ASSEMBLY: B-DD-KD11-Z-0		NUMBER	REV. B
FIRST USED ON OPTION MODEL: 11/44			NUMBER	REV. B



DRN. <i>Don King</i>	DATE 28 JUN 79	ENG. <i>Don King</i>	DATE 28 JUN 79	TITLE: KD11-Z FLOW DIAGRAMS
CHK'D. <i>Don King</i>	DATE 28 JUN 79	BOARD LOCATION: 26	SHEET 26	OF 27
DSK: PAGE 26, T2PC 160, 5417, 1120 JUN 79 12:52 NEXT HIGHER ASSEMBLY:				SIZE CODE D FD
FIRST USED ON OPTION MODEL: 11/44				NUMBER KD11-Z-2
				REV. B

tw

