

FIELD MAINTENANCE PRINT SET

TABLE OF CONTENTS

[illegible]

Digital Equipment Corporation

d	i	g	i	t	a	l
---	---	---	---	---	---	---

DRB 124

"THIS DRAWING AND SPECIFICATIONS, HEREIN, ARE THE PROPERTY OF DIGITAL EQUIPMENT CORPORATION AND SHALL NOT BE REPRODUCED OR COPIED OR USED IN WHOLE OR IN PART AS THE BASIS FOR THE MANUFACTURE OR SALE OF ITEMS WITHOUT WRITTEN PERMISSION."
COPYRIGHT © 1976 DIGITAL EQUIPMENT CORPORATION

NOTES:

The M7942 uses all 512*4 PROMS or all 256*4 PROMS selection of the module is to one 4K bank for the 512*4 part or to one 2K bank for the 256*4 part. Within a bank any 512 or 256 word combinations (depending on type PROM) of memory may be enabled. Unenabled address groups are available via other devices.

MODULES

JUMPED ADDRESS SELECTION

W15	W16	W17	4K RANGE	ADDRESS RANGE
IN	IN	IN	0-4K	000000-017776
IN	IN	OUT	4-8K	020000-037776
IN	OUT	IN	8-12K	040000-057776
IN	OUT	OUT	12-16K	060000-077776
OUT	IN	IN	16-20K	100000-117776
OUT	IN	OUT	20-24K	120000-137776
OUT	OUT	IN	24-28K	140000-167776
OUT	OUT	OUT	28-32K	160000-177776

512*4 PART

W8	W9	W10	W11	W12	W13	W14
IN	IN	IN	OUT	OUT	OUT	OUT

512*4 PART

PROMS OCTAL RANGE*	PHYSICAL ROW	JUMPER IN TO ENABLE RPLY
0 - 1777	CE0	W0
2000 - 3777	CE1	W1
4000 - 5777	CE2	W2
6000 - 7777	CE3	W3
10000 - 11777	CE4	W4
12000 - 13777	CE5	W5
14000 - 15777	CE6	W6
16000 - 17777	CE7	W7

256*4 PART

W8	W9	W10	W11	W12	W13	W14
OUT	OUT	OUT	IN	IN	IN	OUT
OUT	OUT	OUT	IN	IN	OUT	IN

256*4 PART (LOWER 2K)

OCTAL RANGE *	PHYSICAL ROW	JUMPER IN TO ENABLE RPLY
000000-00077	CE0	W0
001000-001777	CE4	W4
002000-002777	CE1	W1
003000-003777	CE5	W5
004000-004777	CE2	W2
005000-005777	CE6	W6
006000-006777	CE3	W3
007000-007777	CE7	W7

256*4 PART (UPPER 2K)

OCTAL RANGE *	PHYSICAL ROW	JUMPER IN TO ENABLE RPLY
010000-010777	CE0	W0
011000-011777	CE4	W4
012000-012777	CE1	W1
013000-013777	CE5	W5
014000-014777	CE2	W2
015000-015777	CE6	W6
016000-016777	CE3	W3
017000-017777	CE7	W7

*Add one of the following addresses corresponding to the modules jumped address selection (beginning address) to the octal ranges above to determine the true octal range of a PROM;

ADDRESS RANGE	ADDRESS RANGE
000000	100000
020000	120000
040000	140000
060000	160000

M7942 PROM BOARD BURNING SUMMARY

PROM OUTPUT PIN#	PDP-11 BIT #
9	3 7 11 15
10	2 6 10 14
11	1 5 9 13
12	0 4 8 12

A logic 1 data bit (corresponding to a 1 in any PDP-11 literature showing OP Codes or data) should assert high on the PROM output (data in true form). For virgin high parts like MM1 do not burn data bits which want to be A1.

PROM PIN	ADDRESS	DATA
14	15	1 2 3 4 7 6 5
xxx 000	777	H H H H H H H H
xxx 002	776	H H H H H H H L
xxx 776	000	L L L L L L L L
8 DAL BIT	9	8 7 6 5 4 3 2 1

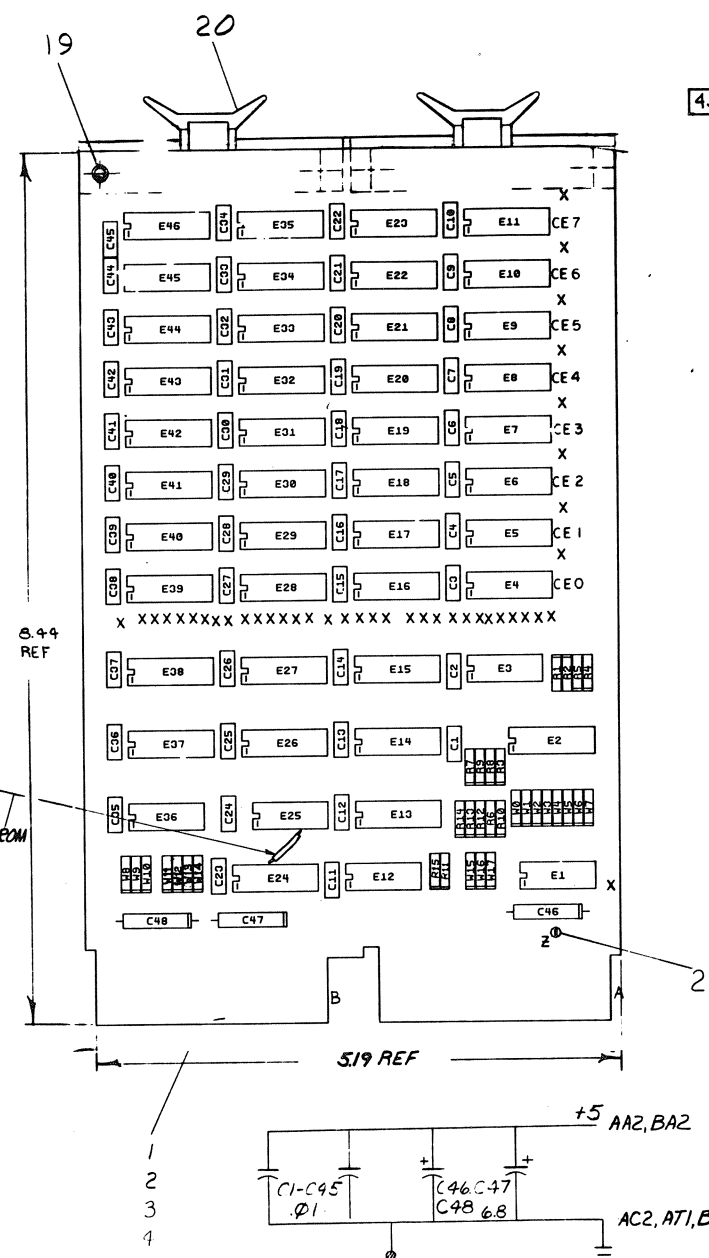
HANDLE WILL BE MARKED ACCORDING TO THE VARIATION AS M7942, M7942-YA OR M7942-YB.

NOTES:

1. SHIPPING CONFIGURATION IS ALL JUMPERS INSTALLED EXCEPT W11, W12, W13 AND W14.
2. PARTS IN THE FOLLOWING ALTERNATE PARTS CHART MAY BE SUBSTITUTED FOR THE CORRESPONDING PRIME PART WHEN NECESSARY.

ALTERNATE PARTS CHART

45 C1 THRU C45	CAPACITOR, .01uF, 100V ±20%	1001610-01	5A
----------------	-----------------------------	------------	----



A

PROM	IC TYPE	GND	+5V
7942	8	16	16
8835	8	16	16
1-174	8	16	16
174	8	16	16
IC TYPE	GND	+5V	
GND AND 5V ARE USUALLY PIN 7 AND 14 RESPECTIVELY EXCCPTIONS ARE STATED ABOVE			
IC PIN LOCATIONS			

DEC FORM NO. 135.9

QTY	REF. DESIGNATION	DESCRIPTION	PART NO.	ITEM NO.
FIRST USED ON OPTION MODEL LSI-11				
ETCH BOARD REV. D				
PARTS LIST				
DRN. J. PHELLEN DATE 5-21-75				
CHKD. R. FONTANE DATE 6-12-75				
ENG. W. ERICSON DATE 6-12-75				
PROJ. ENG. A. ERICSON DATE 6-12-75				
PROD. W. ERICSON DATE 6-12-75				
NEXT HIGHER ASSY				
TITLE 4K/2K PROM				
SIZE CODE D CSM7942-0-1				
NUMBER 1				
REV. F				
SCALE SHEET 1 OF 5				
DIST.				

SEMICONDUCTOR CONVERSION CHART

REV.	CHG.	NO.	DATE
1	1	1	1
2	2	2	2
3	3	3	3
4	4	4	4
5	5	5	5
6	6	6	6
7	7	7	7
8	8	8	8
9	9	9	9
10	10	10	10
11	11	11	11
12	12	12	12
13	13	13	13
14	14	14	14
15	15	15	15
16	16	16	16
17	17	17	17
18	18	18	18
19	19	19	19
20	20	20	20
21	21	21	21
22	22	22	22
23	23	23	23
24	24	24	24
25	25	25	25
26	26	26	26
27	27	27	27
28	28	28	28
29	29	29	29
30	30	30	30
31	31	31	31
32	32	32	32
33	33	33	33
34	34	34	34
35	35	35	35
36	36	36	36
37	37	37	37
38	38	38	38
39	39	39	39
40	40	40	40
41	41	41	41
42	42	42	42
43	43	43	43
44	44	44	44
45	45	45	45
46	46	46	46
47	47	47	47
48	48	48	48
49	49	49	49
50	50	50	50
51	51	51	51
52	52	52	52
53	53	53	53
54	54	54	54
55	55	55	55
56	56	56	56
57	57	57	57
58	58	58	58
59	59	59	59
60	60	60	60
61	61	61	61
62	62	62	62
63	63	63	63
64	64	64	64
65	65	65	65
66	66	66	66
67	67	67	67
68	68	68	68
69	69	69	69
70	70	70	70
71	71	71	71
72	72	72	72
73	73	73	73
74	74	74	74
75	75	75	75
76	76	76	76
77	77	77	77
78	78	78	78
79	79	79	79
80	80	80	80
81	81	81	81
82	82	82	82
83	83	83	83
84	84	84	84
85	85	85	85
86	86	86	86
87	87	87	87
88	88	88	88
89	89	89	89
90	90	90	90
91	91	91	91
92	92	92	92
93	93	93	93
94	94	94	94
95	95	95	95
96	96	96	96
97	97	97	97
98	98	98	98
99	99	99	99
100	100	100	100

8

7

6

5

4

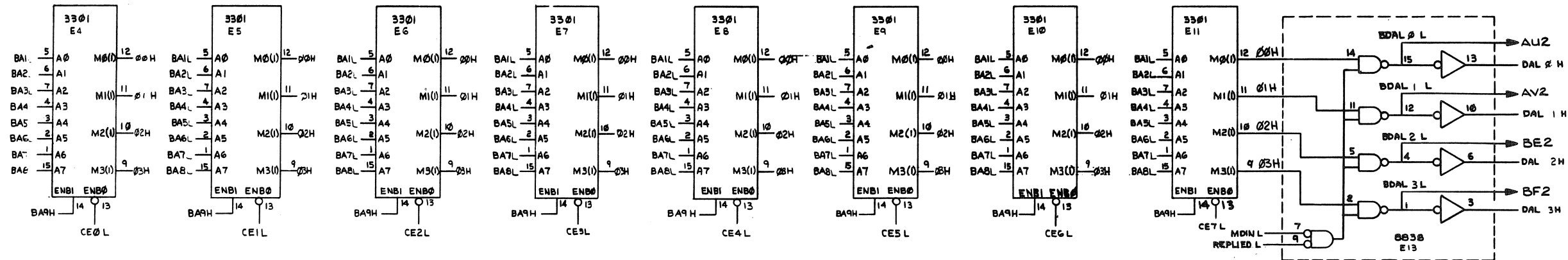
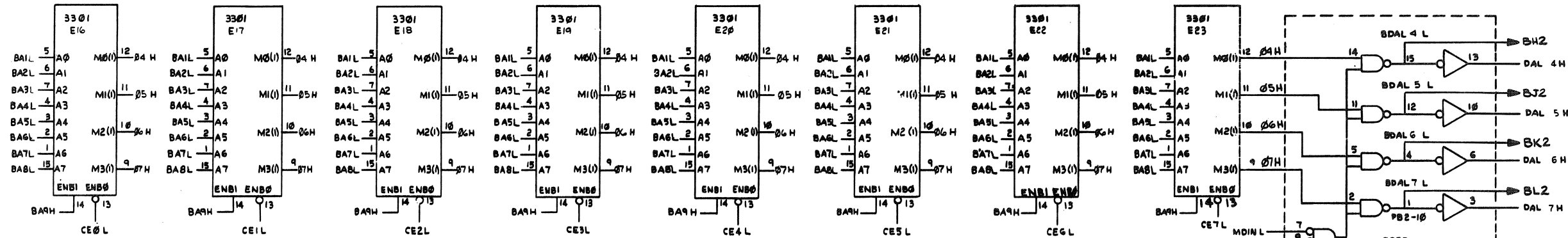
3

1-0-2562M7942-0-1

2

1

THIS DRAWING AND SPECIFICATIONS, HEREIN, ARE THE PROPERTY OF DIGITAL EQUIPMENT CORPORATION AND SHALL NOT BE REPRODUCED OR COPIED OR USED IN WHOLE OR IN PART AS THE BASIS FOR THE MANUFACTURE OR SALE OF ITEMS WITHOUT WRITTEN PERMISSION. COPYRIGHT © 1975 DIGITAL EQUIPMENT CORPORATION



REVISIONS		
CHK	CHANGE NO	REV

DEC FORM NO
000 130

8

7

6

5

4

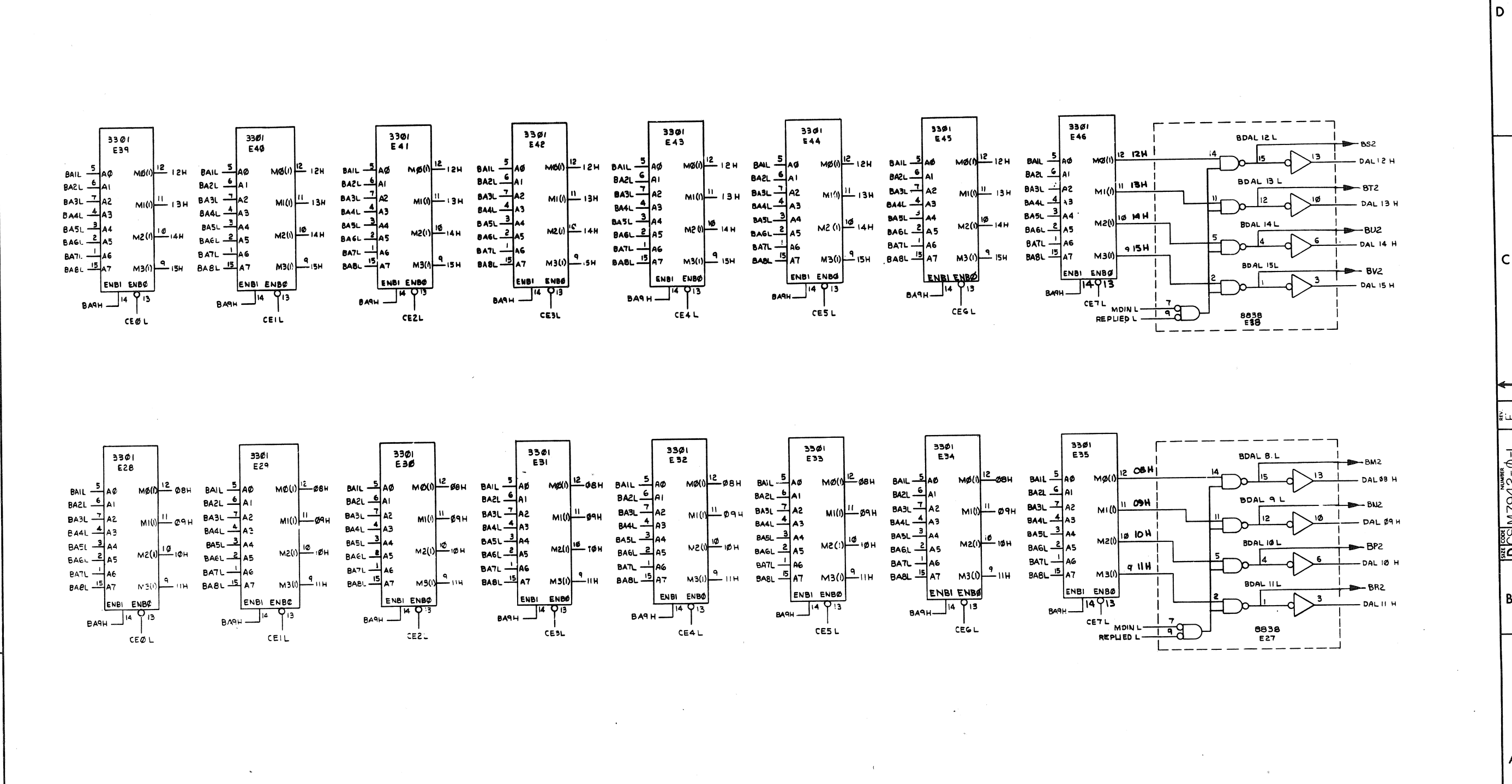
3

2

1

TITLE		SIZE	CODE	NUMBER		REV.
4K/2K PROM		D	CS	M7942-0-1		F
SCALE		SHEET		4 OF 5		DIST.

THIS DRAWING AND SPECIFICATIONS HEREIN ARE THE PROPERTY OF DIGITAL EQUIPMENT CORPORATION AND SHALL NOT BE REPRODUCED OR COPIED OR USED IN WHOLE OR IN PART AS THE BASIS FOR THE MANUFACTURE OR SALE OF ITEMS WITHOUT WRITTEN PERMISSION.
COPYRIGHT © 1975 DIGITAL EQUIPMENT CORPORATION



REVISIONS								TITLE		SIZE CODE	NUMBER		REV.
CHK	CHANGE NO.	REV.							4K/2K PROM	D CS	M7942-0-1		F
								SCALE	1/1	SHEET	5 OF 5	DIST.	
										2		1	