

This drawing and specifications, herein, are the property of Digital Equipment Corporation and shall not be reproduced or copied or used in whole or in part as the basis for the manufacture or sale of items without written permission. COPYRIGHT © 1975 DIGITAL EQUIP. CORP.

TITLE		NUMBER		FOLD TO INDICATED DIM		TABULATION				FOR INSTALLATION IN CAB	REMARKS
						LEG I	LEG II	LEG III	LEG IV		
DATA CABLE		7010824-0		4.0	11.0	M8149 J1	M8149 J3	M8149 J2	M8149 J4	11/70 CAB 1	SEE NOTE 1
ADDRESS CABLE		7010824-1		3.5	11.5	M8148 J3	M8148 J1	M8148 J4	M8148 J2	11/70 CAB 1	SEE NOTE 1

- NOTES:
- IF CABLES ARE USED IN MJII-AC EXPANSION CABINET, REWORK AT INSTALLATION AS FOLLOWS:
① UNFOLD CABLES AND REFOLD WITH FOLLOWING DIMENSIONS PRIOR TO INSTALLATION
 - APPLY LABEL ON LEGS I & II WITH LEGEND VISIBLE NEAR SIDE
 - APPLY LABEL ON LEGS III & IV WITH LEGEND VISIBLE ON FAR SIDE.
- | | A DIM | B DIM |
|-----------|-------|-------|
| 7010824-0 | 6.8" | 8.0" |
| 7010824-1 | 6.0" | 7.8" |

1	LABEL, CABLE IDENT.	9009532	11
1	CABLE MARKERS M8148 J1	3612427-17	10
1	CABLE MARKERS M8149 J4	3612427-06	9
1	CABLE MARKERS M8149 J3	3612427-05	8
1	CABLE MARKERS M8149 J2	3612427-04	7
1	CABLE MARKERS M8149 J1	3612427-03	6
1	CABLE MARKERS M8148 J4	3612427-02	5
1	CABLE MARKERS M8148 J3	3612427-01	4
1	CABLE MARKERS M8148 J2	3612427-00	3
A/R	CABLE, TIE	9007031	2
2	I/O CABLE BC06R	D-UA-BC06R-07-0	1
QTY.	DESCRIPTION	PART NO.	ITEM NO.

PARTS LIST	
DRN. <i>B. Grogg</i>	DATE 2-28-75
CHK'D <i>L. Haney</i>	DATE 3/21/75
ENG. <i>W. B. Smith</i>	DATE 3/24/75
PROJ. ENG. <i>W. B. Smith</i>	DATE 3/24/75
PROB. <i>W. B. Smith</i>	DATE 3/28/75
NEXT HIGHER ASSY	
E-UA-MJII-A-0	
SCALE NONE	
SHEET 1	OF 1

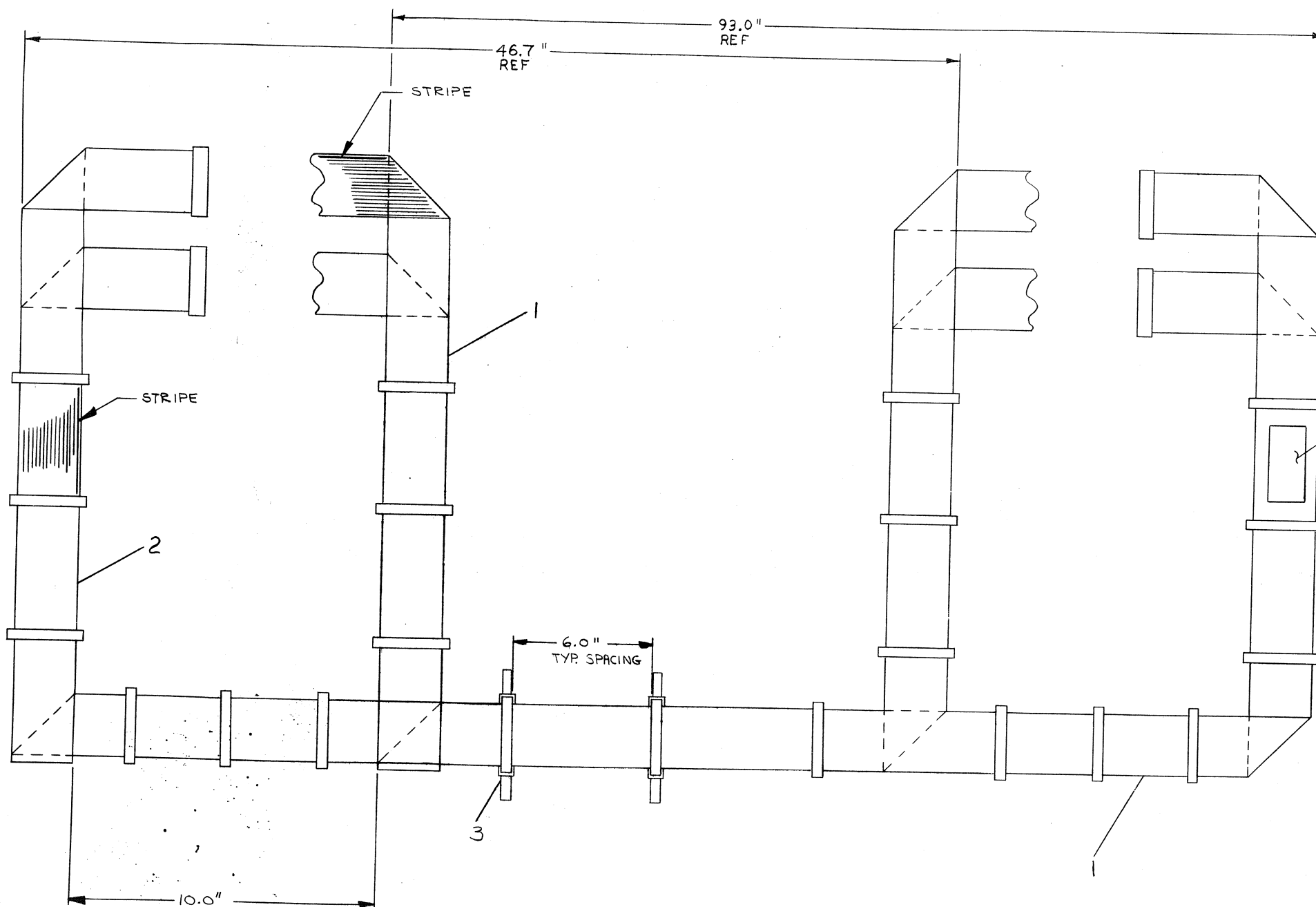
digital EQUIPMENT CORPORATION	
MAYNARD MASSACHUSETTS	
TITLE	
CABLES, INTERCONNECTING DATA/ADDRESS	
SIZE/CODE	NUMBER
DAD	7010824-0-0
REV	

REVISIONS	REV.
CHANGE NO.	
CHK	

"THIS DRAWING AND SPECIFICATIONS, HEREIN, ARE THE PROPERTY OF DIGITAL EQUIPMENT CORPORATION AND SHALL NOT BE REPRODUCED OR COPIED OR USED IN WHOLE OR IN PART AS THE BASIS FOR THE MANUFACTURE OR SALE OF ITEMS WITHOUT WRITTEN PERMISSION. COPYRIGHT © 1975, DIGITAL EQUIPMENT CORPORATION"

0-0-9280102 2

NOTES:
1. ITEM #4 (LABEL) TO BE PLACED ON SMOOTH SIDE OF FLAT CABLE.



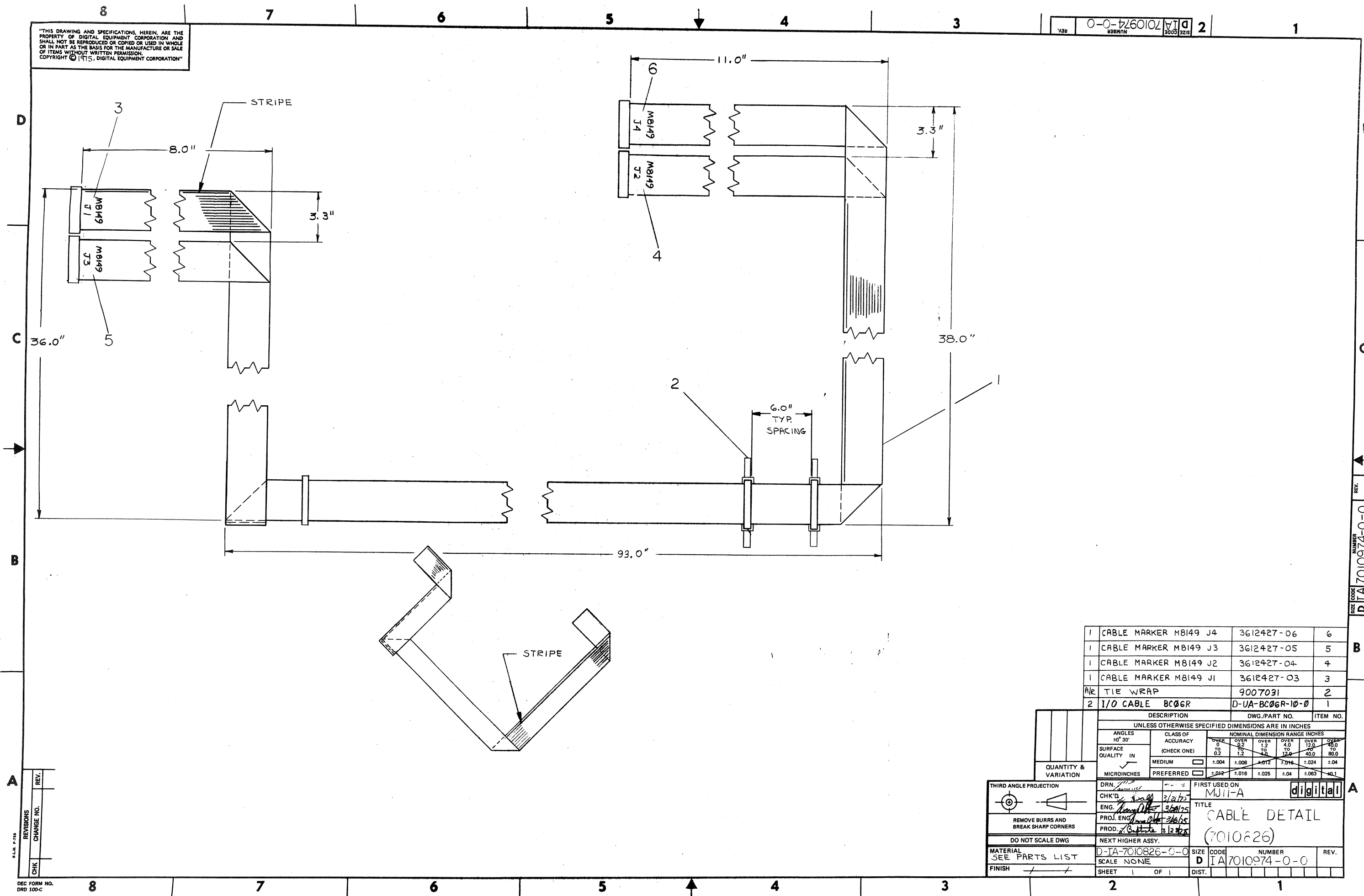
1	LABEL, CABLE IDENT	9009532	4
2	TIE WRAP	9007031	3
1	CABLE DETAIL	D-IA-7010975-0-0	2
1	CABLE DETAIL	D-IA-7010974-0-0	1

DESCRIPTION	DWG./PART NO.	ITEM NO.
UNLESS OTHERWISE SPECIFIED DIMENSIONS ARE IN INCHES		
ANGLES ±0° 30'	CLASS OF ACCURACY	NOMINAL DIMENSION RANGE INCHES
SURFACE QUALITY IN	(CHECK ONE)	OVER 0 TO 0.2
MEDIUM	±.004	±.008
PREFERRED	±.012	±.016
	±.025	±.04
	±.063	±.1

THIRD ANGLE PROJECTION	DRN. R. S. 2-27-75	FIRST USED ON	MJII-A	digital
REMOVE BURRS AND BREAK SHARP CORNERS	CHK'D. S. 2-21-75	ENG. R. S. 2-21-75	PROJ. ENG. R. S. 2-21-75	PROD. R. S. 2-21-75
DO NOT SCALE DWG	NEXT HIGHER ASSY.			
MATERIAL SEE PARTS LIST	E-VA MJII-A-0	SCALE	NONE	
FINISH		SHEET	1 OF 1	

DEC FORM NO.
DRD 100-C

"THIS DRAWING AND SPECIFICATIONS, HEREIN, ARE THE PROPERTY OF DIGITAL EQUIPMENT CORPORATION AND SHALL NOT BE REPRODUCED OR COPIED OR USED IN WHOLE OR IN PART AS THE BASIS FOR THE MANUFACTURE OR SALE OF ITEMS WITHOUT WRITTEN PERMISSION. COPYRIGHT © 1975, DIGITAL EQUIPMENT CORPORATION"



1	CABLE MARKER M8149 J4	3612427-06	6
1	CABLE MARKER M8149 J3	3612427-05	5
1	CABLE MARKER M8149 J2	3612427-04	4
1	CABLE MARKER M8149 J1	3612427-03	3
1	TIE WRAP	9007031	2
2	I/O CABLE BC06R	D-UA-BC06R-10-0	1

DESCRIPTION	DWG./PART NO.	ITEM NO.
UNLESS OTHERWISE SPECIFIED DIMENSIONS ARE IN INCHES		
ANGLES ±0° 30'	CLASS OF ACCURACY	NOMINAL DIMENSION RANGE INCHES
SURFACE QUALITY IN MICROINCHES	(CHECK ONE)	OVER 0 TO 0.2
	MEDIUM <input type="checkbox"/> ±0.004	OVER 0.2 TO 0.4
PREFERRED <input type="checkbox"/> ±0.012	±0.008	OVER 0.4 TO 0.6
	±0.016	OVER 0.6 TO 0.8
	±0.025	OVER 0.8 TO 1.0
	±0.04	OVER 1.0 TO 1.2
	±0.063	OVER 1.2 TO 1.6
	±0.1	OVER 1.6 TO 2.0

THIRD ANGLE PROJECTION	DRN. <i>[Signature]</i>	FIRST USED ON
REMOVE BURRS AND BREAK SHARP CORNERS	CHK'D. <i>[Signature]</i>	MJ11-A
DO NOT SCALE DWG	ENG. <i>[Signature]</i>	TITLE
MATERIAL SEE PARTS LIST	PROJ. ENG. <i>[Signature]</i>	CABLE DETAIL
FINISH <i>[Signature]</i>	PROD. <i>[Signature]</i>	(7010626)
	NEXT HIGHER ASSY.	
	D-IA-7010826-0-0	SIZE CODE
	SCALE NONE	D IA 7010974-0-0
	SHEET 1 OF 1	REV.

REV.	CHANGE NO.	REVISIONS
CHK		

DEC FORM NO.
DRD 100-C

This drawing and specifications, herein, are the property of Digital Equipment Corporation and shall not be reproduced or copied or used in whole or in part as the basis for the manufacture or sale of items without written permission.

DIGITAL EQUIPMENT CORPORATION
MAYNARD MASSACHUSETTS

PACKAGING INSTRUCTION

REV: _____ DATE: _____

TITLE

CUSHIONED CUSTOMER SHIPPING PACKAGE (MJ11)

MATERIAL REQUIREMENTS

Quantity	Purchasing Specification No.	Description
2	9905645	Full Telescope Cap
2	9905642	Foam Pad
2	9905643	Foam with Corrugated Side Wall Assembly
12 ft.	9905734-01	Plastic Strapping

PACKAGING INSTRUCTIONS

Step	Procedure
1	Set up both Full Telescope Caps (9905645). No taping or stapling is required.
2	Place one Full Telescope Cap on the floor and place both Foam with Corrugated Side Wall Assemblies (9905643) inside the cap.
3	Place one Foam Pad (9905642) inside the Foam with Corrugated Side Wall Assemblies, resting on the bottom of the Full Telescope Cap.
4	Place option (package in In-Plant Box, according to the specific Packaging Instructions for this option) inside the Foam with Corrugated Side Wall Assemblies, resting on the Foam Pad.
5	Place the second Foam Pad on top of the boxed option, inside the Foam with Corrugated Side Wall Assembly.
6	Place the second Full Telescope Cap on top of the assembly.
7	Strap in both directions, using plastic strapping.

NOTE

See A-SP-3700194-0-0 for Inter-Plant Packaging Instructions.

ENG *Ken Mawardi* 7/21/75 APPD *Rob Suet* 7/21/75 SIZE A CODE SP NUMBER 3700195-0-0 REV _____

DEC 8-(551)-1031-1-R671
DRA - 129

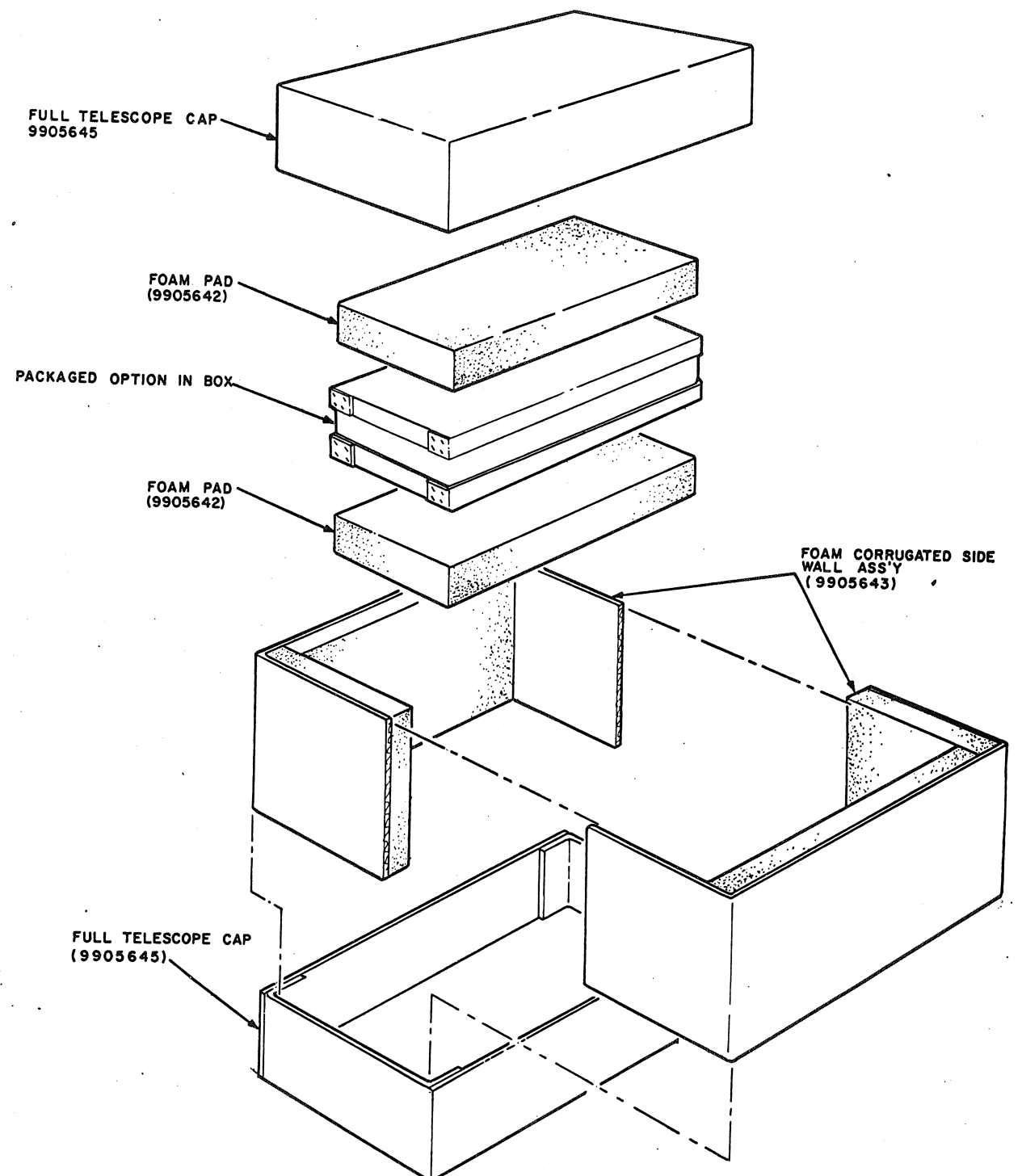
SHEET 1 OF 2

PACKAGING INSTRUCTION

REV: _____ DATE: _____

TITLE

CUSHIONED CUSTOMER SHIPPING PACKAGE (MJ11)



NOTE:
Make changes to the "C" size original only and rephotograph.

ENG. *B. Patton* 10/4/74 APPD *R. S. Blum* 10/3/74 SIZE A CODE SP NUMBER 3700195-0-0 REV _____

DRC-108

SHEET 2 OF 2

This drawing and specifications, herein, are the property of Digital Equipment Corporation and shall not be reproduced or copied or used in whole or in part as the basis for the manufacture or sale of items without written permission.

DIGITAL EQUIPMENT CORPORATION
MAYNARD MASSACHUSETTS

PACKAGING INSTRUCTION

REV: _____ DATE: _____

TITLE MJ11 INTER-PLANT PACKAGING

MATERIAL REQUIREMENTS

Quantity	Purchase Specification No.	Description
2	9905744	Full Telescope Cap
1	9905745	Taped Tube
1	9905746	Scored Sheet
1	9905644	Rear Protector
1	9905335	Laminated Buildup
10 ft.	9905734-01	Plastic Strapping

PACKAGING INSTRUCTIONS

Step	Procedure
1	Set up two (2) Full Telescope Caps (9905744). One for the top and one for the bottom.
2	Place MJ11 <i>upside down</i> in one of the Full Telescope Caps. Center it from front-to-back and side-to-side.
3	Place Rear Protector (9905644) against MJ11. Place plug wire into slot and down between the two foam blocks (see Figure).
4	Place Taped Tube (9905745) down and around the MJ11.
5	Place Laminated Buildup (9905335) down in front of the MJ11. Place Scored Sheet (9905746) along the MJ11; first one side and then the other.
6	Place second Full Telescope Cap on top of the assembly. Strap in both directions, using plastic strapping (9905734-01).

NOTE

For Cushioned Customer Shipping Package,
refer to Packaging Instruction A-SP-3700195-0-0.

ENG *Ken Mearns* 7/21/75 APPD *Bob Gust* 7/21/75 SIZE A CODE SP NUMBER 3700194-0-0 REV _____

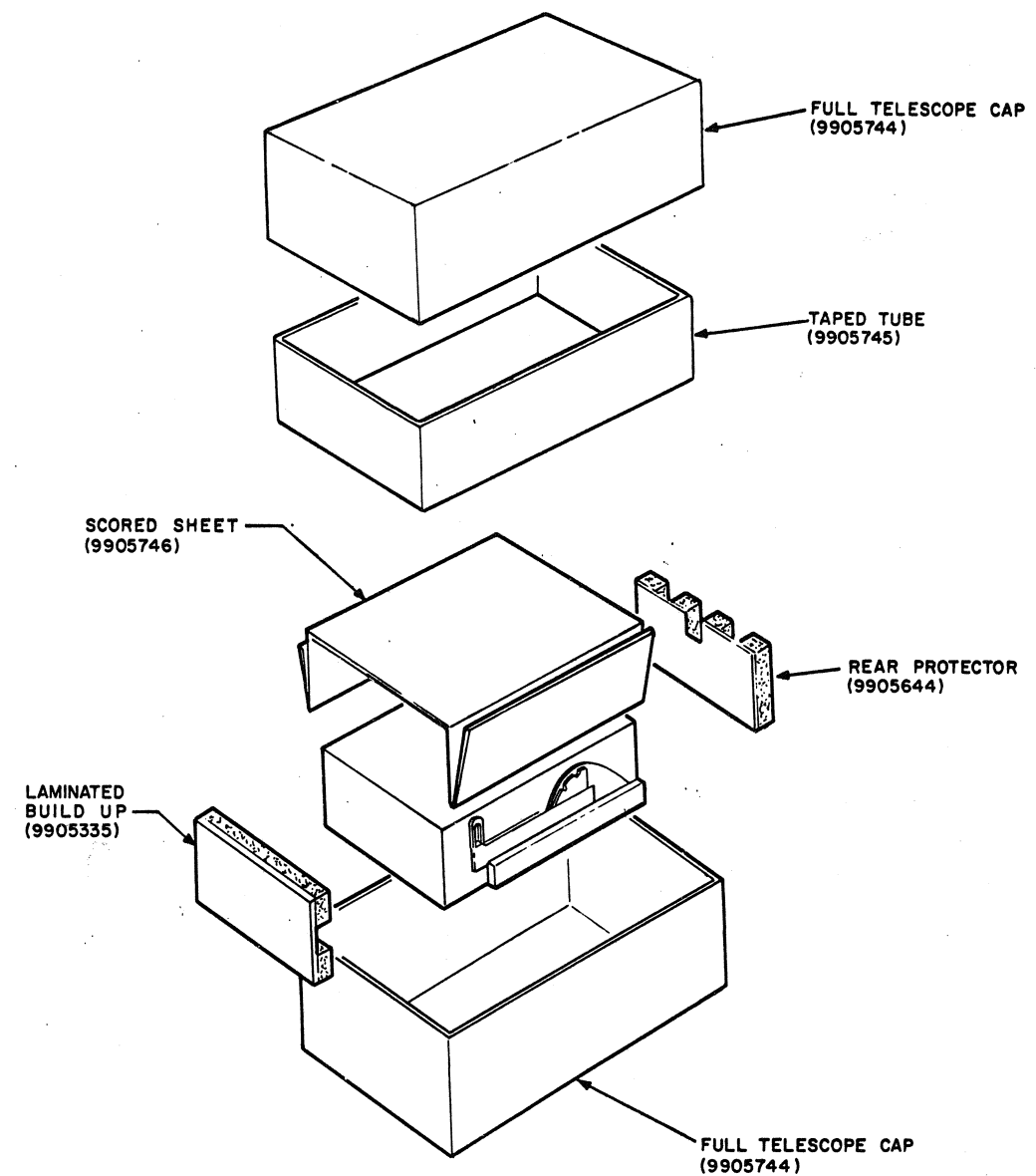
DEC 8-(551)-1031-1-R671
DRA - 129

SHEET 1 OF 2

PACKAGING INSTRUCTION

REV: _____ DATE: _____

TITLE MJ11 INTERPLANT PACKAGING



NOTE:
Make changes to "C" size original only
and rephotograph.

ENG *Ken Mearns* 7/21/75 APPD *Bob Gust* 7/21/75 SIZE A CODE SP NUMBER 3700194-0-0

DRC-108

SHEET 2 OF 2