

X  
XXX

# ILLUSTRATED PARTS BREAKDOWN

# 655QF CABINET SYSTEM

## HOW TO USE THE IPB

### GENERAL

This IPB is compiled following the organization and nomenclature of the engineering drawing structure.

### MAJOR ASSEMBLY LOCATOR (When Applicable)

The Major Assembly Locator (first illustration) is an index that provides a description and a figure reference for all illustrations used in this manual.

### INDENTED PARTS LIST

This manual identifies each assembly being broken down (figure reference callout), and all parts of that assembly. Further breakdown of an assembly is shown by an asterisk (\*) preceding the item callouts in the Description Column. The number of asterisks preceding an item is used to denote the subordination of that item with respect to the Major Assembly. A single asterisk preceding an item description indicates that the item is part of the major assembly being illustrated. Items that are subordinate to single asterisks items, are denoted by two asterisks (\*\*) and immediately follow the related single asterisk item. This system of part identification provides a means for the user to identify the next higher assembly item and make alternate selections for parts when the required replacement part of assembly is not immediately available.

### COLUMN CALLOUT DESCRIPTION

Figure and Item - Indicates the figure number and item number of each part.

Description - Lists the name of the part and pertinent specifications (when required). Asterisks preceding the description denote the subordination of the part to the next higher assembly.

DEC Part No. - Lists the Digital part ordering number. A blank in this column indicates a Digital part number was not assigned at the time of publication.

ECO Cut-In - The notation at the top of this column indicates the ECO level of the system (option), at which the IPB was initially prepared. Subsequent ECO level designations, that modify existing parts or add new parts to the device, are inserted in the ECO Cut-In column next to the part that is added or modified.

Used On Code - Letters in this column correspond to the variation codes assigned in Figure 1. Parts with an Alpha notation, s) are used only in those option variations. A blank indicates that the part is used on all option variations.

Ref Fig No. - A cross reference between illustrations. For each Major Assembly, the number in this column denotes the figure of the next higher assembly. For all subassemblies, the number in this column denotes the figure showing additional detailed breakdown.

PART NUMBER/PART DESCRIPTION INDEX SECTION  
Parts are indexed both numerically and alphabetically by description, referenced to a location within the IPB by figure number and item number.

## REVISION HISTORY

PRINTING	ECO LEVEL		DATE	OTHER IPB MANUALS REFERENCED
2nd Printing	655QF 70-23988	00000-00001 00000-00003	10-AUG-90	EK-H9644-IP EK-ORA90-IP

Digital Equipment Corporation reserves the right, without notice, to make substitutions and modifications in the specifications of products documented in this manual and further reserves the right to withdraw any of these products from the market without notice.

Digital Equipment Corporation is not responsible for errors which may appear in the technical description (including illustrations and photographs) of the products covered by this manual.

None of the descriptions contained in this manual imply the granting of any license whatsoever to make, use or sell equipment constructed in accordance therewith.

Restricted Rights: Use, duplication or disclosure by the U.S. Government is subject to restrictions as set forth in subparagraph (c) (1) (ii) of the Rights in Technical Data and Computer Software clause at DFARS 252.227-2713.

Copyright © 1989, 1990 by Digital Equipment Corporation. All rights reserved.

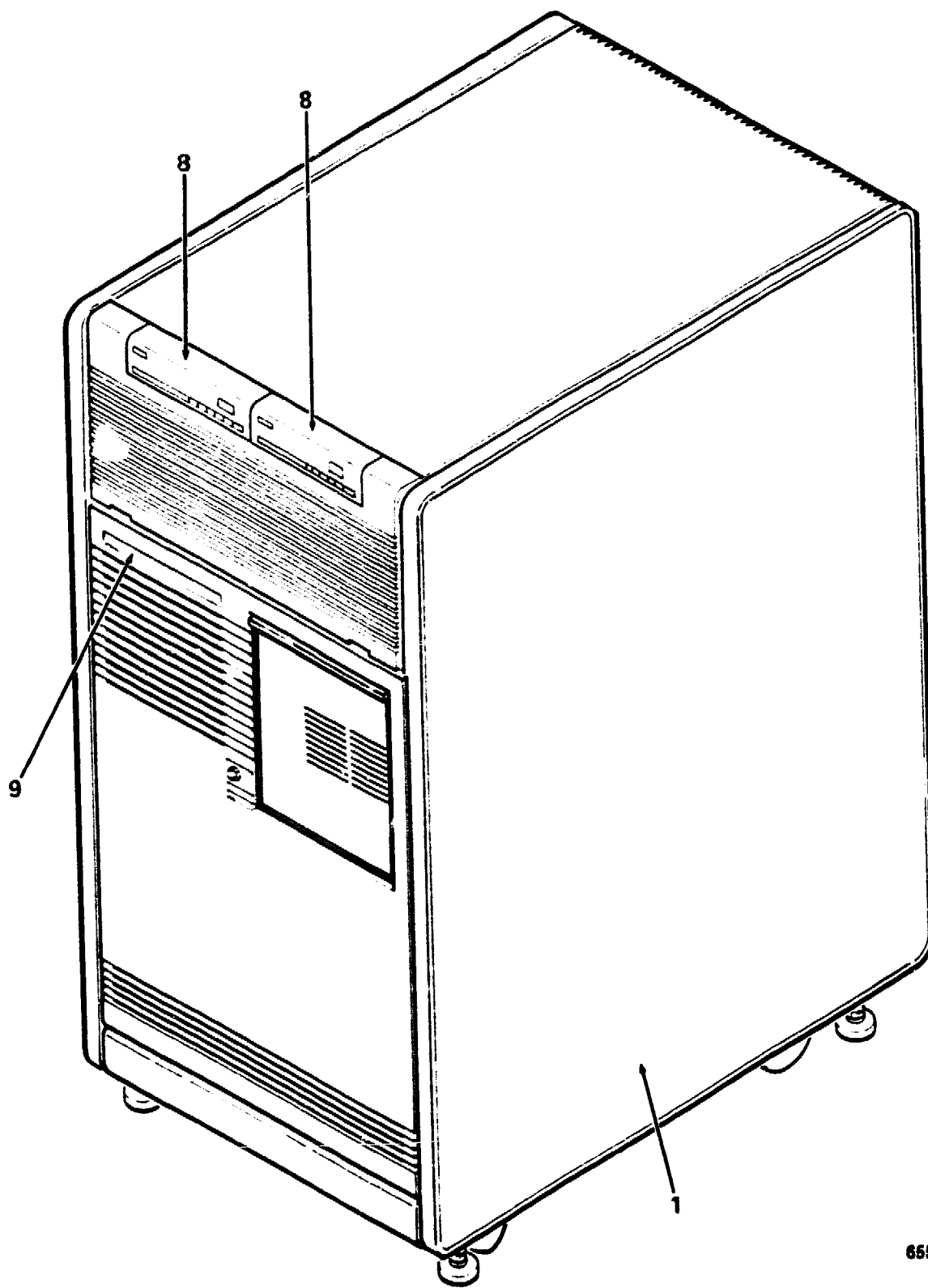
The postage-paid READER'S COMMENTS form on the last page of this document requests your critical evaluation to assist us in preparing future documentation.

The following are trademarks of Digital Equipment Corporation :

---



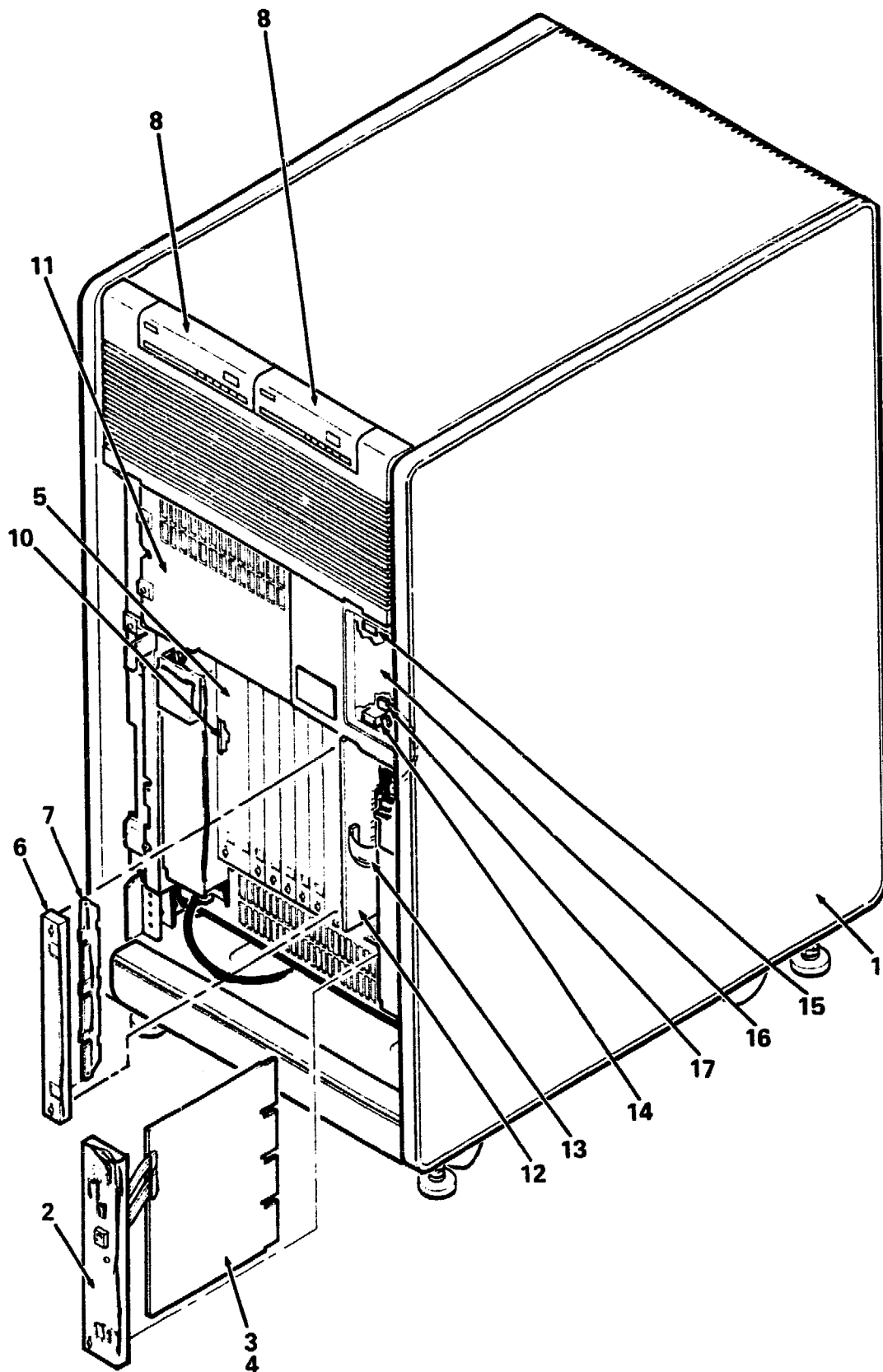
BA213  
DEC  
DECUS  
MicroVAX  
PDP  
RA90  
UNIBUS  
VAX  
VAXserver



655QF-01-BD

**Figure 1. Cabinet System, 655QF (Sheet 1 of 3)**

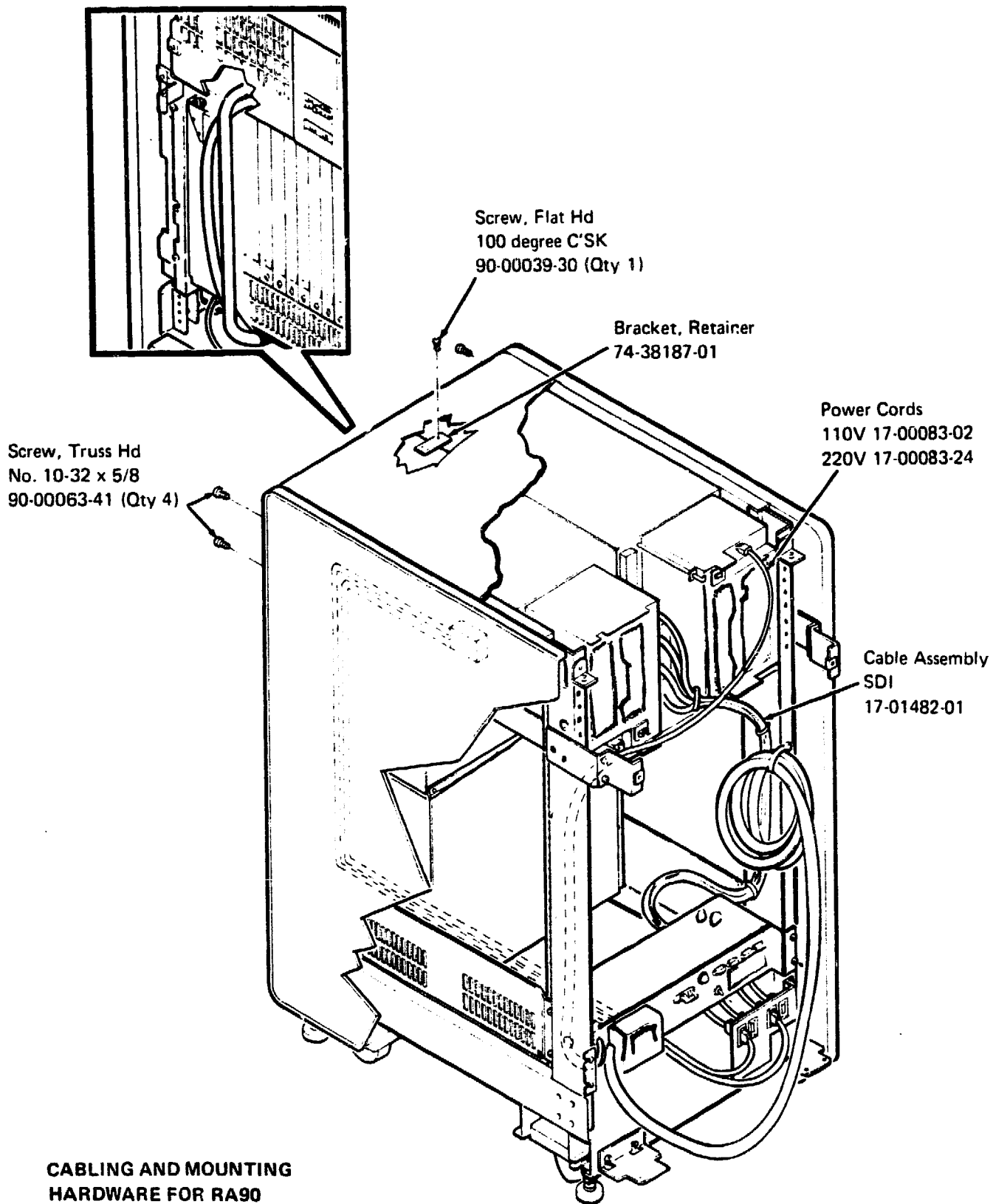
PARTS LIST



655QF-01A-BD

**Figure 1. Cabinet System, 655QF(Sheet 2 of 3)**

**PARTS LIST**



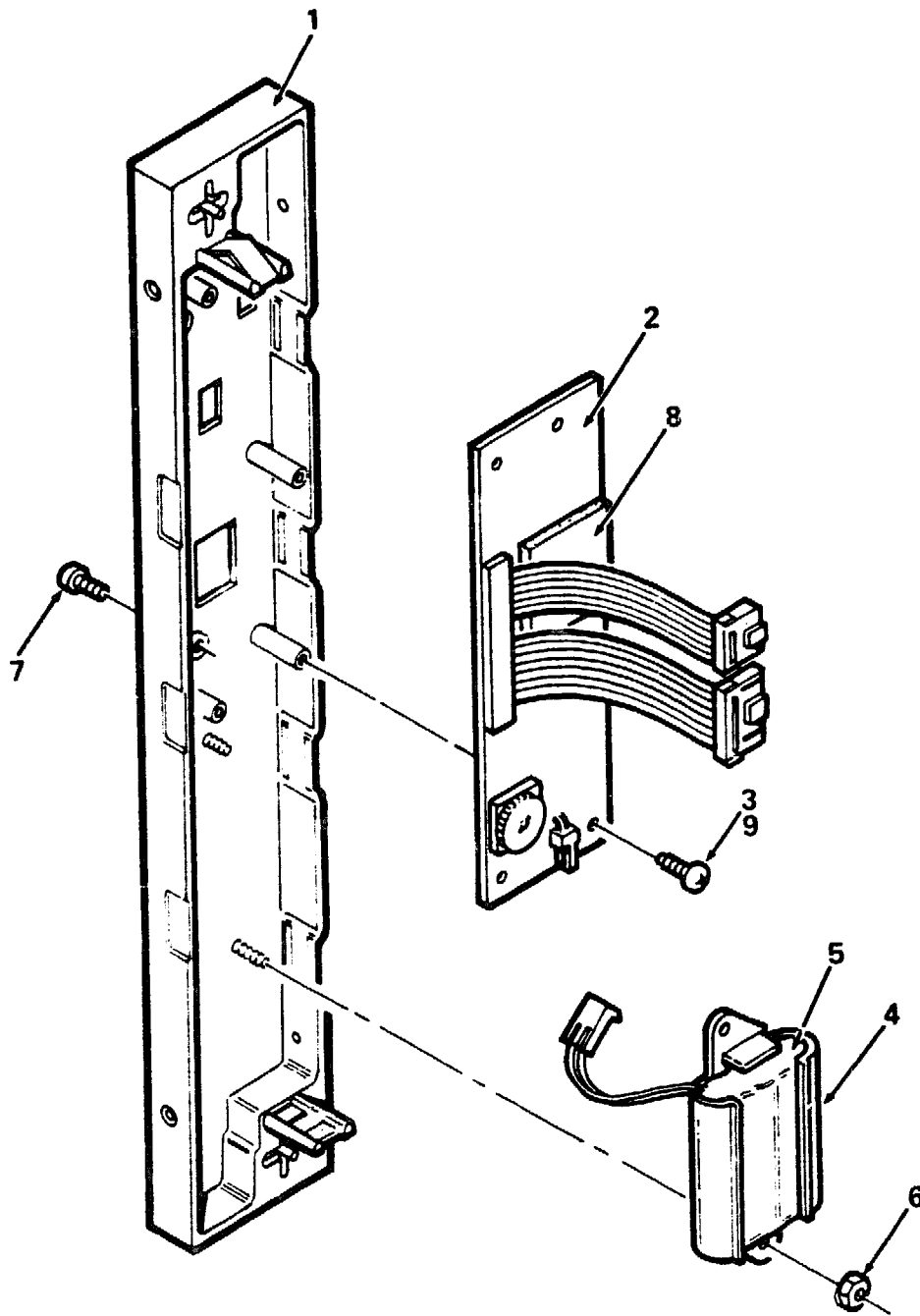
655QF-01B-BD

**Figure 1. Cabinet System, 655QF (Sheet 3 of 3)**

**PARTS LIST**

FIG. & ITEM NO.	DESCRIPTION	DEC PART NO.	ECO CUT-IN 655QF 00000	USED ON CODE	REF FIG NO.
1-	CABINET SYSTEM, 655QF				
	(Used On Codes Apply To This Figure Only)				
	Code A - Used on 655QF-A2 120V	655QF-A2		A	
	Code B - Used on 655QF-A3 240V	655QF-A3		B	
	Code C - Used on 655QF-B2 120V	655QF-B2		C	
	Code D - Used on 655QF-B3 240V	655QF-B3		D	
1	*Cabinet Assembly, BA213 40 Inch 120V (See IPB Manual EK-H9644-IP)	70-26188-01		AC	
	*Cabinet Assembly, BA213 40 Inch 240V (See IPB Manual EK-H9644-IP)	70-26188-02		BD	
2	*BULKHEAD ASSEMBLY, H3600 MODULE	70-23988-01			2
3	*Module, CVAX CPU (Timeshare)	M7625-AA		AB	
4	*Module, CVAX CPU (Server)	M7625-BA		CD	
5	*Bulkhead Assembly, Front Dual	70-23982-02			
6	*Bulkhead Assembly, Front	70-23981-01			
7	*Panel, Gap Filler	70-24071-01			
8	Drive Assembly, RA90 Disk (See Note) (See IPB Manual EK-0RA90-IP)	RA90-MA			
9	*Nameplate, MicroVAX 3900	74-34425-25		AB	
	*Nameplate, rtVAX 3900	74-34425-24		CD	
	*Nameplate, VAXserver 3900	74-34425-28		CD	
10	*Module, Load	M9060-YA			
11	*Panel, Front	70-23995-04			
12	*Module, 16 Meg Memory	MS650-BA			
13	*Cable Assembly, 50 Cond Flat	17-01898-01			
	*Cable Assembly, 50 Cond Flat	17-01898-02			
	*Cable Assembly, 50 Cond Flat	17-01898-03			
14	*Mount Assembly, Top Shock	70-25452-03			
15	*Mount Assembly, Bottom Shock	70-25452-04			
16	*Panel, 5 1/4" Tape Drive Filler	74-36425-01			
17	*Harness Assembly, RH	17-01362-01			
	NOTE: This item is not part of this assembly. Shown for reference only.				

FIG.& ITEM NO.	DESCRIPTION	DEC PART NO.	ECO CUT-IN 655QF 00000	USED ON CODE	REF FIG NO.
1-	LABELS (Not Shown)				
	*Label, "Telecom Approval, Japan" (added)	36-33180-09	00001	AC	
	*Label, "Module Number M7625-AA"	36-26883-70		AB	
	*Label, "Module Number M7625-BA"	36-26883-71		CD	
	*Label, "Module Number M9060-YA"	36-26883-17			
	*Label, "Cabinet, USA, 100V"	36-27838-17		AC	
	*Label, "Cabinet, USA, 220V"	36-27838-18		BD	
	*Label, "Cabinet, UK, 100V"	36-27838-19		AC	
	*Label, "Cabinet, UK, 220V"	36-27838-20		BD	
	*Label, "Pedestal USA 100V"	36-27838-01		AC	
	*Label, "Pedestal USA 220V"	36-27838-03		BD	
	*Label, "Pedestal UK 100V"	36-27838-04		AC	
	*Label, "Pedestal UK 220V"	36-27838-02		BD	
	*Label, "Caution, S-Box"	36-27924-01			
	*Label, "Module Number M7622-A"	36-26883-43			
	*Label, "Postcard FTZ"	36-21232-54			
	*Label, "Preinstalled Software" (added)	36-28979-01	00001		
	KITS (Not Shown)				
	*KIT, BIZ ACCESSORIES	70-25473-01		AC	
	**Cable Assembly	17-00811-02			
	**Key, Plastic	12-17119-01			
	**Connector, Adaptor (25 Position)	12-23599-01			
	**Screwdriver, Flat Blade	47-00042-00			
	**Wrench, Allen Hex	47-00045-00			
	**Label, "S-Box"	36-27923-01			
	*KIT, BIZ ACCESSORIES	70-25473-02		BD	
	**Cable Assembly, 06 Cond Molded Shielded	17-01364-02			
	**Key, Plastic	12-17119-01			
	**Connector, Adaptor (25 Position)	12-23599-01			
	**Screwdriver, Flat Blade	47-00042-00			
	**Wrench, Allen Hex	47-00045-00			
	**Label, "S-Box"	36-27923-01			
	*KIT, HARDWARE	70-25708-01			
	**Clamp, Cable	90-07089-00			
	**Retainer, U-Nut	90-07786-01			
	**Screw, Self Tap Truss Hd No. 10-32 x 1/2	90-00063-39			
	**Washer, Flat	90-06662-00			
	**Screw, Sems Phl Truss Hd	90-00049-17			
	**Tie, Cable	90-07032-00			



655QF-02-BD

**Figure 2. Bulkhead Assembly, H3600 Module**

PARTS LIST

FIG.& ITEM NO.	DESCRIPTION	DEC PART NO.	ECO CUT-IN 70-23988 00000	USED ON CODE	REF FIG NO.
2-	BULKHEAD ASSEMBLY, H3600 MODULE	70-23988-01			1
1	*Bulkhead Assembly, Front Dual	70-23982-03			
2	*Module, SLU Console	54-17016-01			
3	*Screw, Sems Phi Pan Hd No. 6-32 x 5/16 (deleted)	90-09984-07	00002		
4	*Holder, Battery Pack	74-33477-01			
5	*Battery, 3 Cell	12-19245-01			
6	*Nut, Kep No. 4-40	90-06557-00			
7	*Screw, Sems Phi Pan Hd No. 4-40 x 3/8	90-09643-00			
8	*Tape, Foam	90-08228-00			
9	*Screw, Self Tap Truss Hd No. 6 x 5/16 (added)	90-00063-78	00001		
	Labels (Not Shown)				
	*Label, "Baud Select"	36-26584-01			
	*Label, "Blank, Paper, Pin Feed" (deleted)	36-23593-01	00002		
	*Label, "International" (added)	36-20560-54	00001		
	*Label, "Kapton Blank" (added)	36-27920-01	00002		
	*Label, "Overlamine Polyimide" (added)	36-27921-01	00002		
	*Label, "Dry Ink Foil, Black" (added)	36-27922-01	00002		

Ω

## **PART NUMBER/DESCRIPTION INDEX**



**INDEX BY DEC PART NUMBER**  
**655QF CABINET SYSTEM**

<b>PART NO.</b>	<b>DESCRIPTION</b>	<b>FIG NO.</b>	<b>ITEM NO.</b>
12-17119-01	Key, Plastic	1	Not Shown
12-19245-01	Battery, 3 Cell	2	5
12-23599-01	Connector, Adaptor (25 Position)	1	Not Shown
17-00811-02	Cable Assembly	1	Not Shown
17-01362-01	Harness Assembly, RH	1	17
17-01364-02	Cable Assembly, 06 Cond Molded Shielded	1	Not Shown
17-01898-01	Cable Assembly, 50 Cond Flat	1	13
17-01898-02	Cable Assembly, 50 Cond Flat	1	13
17-01898-03	Cable Assembly, 50 Cond Flat	1	13
36-20560-54	Label, "International" (added)	2	Not Shown
36-21232-54	Label, "Postcard FTZ"	1	Not Shown
36-23593-01	Label, "Blank, Paper, Pin Feed" (deleted)	2	Not Shown
36-26584-01	Label, "Baud Select"	2	Not Shown
36-26883-17	Label, "Module Number M9060-YA"	1	Not Shown
36-26883-43	Label, "Module Number M7622-A"	1	Not Shown
36-26883-70	Label, "Module Number M7625-AA"	1	Not Shown
36-26883-71	Label, "Module Number M7625-BA"	1	Not Shown
36-27838-01	Label, "Pedestal USA 100V"	1	Not Shown
36-27838-02	Label, "Pedestal UK 220V"	1	Not Shown
36-27838-03	Label, "Pedestal USA 220V"	1	Not Shown
36-27838-04	Label, "Pedestal UK 100V"	1	Not Shown
36-27838-17	Label, "Cabinet, USA, 100V"	1	Not Shown
36-27838-18	Label, "Cabinet, USA, 220V"	1	Not Shown
36-27838-19	Label, "Cabinet, UK, 100V"	1	Not Shown
36-27838-20	Label, "Cabinet, UK, 220V"	1	Not Shown
36-27920-01	Label, "Kapton Blank" (added)	2	Not Shown
36-27921-01	Label, "Overlamine Polyimide" (added)	2	Not Shown
36-27922-01	Label, "Dry Ink Foil, Black" (added)	2	Not Shown
36-27923-01	Label, "S-Box"	1	Not Shown
36-27924-01	Label, "Caution, S-Box"	1	Not Shown
36-28979-01	Label, "Preinstalled Software" (added)	1	Not Shown
36-33180-09	Label, "Telecom Approval, Japan" (added)	1	Not Shown
47-00042-00	Screwdriver, Flat Blade	1	Not Shown
47-00042-00	Screwdriver, Flat Blade	1	Not Shown
47-00045-00	Wrench, Allen Hex	1	Not Shown
47-00045-00	Wrench, Allen Hex	1	Not Shown
54-17016-01	Module, SLU Console	2	2
655QF-A2	655QF-A2 120V	1	N/A
655QF-A3	655QF-A3 240V	1	N/A
655QF-B2	655QF-B2 120V	1	N/A
655QF-B3	655QF-B3 240V	1	N/A
70-23981-01	Bulkhead Assembly, Front	1	6
70-23982-02	Bulkhead Assembly, Front Dual	1	5
70-23982-03	Bulkhead Assembly, Front Dual	2	1
70-23988-01	BULKHEAD ASSEMBLY, H3600 MODULE	2	N/A
70-23988-01	BULKHEAD ASSEMBLY, H3600 MODULE	1	2
70-23995-04	Panel, Front	1	11
70-24071-01	Panel, Gap Filler	1	7
70-25452-03	Mount Assembly, Top Shock	1	14
70-25452-04	Mount Assembly, Bottom Shock	1	15

**INDEX BY DEC PART NUMBER**  
**655QF CABINET SYSTEM**

<b>PART NO.</b>	<b>DESCRIPTION</b>	<b>FIG NO.</b>	<b>ITEM NO.</b>
70-25473-01	KIT, BIZ ACCESSORIES	1	Not Shown
70-25473-02	KIT, BIZ ACCESSORIES	1	Not Shown
70-25708-01	KIT, HARDWARE	1	Not Shown
70-26188-01	Cabinet Assembly, BA213 40 Inch 120V	1	1
70-26188-02	Cabinet Assembly, BA213 40 Inch 240V	1	1
74-33477-01	Holder, Battery Pack	2	4
74-34425-24	Nameplate, rtVAX 3900	1	9
74-34425-25	Nameplate, MicroVAX 3900	1	9
74-34425-28	Nameplate, VAXserver 3900	1	9
74-36425-01	Panel, 5 1/4" Tape Drive Filler	1	16
90-00049-17	Screw, Sems Phi Truss Hd	1	Not Shown
90-00063-39	Screw, Self Tap Truss Hd No. 10-32 x 1/2	1	Not Shown
90-00063-78	Screw, Self Tap Truss Hd No. 6 x 5/16 (added)	2	9
90-06557-00	Nut, Kep No. 4-40	2	6
90-06662-00	Washer, Flat	1	Not Shown
90-07032-00	Tie, Cable	1	Not Shown
90-07089-00	Clamp, Cable	1	Not Shown
90-07786-01	Retainer, U-Nut	1	Not Shown
90-08228-00	Tape, Foam	2	8
90-09643-00	Screw, Sems Phi Pan Hd No. 4-40 x 3/8	2	7
90-09984-07	Screw, Sems Phi Pan Hd No. 6-32 x 5/16 (deleted)	2	3
M7625-AA	Module, CVAX CPU (Timeshare)	1	3
M7625-BA	Module, CVAX CPU (Server)	1	4
M9060-YA	Module, Load	1	10
MS650-BA	Module, 16 Meg Memory	1	12
N/A	CABINET SYSTEM, 655QF	1	N/A
RA90-MA	Drive Assembly, RA90 Disk	1	8

**INDEX BY DEC PART DESCRIPTION**  
**655QF CABINET SYSTEM**

DESCRIPTION	DEC PART NO.	FIG. NO.	ITEM NO.
655QF-A2 120V	655QF-A2	1	N/A
655QF-A3 240V	655QF-A3	1	N/A
655QF-B2 120V	655QF-B2	1	N/A
655QF-B3 240V	635QF-B3	1	N/A
Battery, 3 Cell	12-19245-01	2	5
Bulkhead Assembly, Front	70-23981-01	1	6
Bulkhead Assembly, Front Dual	70-23982-02	1	5
Bulkhead Assembly, Front Dual	70-23982-03	2	1
BULKHEAD ASSEMBLY, H3600 MODULE	70-23988-01	1	2
BULKHEAD ASSEMBLY, H3600 MODULE	70-23988-01	2	N/A
Cabinet Assembly, BA213 40 Inch 120V	70-26188-01	1	1
Cabinet Assembly, BA213 40 Inch 240V	70-26188-02	1	1
CABINET SYSTEM, 655QF	N/A	1	N/A
Cable Assembly	17-00811-02	1	Not Shown
Cable Assembly, 06 Cond Molded Shielded	17-01364-02	1	Not Shown
Cable Assembly, 50 Cond Flat	17-01898-03	1	13
Cable Assembly, 50 Cond Flat	17-01898-01	1	13
Cable Assembly, 50 Cond Flat	17-01898-02	1	13
Clamp, Cable	90-07089-00	1	Not Shown
Connector, Adaptor (25 Position)	12-23599-01	1	Not Shown
Drive Assembly, RA90 Disk	RA90-MA	1	8
Harness Assembly, RH	17-01362-01	1	17
Holder, Battery Pack	74-33477-01	2	4
Key, Plastic	12-17119-01	1	Not Shown
KIT, BIZ ACCESSORIES	70-25473-02	1	Not Shown
KIT, BIZ ACCESSORIES	70-25473-01	1	Not Shown
KIT, HARDWARE	70-25708-01	1	Not Shown
Label, "Baud Select"	36-26584-01	2	Not Shown
Label, "Blank, Paper, Pin Feed" (deleted)	36-23593-01	2	Not Shown
Label, "Cabinet, UK, 100V"	36-27838-19	1	Not Shown
Label, "Cabinet, UK, 220V"	36-27838-20	1	Not Shown
Label, "Cabinet, USA, 100V"	36-27838-17	1	Not Shown
Label, "Cabinet, USA, 220V"	36-27838-18	1	Not Shown
Label, "Caution, S-Box"	36-27924-01	1	Not Shown
Label, "Dry Ink Foil, Black" (added)	36-27922-01	2	Not Shown
Label, "International" (added)	36-20560-54	2	Not Shown
Label, "Kapton Blank" (added)	36-27920-01	2	Not Shown
Label, "Module Number M7622-A"	36-26883-43	1	Not Shown
Label, "Module Number M7625-AA"	36-26883-70	1	Not Shown
Label, "Module Number M7625-BA"	36-26883-71	1	Not Shown
Label, "Module Number M9060-YA"	36-26883-17	1	Not Shown
Label, "Overlamine Polyimide" (added)	36-27921-01	2	Not Shown
Label, "Pedestal UK 100V"	36-27838-04	1	Not Shown
Label, "Pedestal UK 220V"	36-27838-02	1	Not Shown
Label, "Pedestal USA 100V"	36-27838-01	1	Not Shown
Label, "Pedestal USA 220V"	36-27838-03	1	Not Shown
Label, "Postcard FTZ"	36-21232-54	1	Not Shown
Label, "Preinstalled Software" (added)	36-28979-01	1	Not Shown
Label, "S-Box"	36-27923-01	1	Not Shown
Label, "Telecom Approval, Japan" (added)	36-33180-09	1	Not Shown

**INDEX BY DEC PART DESCRIPTION  
655QF CABINET SYSTEM**

<b>DESCRIPTION</b>	<b>DEC PART NO.</b>	<b>FIG. NO.</b>	<b>ITEM NO.</b>
Module, 16 Meg Memory	MS650-BA	1	12
Module, CVAX CPU (Server)	M7625-BA	1	4
Module, CVAX CPU (Timeshare)	M7625-AA	1	3
Module, Load	M9060-YA	1	10
Module, SLU Console	54-17016-01	2	2
Mount Assembly, Bottom Shock	70-25452-04	1	15
Mount Assembly, Top Shock	70-25452-03	1	14
Nameplate, MicroVAX 3900	74-34425-25	1	9
Nameplate, rtVAX 3900	74-34425-24	1	9
Nameplate, VAXserver 3900	74-34425-28	1	9
Nut, Kep No. 4-40	90-06557-00	2	6
Panel, 5 1/4" Tape Drive Filler	74-36425-01	1	16
Panel, Front	70-23995-04	1	11
Panel, Gap Filler	70-24071-01	1	7
Retainer, U-Nut	90-07786-01	1	Not Shown
Screw, Self Tap Truss Hd No. 10-32 x 1/2	90-00063-39	1	Not Shown
Screw, Self Tap Truss Hd No. 6 x 5/16 (added)	90-00063-78	2	9
Screw, Sems Phi Pan Hd No. 4-40 x 3/8	90-09643-00	2	7
Screw, Sems Phi Pan Hd No. 6-32 x 5/16 (deleted)	90-09984-07	2	3
Screw, Sems Phi Truss Hd	90-00049-17	1	Not Shown
Screwdriver, Flat Blade	47-00042-00	1	Not Shown
Tape, Foam	90-08228-00	2	8
Tie, Cable	90-07032-00	1	Not Shown
Washer, Flat	90-06662-00	1	Not Shown
Wrench, Allen Hex	47-00045-00	1	Not Shown