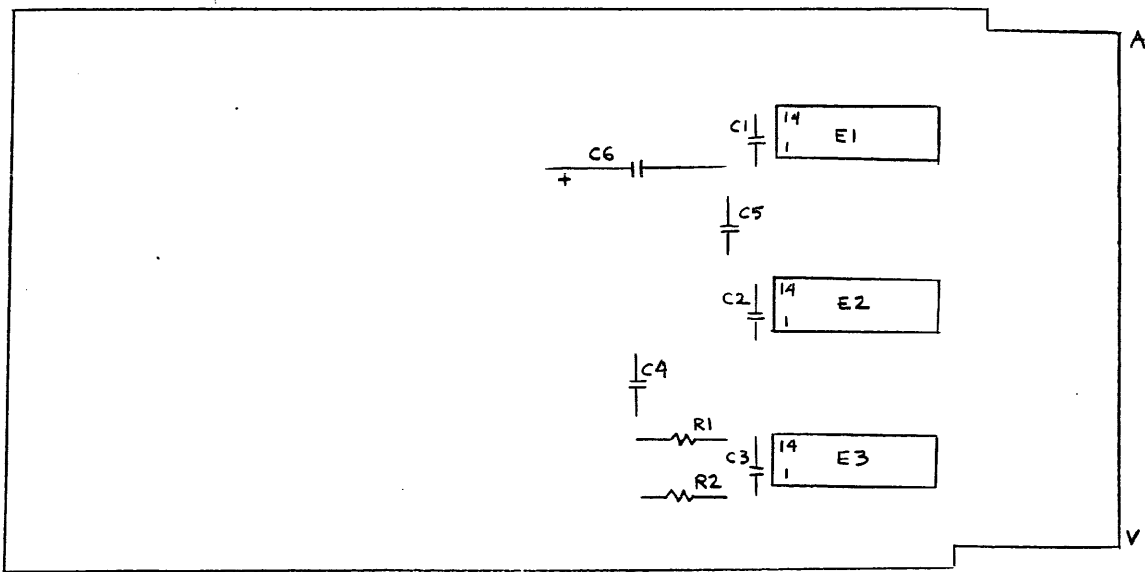
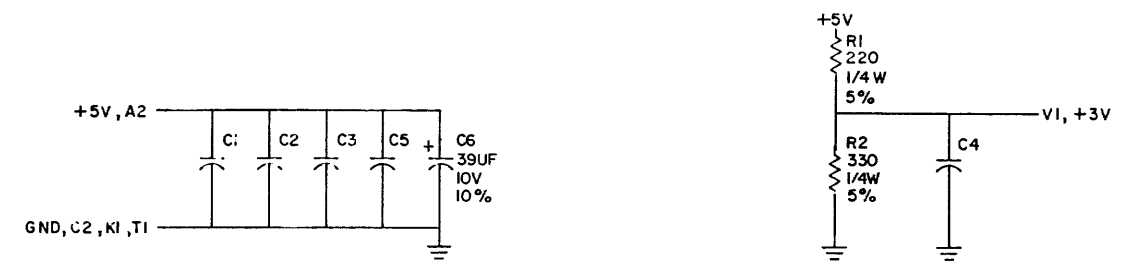
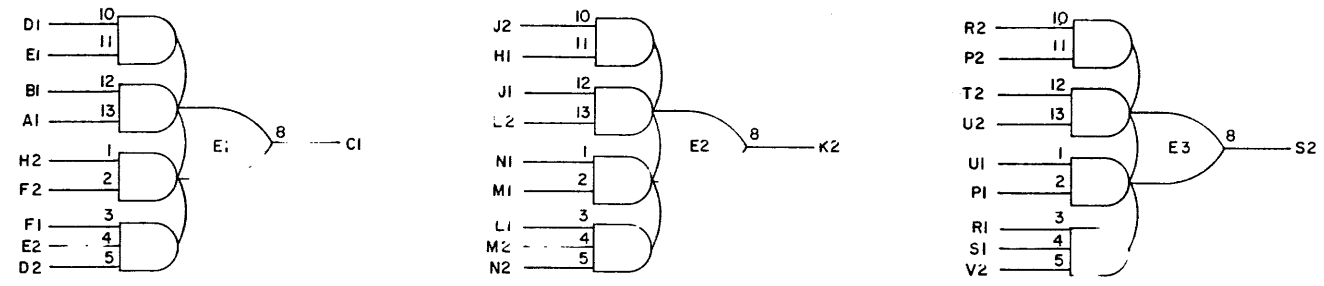


THIS SCHEMATIC IS FURNISHED ONLY FOR TEST AND MAINTENANCE PURPOSES. THE CIRCUITS ARE PROPRIETARY IN NATURE AND SHOULD BE TREATED ACCORDINGLY. COPYRIGHT 1970 BY DIGITAL EQUIPMENT CORPORATION.



UNLESS OTHERWISE INDICATED:
 CAPACITORS = .01UF, 100V, 20%
 IC'S = DEC1074H52
 PIN 7 = GND ON ALL IC'S
 PIN 14 = +5V

ITEM NO.	DEC PART NO.	DESCRIPTION	QTY.
11	9008337-06	HANDLE, FLIP CHIP - MAGENTA	1
10	9006732	EYELET #GS 4-7	2
9	19M10513	I.C. DEC1074H52	3
8	1300295	RES. 330, 1/4W, 5% CC	1
7	1300271	RES. 220, 1/4W, 5% CC	1
6	10C1610	CAP. .01UF, 100V, 20% DISC	5
5	10C0076	CAP. 39UF, 10V, 10% TANT	1
4	5008873	ETCHED CIRCUIT BOARD	1
3	B-MH-M1B1-0-6	MODULE ECO HISTORY	
2	C-AH-M1B1-0-5	ASSY/DRILLING HOLE LAYOUT	
1	K-CO-M1B1-0-4	X-Y COORDINATE HOLE LOCATION	

REV A
 NUMBER M1B1-0-1
 SIZE CODE C CS

REVISIONS 00001 A	DRN. NANCY MOORE CHECKED R... ENG L... PROD...	DATE 12/6/70 DATE 2/10/71 DATE... DATE...	TRANSISTOR & DIODE CONVERSION CHART DEC EIA DEC EIA		TITLE THREE 2-2-2-3 AND-OR GATES M1B1
	digital EQUIPMENT CORPORATION MAYNARD, MASSACHUSETTS			SIZE C CODE CS NUMBER M1B1-0-1 REV. A	PRINTED CIRCUIT REV. A