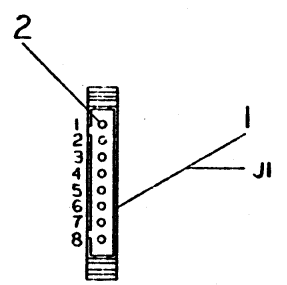
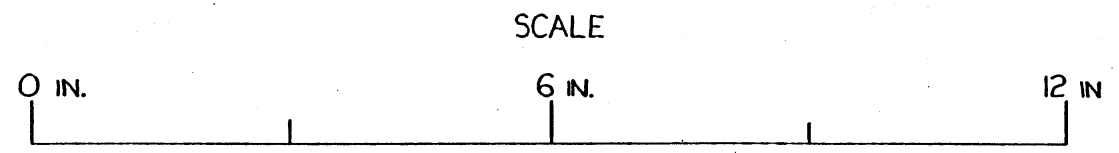
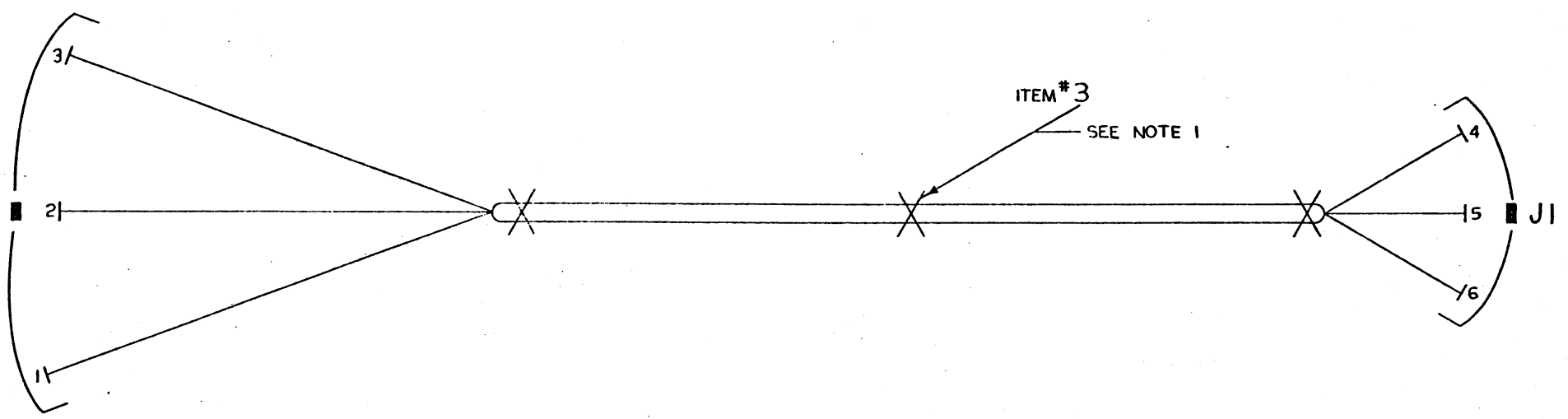


The drawing and specifications herein are the property of Digital Equipment Corporation and shall not be reproduced or copied or used in whole or in part as the basis for the manufacture or sale of items without written permission.

WIRE TABLE								
ITEM NO	DESCRIPTION			FROM			TO	
	AWG	COLOR	POINT	CONNECTION	WITH	POINT	CONNECTION	WITH
5	18	WHT	1	---	2	4	J1-1	2
4	18	RED	2	---	2	5	J1-4	2
5	18	WHT	3	---	2	6	J1-8	2

- NOTES:
1. X REPRESENTS TIE WRAPS - TIE WHEREVER NECESSARY - USE ITEM #3.
 2. LABEL ALL BREAKOUT LINES WITH POINT DESIGNATION SHOWN - USE BRADY MARKERS.
 3. COMPONENT TO BE LABELED WITH COMPONENT IDENTIFIERS USING BRADY MARKERS.



SYM	QTY.	DESCRIPTION	PART NO.	ITEM NO.
A/R		WIRE #18 AWG STRD TEF WHT	9107360-99	5
A/R		WIRE #18 AWG STRD TEF RED	9107360-22	4
A/R		TIE WRAP #SST-1B PANDUIT	9007031	3
■	6	PIN #60620-1 AMP	1209378-01	2
	1	CONN. #1-480460-0 MATE-N-LOCK	1209340-01	1

REV.	
CHANGE NO.	
CHK	

FIRST USED ON OPTION/MODEL
PDP 8/E

DO NOT SCALE DRAWING
UNLESS OTHERWISE SPECIFIED
DIMENSION IN INCHES
TOLERANCES
DECIMALS FRACTIONS ANGLES
± .008 ± 1/64 ± 90°
FINAL SURFACE QUALITY
REMOVE BURRS AND BREAK SHARP CORNERS
MATERIAL
FINISH

DRW. *K.E. Helle* DATE 10/15/70
CHKD. *J.F. Conroy* DATE 10-18-70
ENG. *J.F. Conroy* DATE 10/15/70
PROJ. ENG. DATE
PROD. *Ken Leber* DATE 10/15/70
NEXT HIGHER ASSY
A-PL-DK8-EA-φ
SCALE 1/1
SHEET 1 OF 1

DIGITAL EQUIPMENT CORPORATION
MAYFORD, MASSACHUSETTS

TITLE
POWER CABLE
28 VAC

SIZE CODE NUMBER
DIA 7007128-0-0

DIST. 1