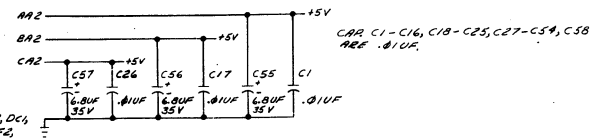
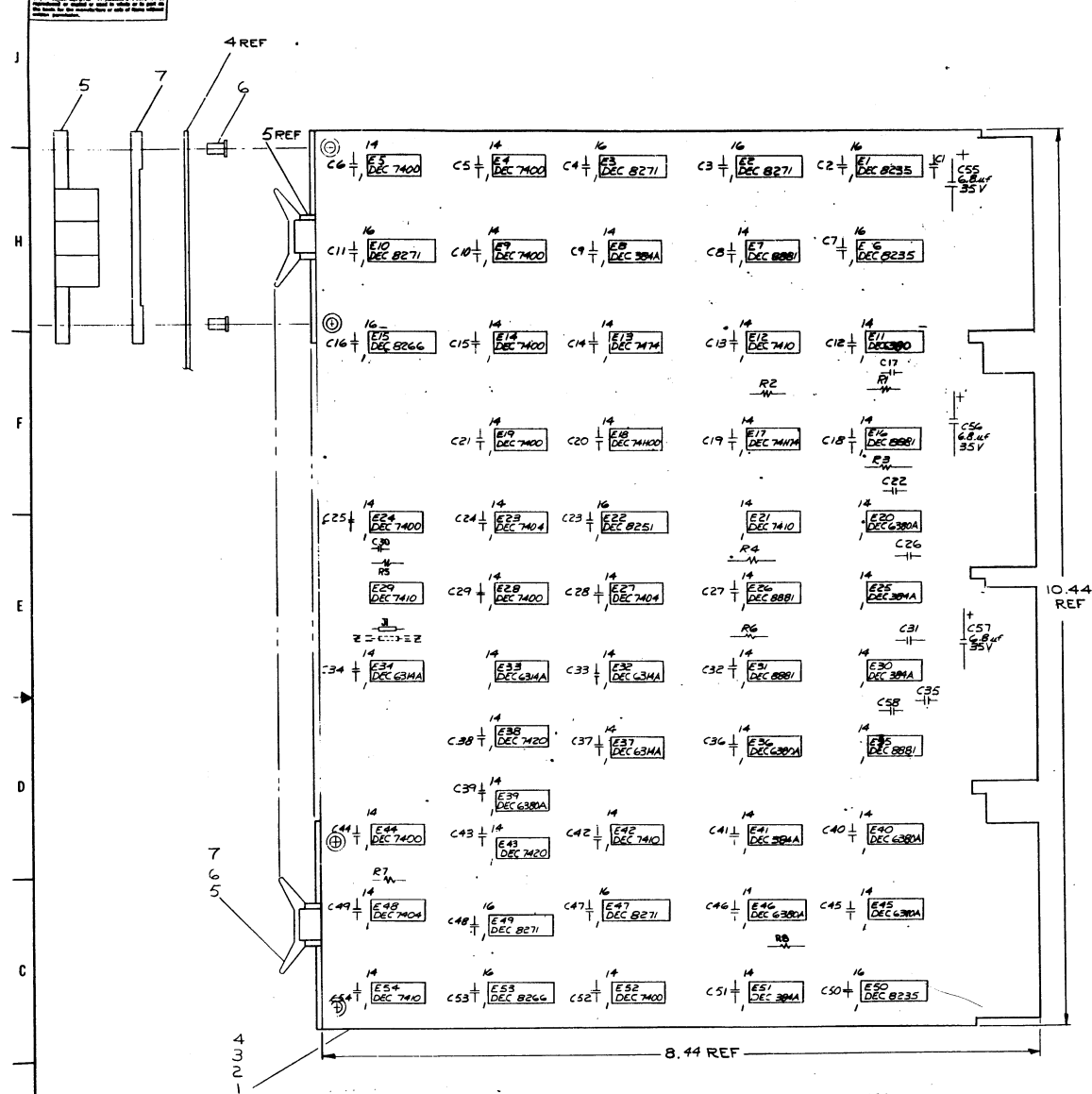


NOTES:
 1. UNLESS OTHERWISE NOTED:
 CAPACITORS ARE .01µF 100V 20%
 RESISTORS ARE 1K 1/4W 5%



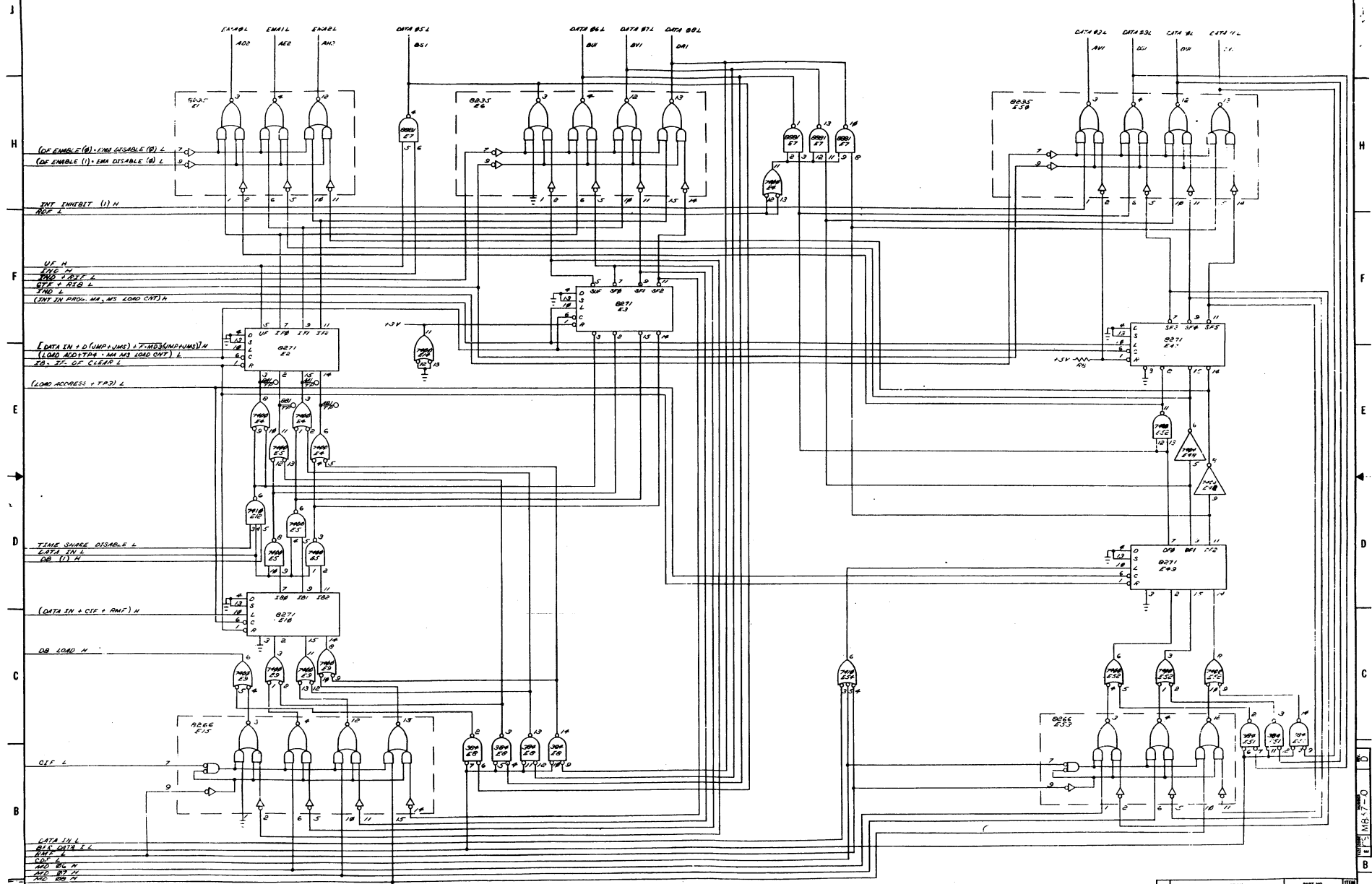
KC2, BC1, BC2, CC1, CC2, DC1, DC2, AF1, AF2, BF1, BF2, CF1, CF2, DF1, DF2, AH1, AH2, BH1, BH2, CH1, CH2, DH1, DH2, AT1, AT2, BT1, BT2, CT1, CT2, DT1, DT2.

DEC 314	1	B			
DEC 384	1	B			
DEC 6380	1	B			
DEC 8251	8	16			
DEC 8266	8	16			
DEC 8235	8	16			
DEC 8271	8	16			
IC TYPE	QND	QSW	ITEM NO	ARG	FROM PT
JUMPER LIST					
IC PIN LOCATIONS					

7	E11, E20, E36, E39, E40, E45, E46	IC DEC 6380	1909971	25
8	R1, R2	RESISTOR 1K 1/4W 5%	1300363	28
83	C1, C54, C58	CAPACITOR .01µF DISC	1001670	29
3	C55, C56, C57	CAPACITOR 6.8µF 35V TOR	1005306	22
9	E24, E25, E44, E52	IC DEC 7400	1905575	21
5	E17, E26, E27, E35	IC DEC 8881	1909705	20
5	E28, E30, E41, E42	IC DEC 8231	1909675	19
3	E1, E2, E30	IC DEC 8235	1909935	18
2	E15, E23	IC DEC 8266	1909934	17
1	E12	IC DEC 8251	1909574	16
1	E13	IC DEC 74174	1909667	15
1	E13	IC DEC 74174	1905549	14
2	E33, E43	IC DEC 7400	1905577	13
5	E21, E22, E42, E54	IC DEC 7410	1905576	12
3	E21, E27, E30	IC DEC 7404	1909606	11
1	E18	IC DEC 7400	1909056	10
5	E12, E30, E41, E51	IC DEC 384	1909426	9
4	E2, E31, E37	IC DEC 6314	1909922	8
4		SPACER (CABLE CLAMP)	1202704	7
6		EYELET G54-11 STIMPSON	9006750	6
4		HANDLE FLIP CHIP MOUNTING	1000337-06	5
1		RICHED CIRCUIT BOARD	8003255	4
REF		MODULE HISTORY LIST	BMM-837-2-3	3
REF		ASSY/DRILLING HOLE LAYOUT	BMM-837-2-5	2
REF		X-Y COORDINATE HOLE LOC.	K-CO-837-2-4	1

ETCH BOARD REV	2	DATE LIST	
DEC NO.	EIA NO.	DEC NO.	EIA NO.
SEMICONDUCTOR CONVERSION CHART			
SCALE 2/1			
PAGE 1 OF 3			
A-MIL-KM8-E		ECSM837-0-1	
EQUIPMENT CORPORATION		MEM EXT & TIME SHARE CONTROL	

UNLESS OTHERWISE SPECIFIED, THE PARTS LISTED IN THIS DRAWING SHALL BE AS SHOWN IN THE PARTS LIST. THE PARTS LIST IS A PART OF THIS DRAWING AND SHALL BE USED IN CONNECTION WITH IT.



UNLESS OTHERWISE SPECIFIED, THE PARTS LISTED IN THIS DRAWING SHALL BE AS SHOWN IN THE PARTS LIST. THE PARTS LIST IS A PART OF THIS DRAWING AND SHALL BE USED IN CONNECTION WITH IT.

QTY	DESCRIPTION	PART NO.	REV.
1	MEM. EXT. & TIME SHARE CONT.	ES1M37-01	0

DATE	BY	CHKD	APP'D
10/1/68	J. L. ...	J. L. ...	J. L. ...

DATE	BY	CHKD	APP'D
10/1/68	J. L. ...	J. L. ...	J. L. ...

DATE	BY	CHKD	APP'D
10/1/68	J. L. ...	J. L. ...	J. L. ...

PARTS LIST

REV. D

