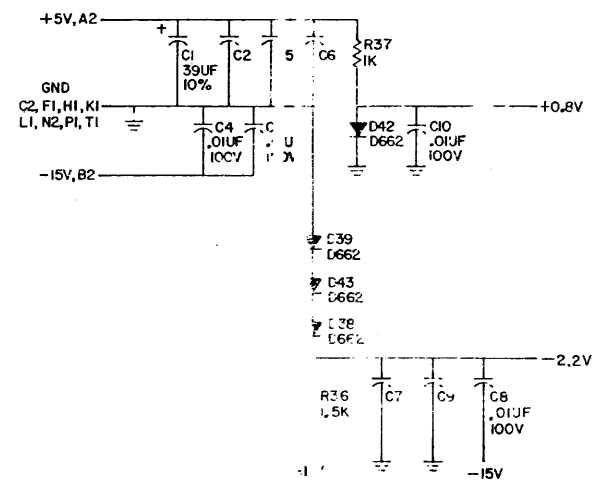
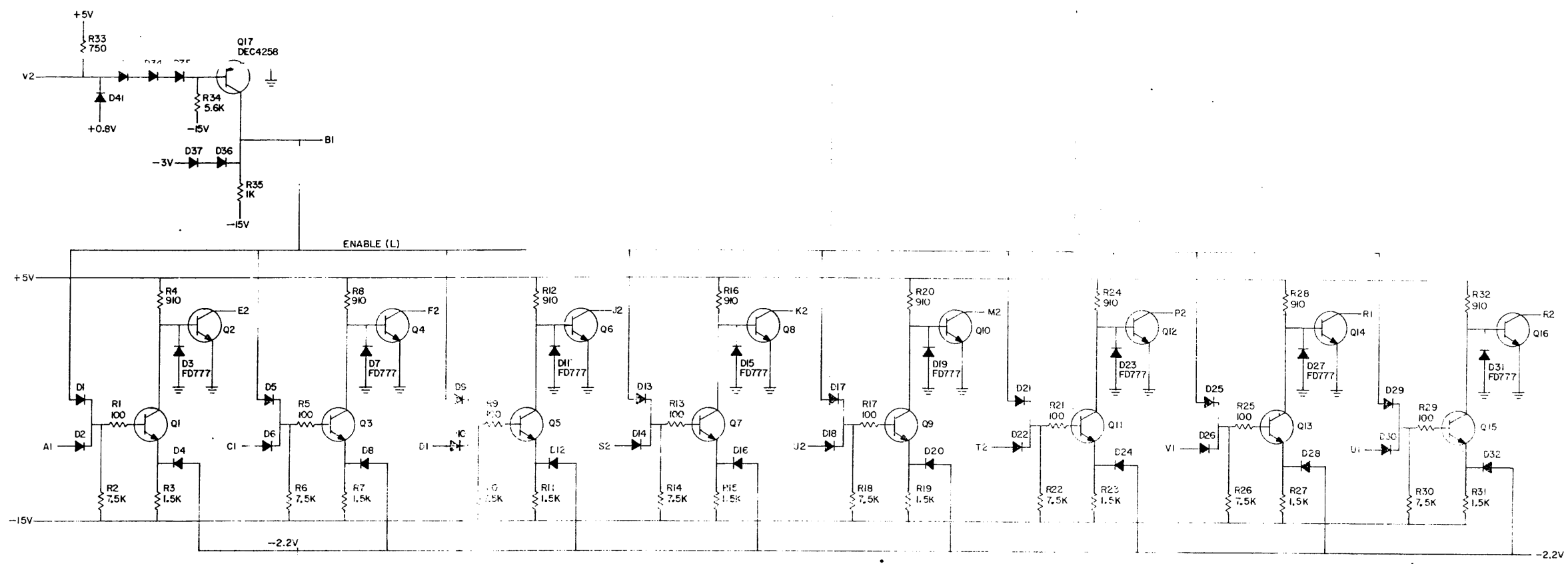
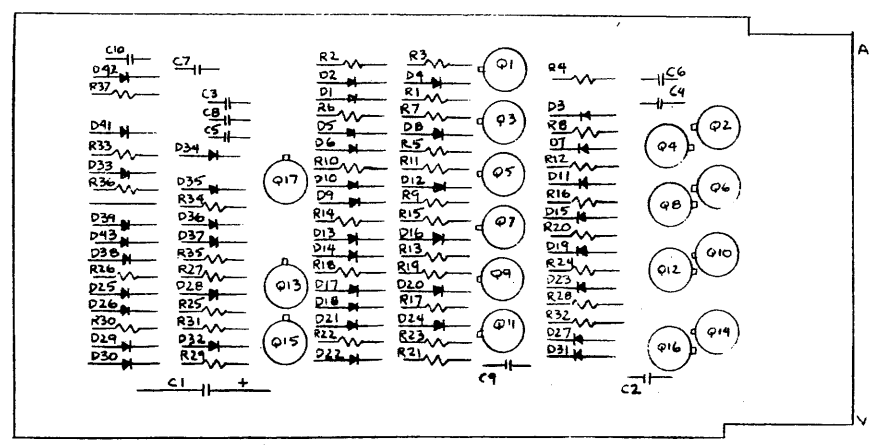


THIS SCHEMATIC IS FURNISHED ONLY FOR TEST AND MAINTENANCE PURPOSES THE CIRCUITS ARE PROPRIETARY IN NATURE AND SHOULD BE TREATED ACCORDINGLY COPYRIGHT 1970 BY DIGITAL EQUIPMENT CORPORATION



UNLESS OTHERWISE INDICATED:  
 CAPACITORS = .047UF, 16V, +15-20%  
 DIODES = D664  
 RESISTORS = 1/4W, 5%  
 TRANSISTORS = DEC4274



21	1305374	RES. 910 $\frac{1}{4}$ W 5%	8
20	1301874	RES. 5.6K $\frac{1}{4}$ W 5%	1
19	9008337-06	HANDLE, FLIP CHIP - MAGENTA	1
18	9006732	EYELET # GS 4-7	2
17	1505321	TRANSISTOR DEC 4258	1
16	1505302	TRANSISTOR DEC 4274	16
15	1301422	RES. 7.5K $\frac{1}{4}$ W 5%	8
14	1301401	RES. 750 $\frac{1}{4}$ W 5%	1
13	1300391	RES. 1.5K $\frac{1}{4}$ W 5%	9
12	1300365	RES. 1K $\frac{1}{4}$ W 5%	20
11	1300229	RES. 100 $\frac{1}{4}$ W 5%	4
10	1103041	DIODE FD777	30
9	1100114	DIODE D664	4
8	1100113	DIODE D662	4
7	1009678	CAP. .047UF, 16V, 15-20%	5
6	1001610	CAP. .01UF, 100V, 20% DISC	4
5	1000076	CAP. 39UF, 10V, 10% S. TANT	1
4	5009324	ETCHED CIRCUIT BOARD	1
3	R-MEM-565-0-6	MODULE EQN HISTORY	
2	D-AM-565-0-5	ASSY/PRINTING HOLE LAYOUT	
1	D-C-M565-0-4	X-Y COORDINATE HOLE LOCATION	
REF:	66 FART LC.	DESCRIPTION	QTY.
SEC:		FARTS LIST	

REVISIONS	DATE	BY	DESCRIPTION
1	DEC 27 1970	WJ	INITIAL RELEASE
2	DEC 27 1970	WJ	REVISION
3	DEC 27 1970	WJ	REVISION
4	DEC 27 1970	WJ	REVISION
5	DEC 27 1970	WJ	REVISION
6	DEC 27 1970	WJ	REVISION
7	DEC 27 1970	WJ	REVISION
8	DEC 27 1970	WJ	REVISION
9	DEC 27 1970	WJ	REVISION
10	DEC 27 1970	WJ	REVISION

DATE	DEC 27 1970
BY	WJ
CHKD	WJ
DATE	DEC 27 1970
BY	WJ
CHKD	WJ
DATE	DEC 27 1970
BY	WJ
CHKD	WJ

TRANSISTOR & DIODE CONVERSION CHART			
DEC 4274	2N4274	D664	1N564
D662	1N645	DEC4258	1N4258
FD777	SAME		

digital EQUIPMENT CORPORATION  
 TITLE: MEMORY BUS RECEIVER 1.005  
 SIZE: D CS  
 NUMBER: M565-0-1  
 REV: D  
 PRINTED CIRCUIT REV: C