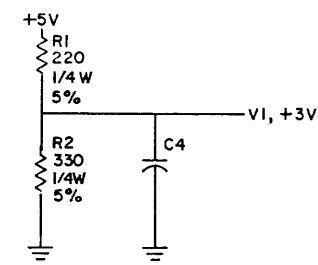
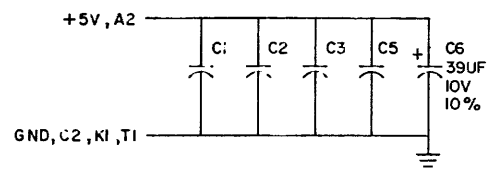
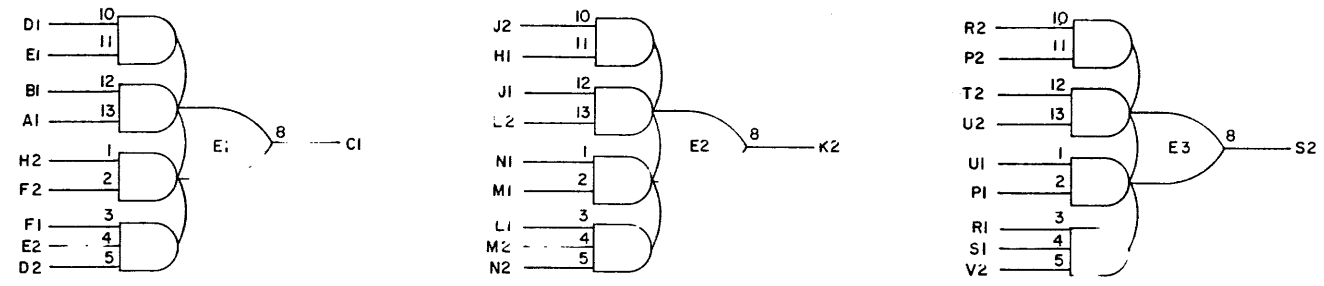
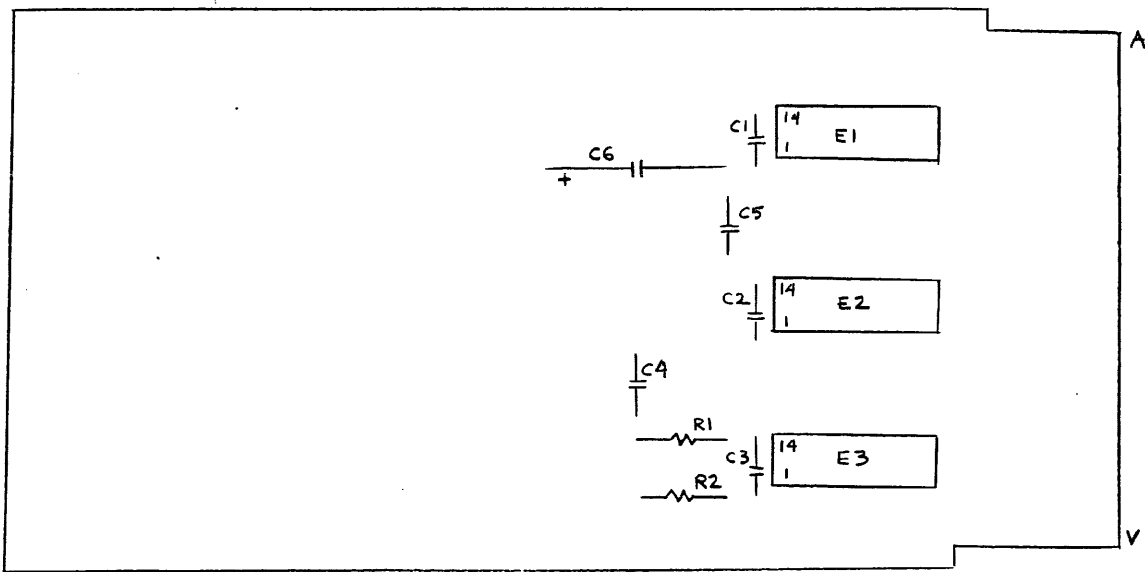


THIS SCHEMATIC IS FURNISHED ONLY FOR TEST AND MAINTENANCE PURPOSES. THE CIRCUITS ARE PROPRIETARY IN NATURE AND SHOULD BE TREATED ACCORDINGLY. COPYRIGHT 1970 BY DIGITAL EQUIPMENT CORPORATION.



UNLESS OTHERWISE INDICATED:
 CAPACITORS = .01UF, 100V, 20%
 IC'S = DEC1074H52
 PIN 7 = GND ON ALL IC'S
 PIN 14 = +5V



| ITEM NO. | DEC PART NO. | DESCRIPTION | QTY. |
|----------|---------------|------------------------------|------|
| 11 | 9008337-06 | HANDLE, FLIP CHIP - MAGENTA | 1 |
| 10 | 9006732 | EYELET #GS 4-7 | 2 |
| 9 | 19M10513 | I.C. DEC1074H52 | 3 |
| 8 | 1300295 | RES. 330, 1/4W, 5% CC | 1 |
| 7 | 1300271 | RES. 220, 1/4W, 5% CC | 1 |
| 6 | 10C1610 | CAP. .01UF, 100V, 20% DISC | 5 |
| 5 | 10C0076 | CAP. 39UF, 10V, 10% TANT | 1 |
| 4 | 5008873 | ETCHED CIRCUIT BOARD | 1 |
| 3 | B-MH-M1B1-0-6 | MODULE ECO HISTORY | |
| 2 | C-AH-M1B1-0-5 | ASSY/DRILLING HOLE LAYOUT | |
| 1 | K-CO-M1B1-0-4 | X-Y COORDINATE HOLE LOCATION | |

FUNCS LIST

REV A
 NUMBER M1B1-0-1
 SIZE CODE C CS

| | | | | | |
|----------------------|---|--|--|---|--|
| REVISIONS 00001 A | DRN. NANCY MOORE CHECKED R... ENG L... PROD... | DATE 12/6/70 DATE 2/10/71 DATE... DATE... | TRANSISTOR & DIODE CONVERSION CHART DEC EIA DEC EIA | | TITLE THREE 2-2-2-3 AND-OR GATES M1B1 |
| | digital EQUIPMENT CORPORATION MAYNARD, MASSACHUSETTS | | | SIZE CODE C CS NUMBER M1B1-0-1 REV. A PRINTED CIRCUIT REV. A | |