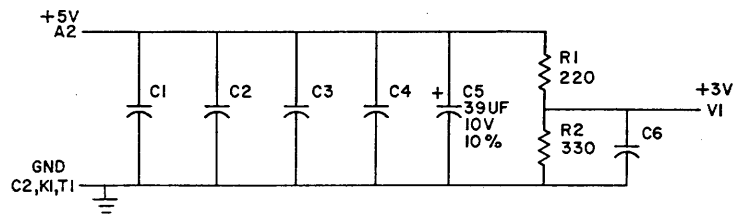
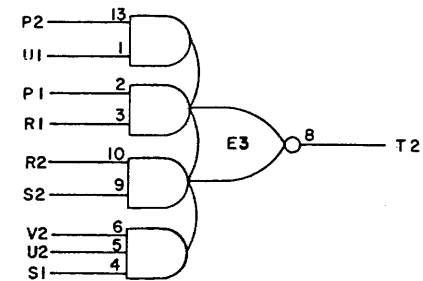
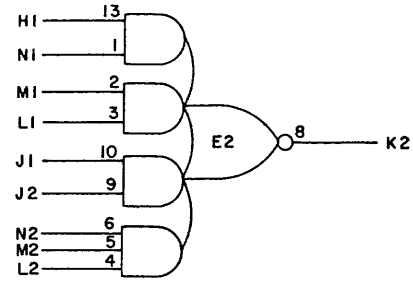
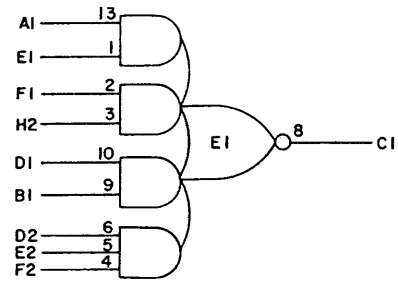
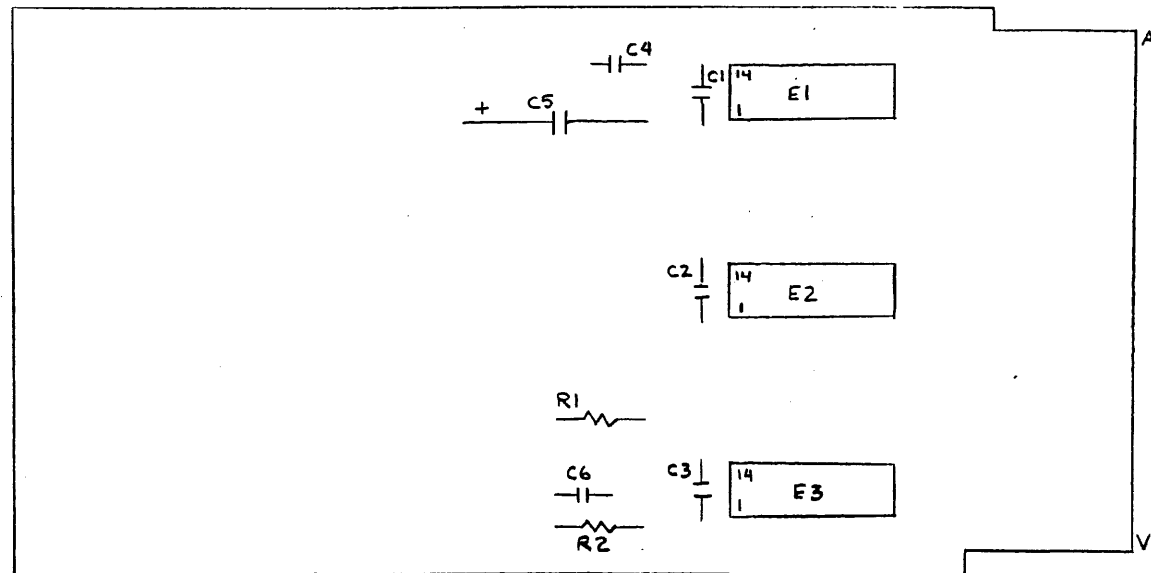


THIS SCHEMATIC IS FURNISHED ONLY FOR TEST AND MAINTENANCE PURPOSES. THE CIRCUITS ARE PROPRIETARY IN NATURE AND SHOULD BE TREATED ACCORDINGLY. COPYRIGHT 1970 BY DIGITAL EQUIPMENT CORPORATION.



UNLESS OTHERWISE INDICATED:  
 RESISTORS ARE 1/4W, 5%  
 CAPACITORS ARE .01UF, 100V, 20%  
 IC'S ARE DEC1074H53  
 PIN 7=GND ON EACH IC  
 PIN 14=+5V



ITEM NO.	DEC PART NO.	DESCRIPTION	QTY.
11	9008337-06	HANDLE, FLIP CHIP - MAGENTA	1
10	9006732	EYELET #GS 4-7	2
9	1910514	I.C. DEC1074H53	3
8	1300295	RES. 330, 1/4W, 5%	1
7	1300271	RES. 220, 1/4W, 5%	1
6	1001610	CAP. .01UF, 100V, 20% DISC	5
5	1000076	CAP. 39UF, 10V, 10% S. TANT	1
4	5009325	ETCHED CIRCUIT BOARD	1
3	B-MH-M171-0-6	MODULE ECO HISTORY	
2	C-AH-M171-0-5	ASSY/DRILLING HOLE LAYOUT	
1	K-CO-M171-0-4	X-Y COORDINATE HOLE LOCATION	
PARTS LIST			

REVISIONS CHK'D NO. REV. 1/11/00001 B	DRN J. LOOPER DATE 12/4/70	TRANSISTOR & DIODE CONVERSION CHART				<b>digital</b> EQUIPMENT CORPORATION MAYNARD, MASSACHUSETTS	TITLE THREE 2-2-2-3 AND-NOR GATES M171		
	CHK'D DATE 12/4/70 ENG. DATE 12/4/70 PROD. DATE	DEC EIA DEC EIA	SIZE CODE NUMBER C CS M171-0-1				REV. B		

DEC FORM NO. 39C 10

REV. B  
 NUMBER M171-0-1  
 SIZE CODE C CS

*Pin R*