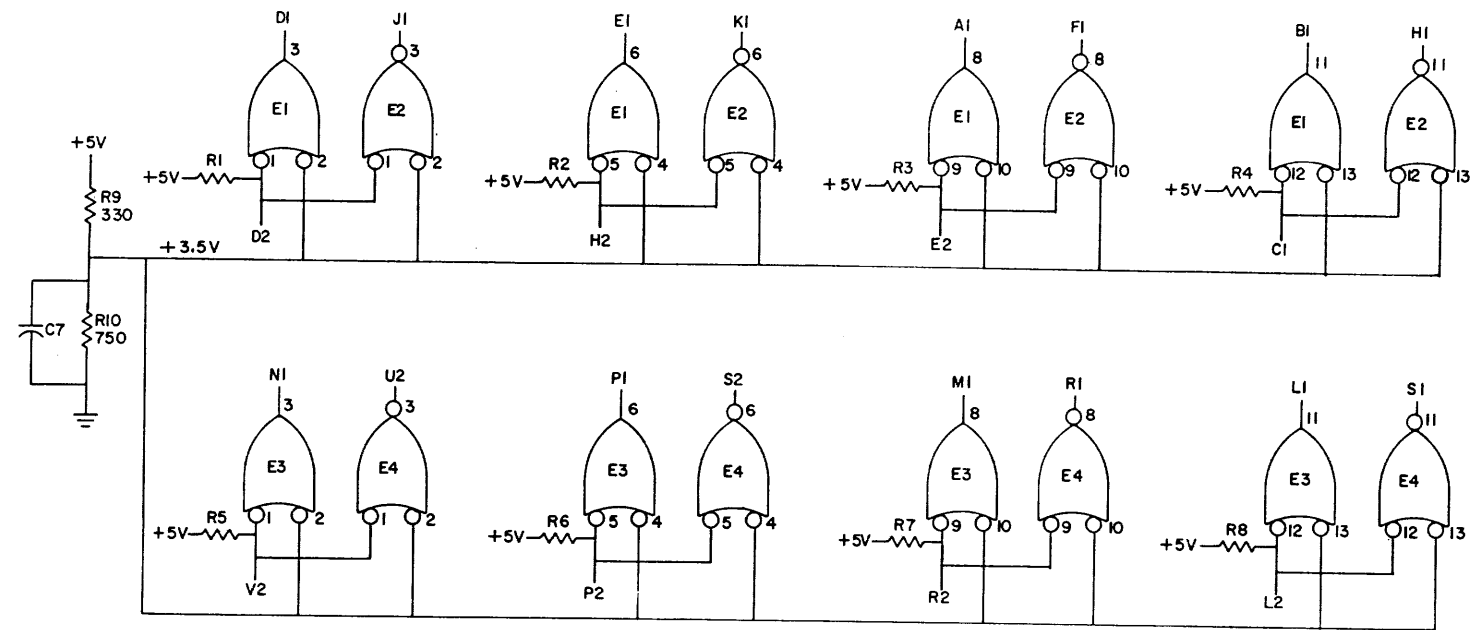
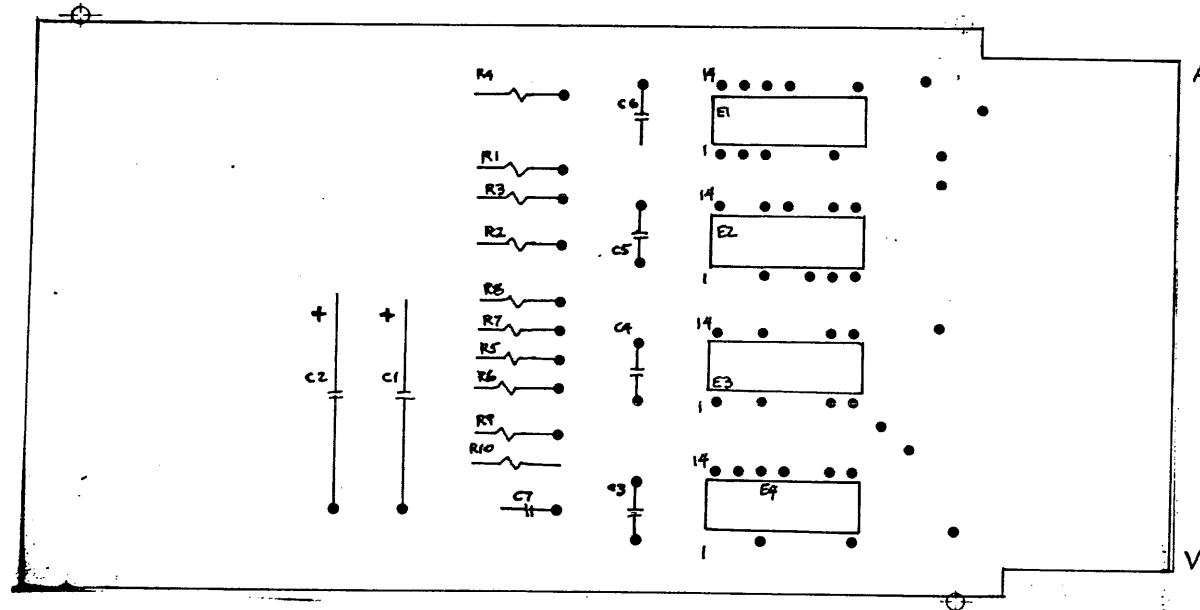
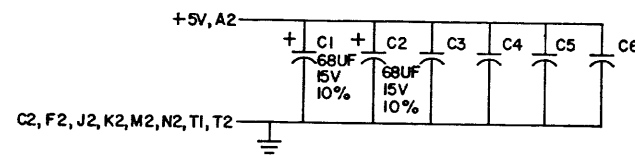


THIS SCHEMATIC IS FURNISHED ONLY FOR TEST AND MAINTENANCE PURPOSES. THE CIRCUITS ARE PROPRIETARY IN NATURE AND SHOULD BE TREATED ACCORDINGLY. COPYRIGHT 1970 BY DIGITAL EQUIPMENT CORPORATION



UNLESS OTHERWISE INDICATED:  
 CAPACITORS = .01UF, 100V, 20%  
 RESISTORS = 1.5K, 1/4W, 5%  
 E1, E3 = DEC1074H00  
 E2, E4 = DEC3001  
 PIN 7 = GND  
 PIN 14 = +5V



ITEM NO.	DEC PART NO.	DESCRIPTION	QTY.
13	9008337-06	HANDLE, FLIP CHIP - MAGENTA	1
12	9006732	EYELET #GS 4-7	2
11	1909514	I.C. DEC 3001	2
10	1910462	I.C. DEC1074H00	2
9	1301401	RES. 750, 1/4W, 5%	1
8	1300391	RES. 1.5K, 1/4W, 5%	8
7	1300295	RES. 330, 1/4W, 5%	1
6	1001610	CAP. .01UF, 100V, 20% DISC	5
5	1000082	CAP. 68UF, 15V, 10% S. TANT	2
4	5009287	ETCHED CIRCUIT BOARD	1
3	B-PE-M165-0-6	MODULE ECC HISTORY	
2	C-AH-M165-0-5	ASSY/DRILLING HOLE LAYOUT	
1	K-CO-M165-0-4	X-Y COORDINATE HOLE LOCATION	
PARTS LIST			

REV	CHG	NO.	REV.
1	00001	D	
2	00002	E	

DRN.	DATE
NANCY HARRIS	11/16/70
CHK'D	DATE
ENG.	DATE
PROD.	DATE

TRANSISTOR & DIODE CONVERSION CHART			
DEC	EIA	DEC	EIA

**digital**  
 EQUIPMENT CORPORATION  
 MAYNARD, MASSACHUSETTS

TITLE			
8 BUFFERS MI65			
SIZE	CODE	NUMBER	REV
C	CS	MI65-0-1	E
PRINTED CIRCUIT REV			D

DEC FORM NO. DRC 102

M5886

SIZE CODE C CS  
 MI65-0-1 E