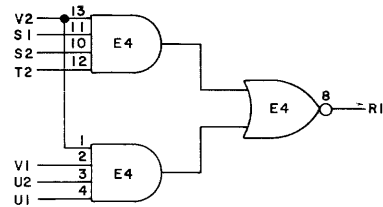
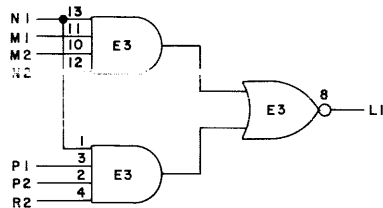
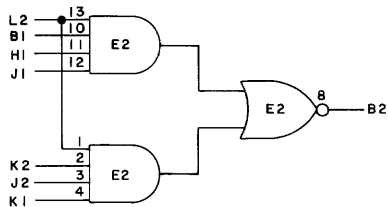
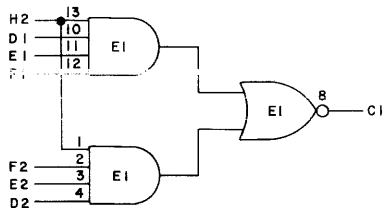
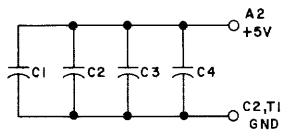


THIS SCHEMATIC IS FURNISHED ONLY FOR TEST AND MAINTENANCE PURPOSES. THE CIRCUITS ARE PROPRIETARY IN NATURE AND SHOULD BE TREATED ACCORDINGLY. COPYRIGHT 1969 BY DIGITAL EQUIPMENT CORPORATION



UNLESS OTHERWISE INDICATED:
CAPACITORS ARE 0.1MFD
IC'S ARE DEC 74 H55N
PIN 7 ON EACH IC= GND
PIN 14 ON EACH IC= +5V

REV	CHG	NO	REV

DRN <i>W. J. ...</i>	DATE 2-20-69
CHK'D <i>R. J. ...</i>	DATE 3-3-69
ENG <i>N. E. ...</i>	DATE 9-7-69
PROD.	DATE

TRANSISTOR & DIODE CONVERSION CHART			
DEC	EIA	DEC	EIA

digital
EQUIPMENT CORPORATION
MAYNARD, MASSACHUSETTS

TITLE		AND/OR INVERT GATE		REV
		MI29		
SIZE	CODE	NUMBER		
B	CS	M129-0-1		
PRINTED CIRCUIT REV				
A				