

ILLUSTRATED PARTS BREAKDOWN

TU80 TAPE DRIVE

HOW TO USE THE IPB

GENERAL

This IPB is compiled following the organization and nomenclature of the engineering drawing structure.

MAJOR ASSEMBLY LOCATOR

The Major Assembly Locator (first illustration) is an index that provides a description and a figure reference for all illustrations used in this manual.

INDENTED PARTS LIST

This manual identifies each assembly being broken down (figure reference callout), and all parts of that assembly. Further breakdown of an assembly is shown by an asterisk (*) preceding the item callouts in the Description Column. The number of asterisks preceding an item is used to denote the subordination of that item with respect to the Major Assembly. A single asterisk preceding an item description indicates that the item is part of the major assembly being illustrated. Items that are subordinate to single asterisks items, are denoted by two asterisks (**) and immediately follow the related single asterisk item. Additional asterisks are used, as required, to denote further subordination. This system of part identification, provides a means for the user to identify the next higher assembly item and make alternate selections for parts when the required replacement part or assembly is not immediately available.

COLUMN CALLOUT DESCRIPTION

Figure & Item - Indicates the figure number and item number of each part.

Description - Lists the name of the part and pertinent specifications (when required). Asterisks preceding the description denote the subordination of the part to the next higher assembly.

DEC Part No. - Lists the DEC part ordering number. A blank in this column indicates a DEC part number was not assigned at the time of publication.

ECO Cut-In - The notation at the top of this column indicates the ECO level of the system (option), at which the IPB was initially prepared. Subsequent ECO level designations, that modify existing parts or add new parts to the device, are inserted in the ECO Cut-In column next to the part that is added or modified. A bracket ([]) preceding the item description is used to indicate the parts affected by ECO's.

Vendor Code/Part No. - Indicates vendor parts that are not stocked by DEC. Refer to the Field Service Spares Catalog (vendor part number to DEC part number) for the vendor code cross reference.

Used On Code - Letters in this column correspond to the variation codes assigned in Figure 1. Parts with an Alpha notation(s) are used only in those option variations. A blank indicates that the part is used on all option variations.

Ref. Fig. No. - A cross reference between illustrations. For each Major Assembly, the number in this column denotes the figure of the next higher assembly. For all subassemblies, the number in this column denotes the figure showing additional detailed breakdown.

SYMBOL USAGE

Hardware Designators - Alpha designators for screws (S), washers (W), nuts (N), and retaining rings (R) are inserted after the item number callouts on the illustration when stacked item numbers are used.

Attaching Hardware - The @ symbol is inserted before any part that is used as attaching hardware. Attaching hardware is denoted as those parts that are not an integral part of the referenced assembly.

(NFR) Not Field Repairable - The (NFR) symbol is inserted after any assembly that is not to be field dismantled.

Other Symbols - Any other symbols that are required for kits, accessories, etc. will be explained and appear as part of the item description.

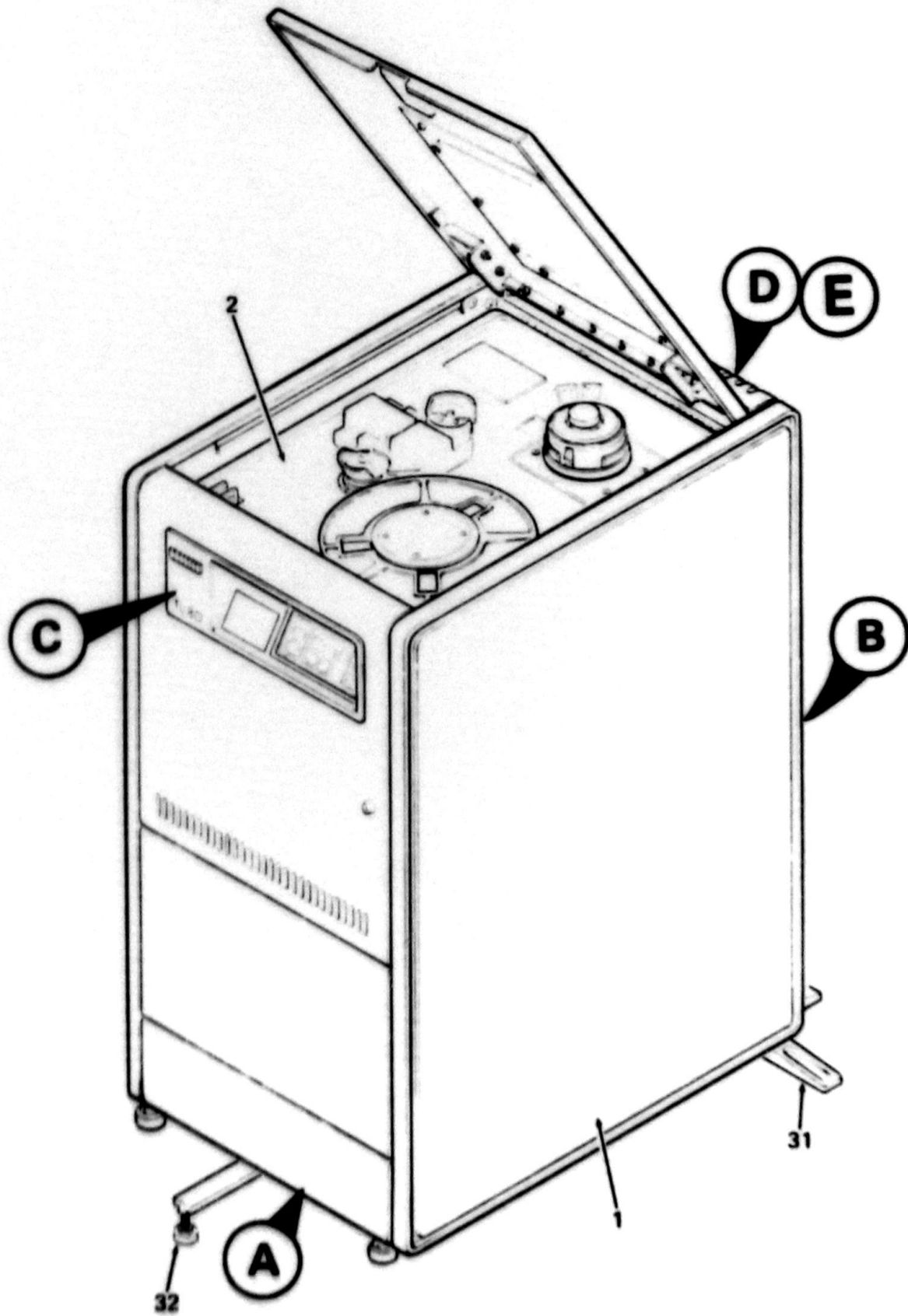
REVISION HISTORY			OTHER IPB MANUALS REQUIRED TO SUPPORT THIS OPTION
PRINTING	ECO LEVEL	DATE	
2nd Printing	TU80 00001-00009	10-JAN-86	EK-00874-IP
	H9643-CA 00000-00000		
	H9544-CE 00007-00008		
	H9544-EK 00007-00007		
	70-19542 00001-00003		
	H9504-UC 74-15314-00002		
	H9544-DB 00005-00005		
	H9544-AA 00005-00009		
	H9544-BA 00007-00009		
	H9544-MJ 00002-00002		
	H9544-HC 00003-00003		
	70-16533 H9544-B-00006		

Copyright © 1983, 1986 by Digital Equipment Corporation. All rights reserved.

DEC reserves the right, without notice, to make substitutions and modifications in the specifications of products documented in this manual and further reserves the right to withdraw any of these products from the market without notice.

DEC is not responsible for errors which may appear in the technical description (including illustrations and photographs) of the products covered by this manual.

None of the descriptions contained in this manual imply the granting of any license whatsoever to make, use or sell equipment constructed in accordance therewith.

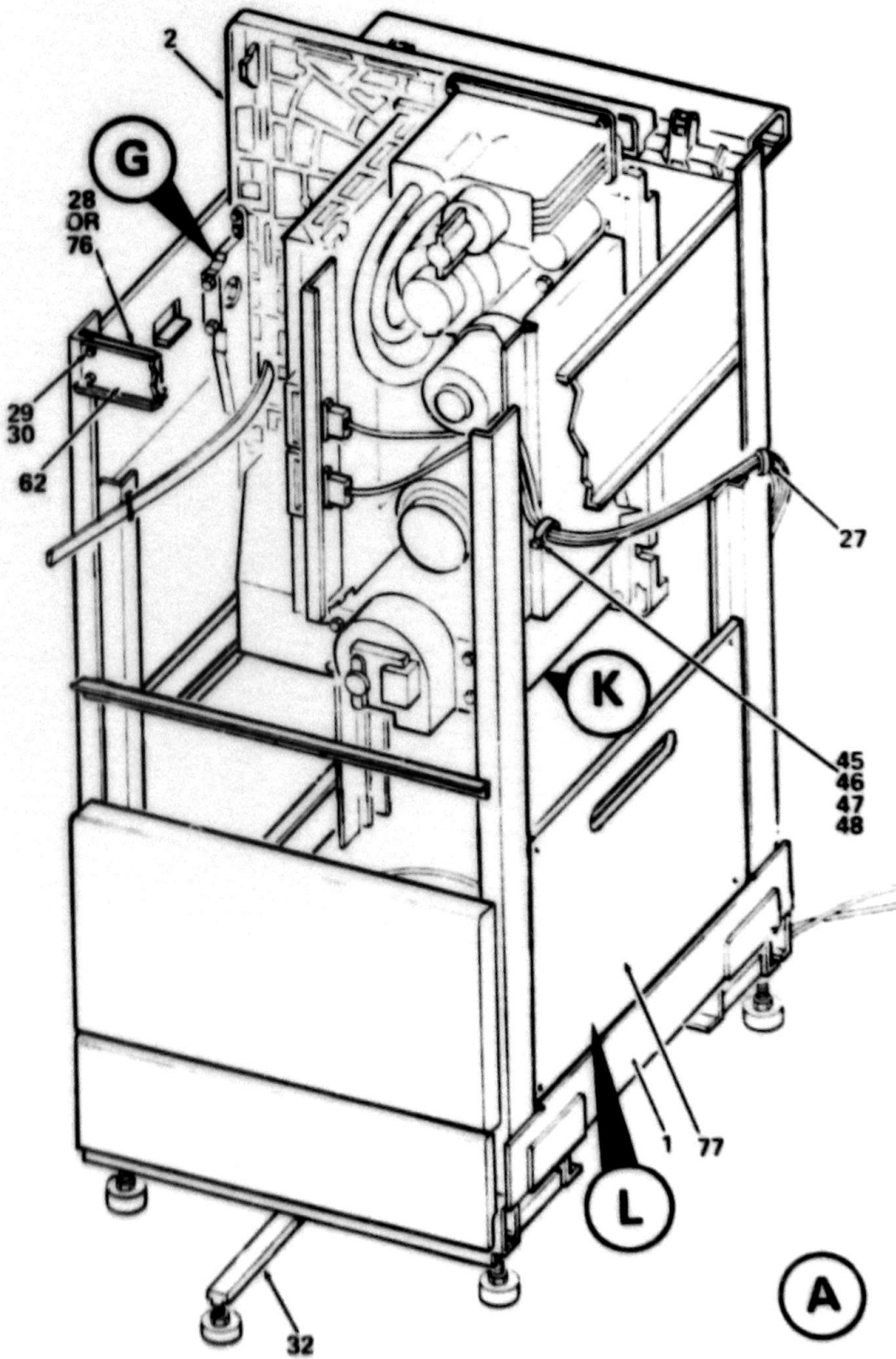


TU80-01

Figure 1. Tape Drive Assembly (Sheet 1 of 8)

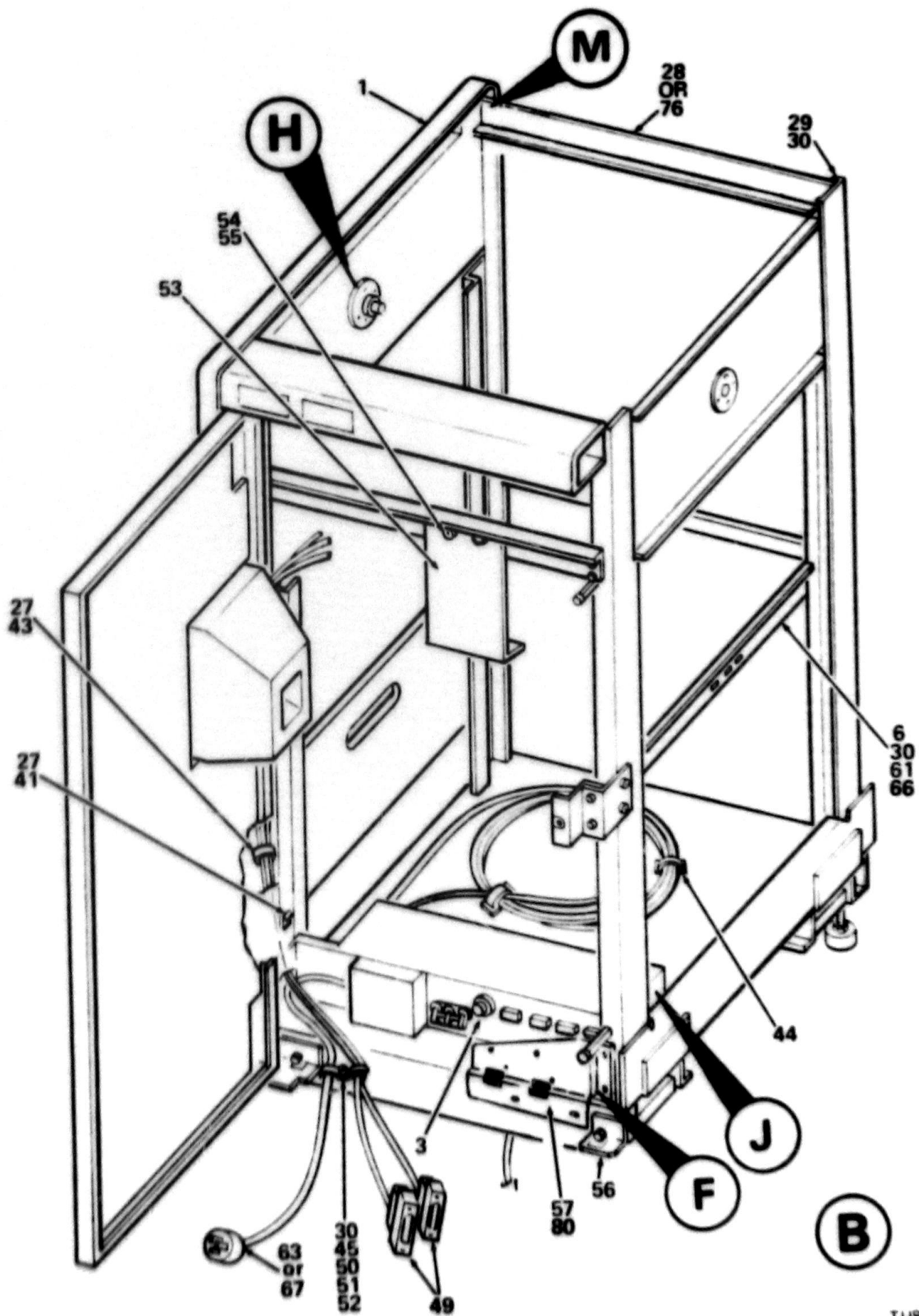


IPB-TU80



TU80-01A

Figure 1. Tape Drive Assembly (Sheet 2 of 8)



TU81-01B

Figure 1. Tape Drive Assembly (Sheet 3 of 8)

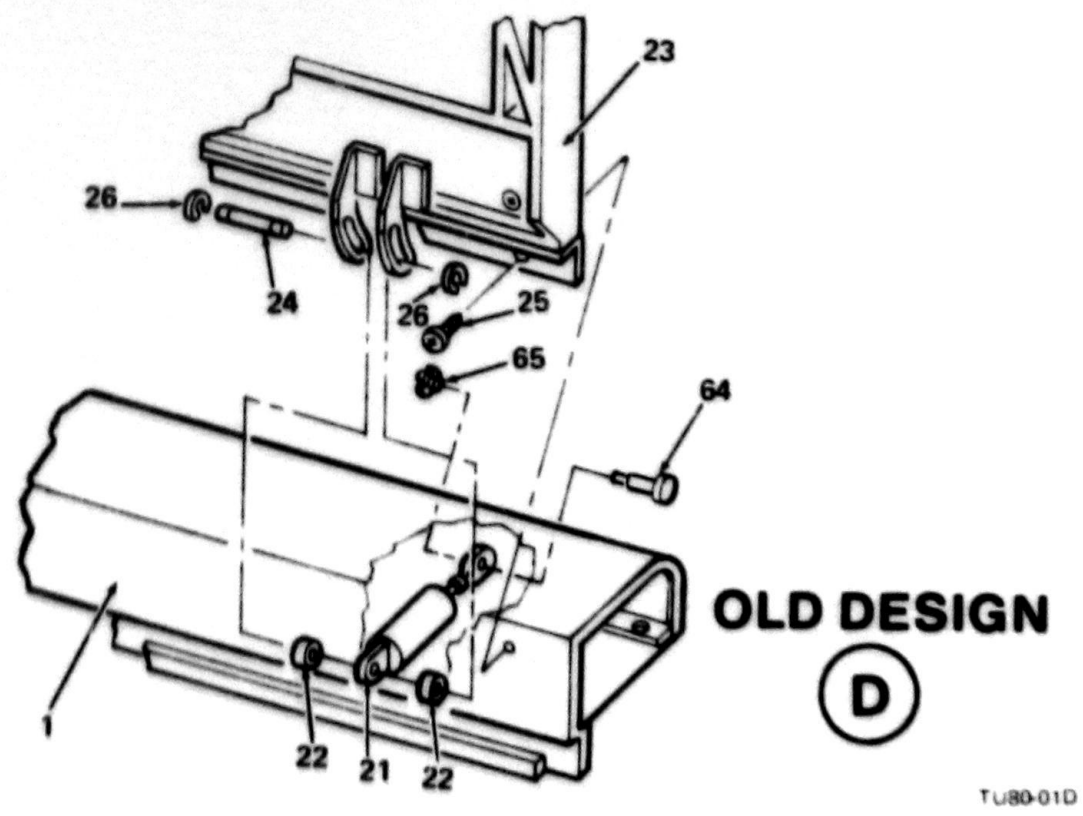
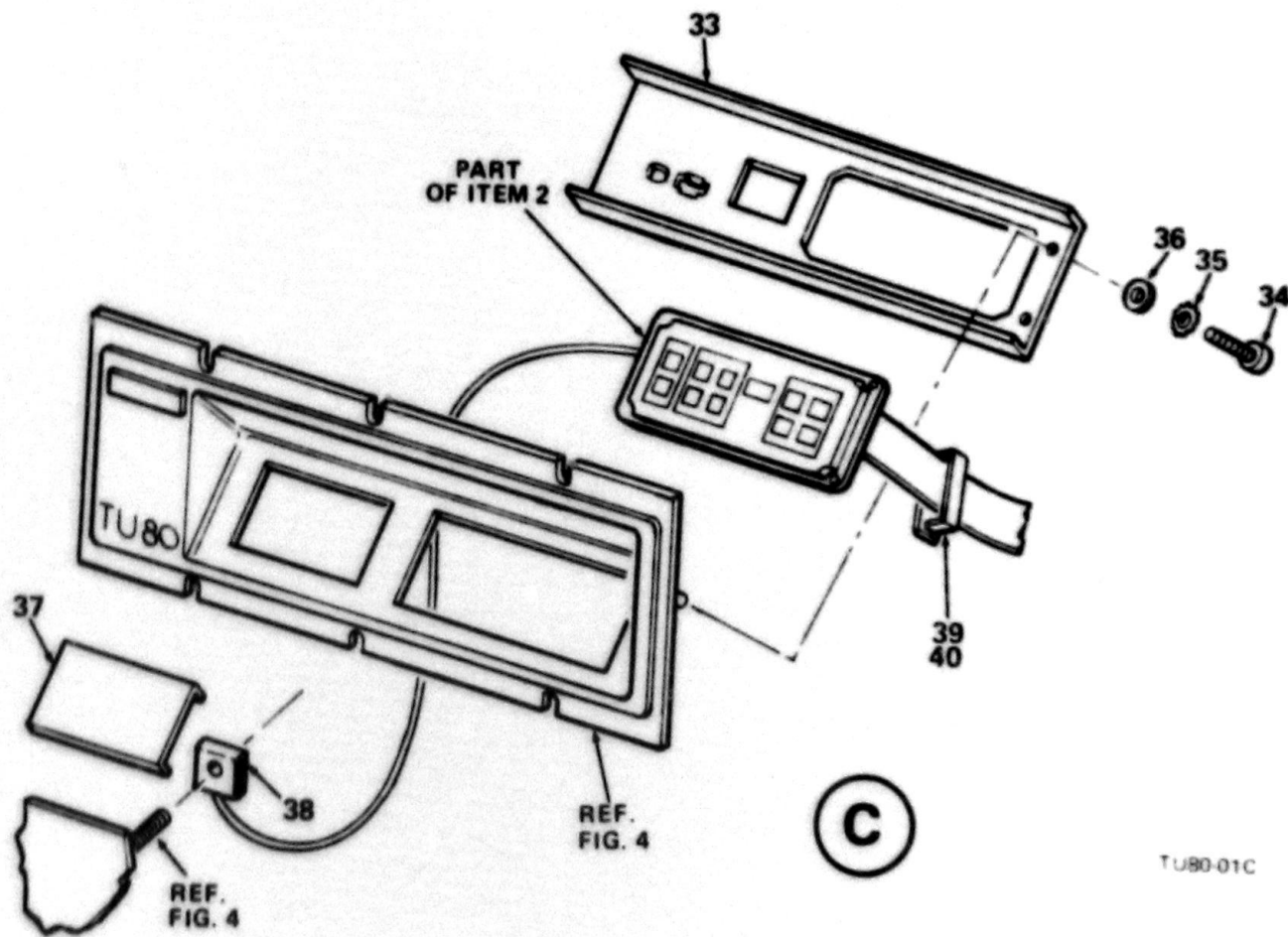
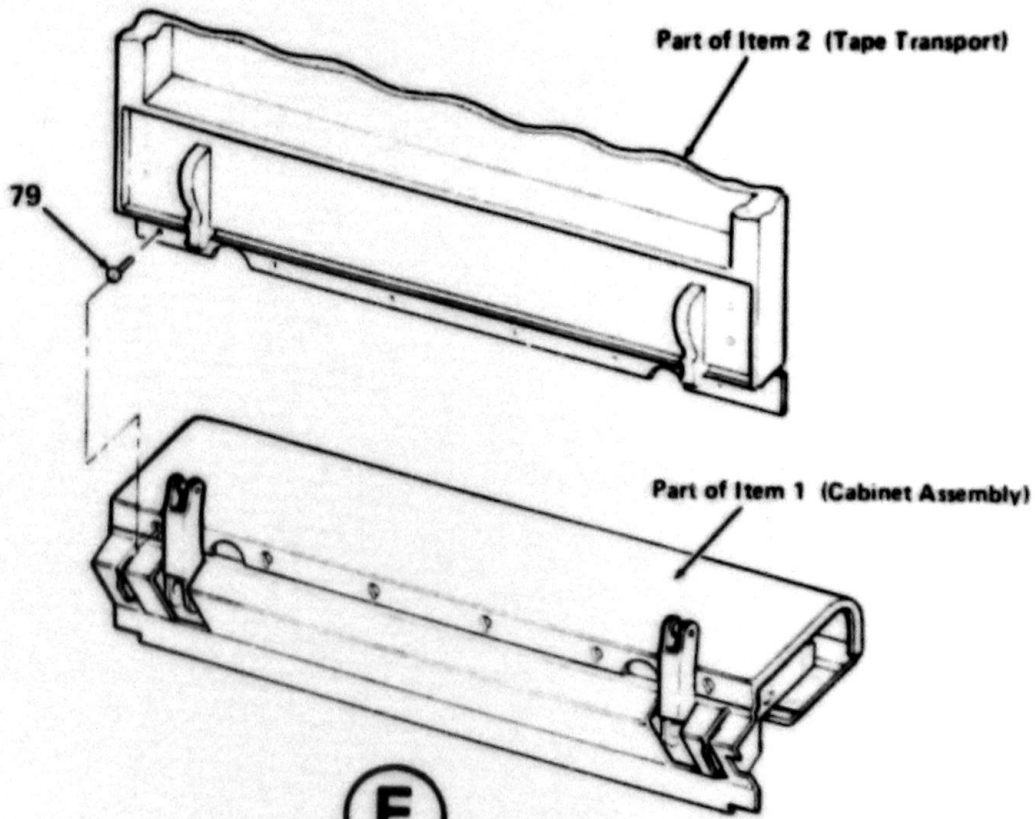
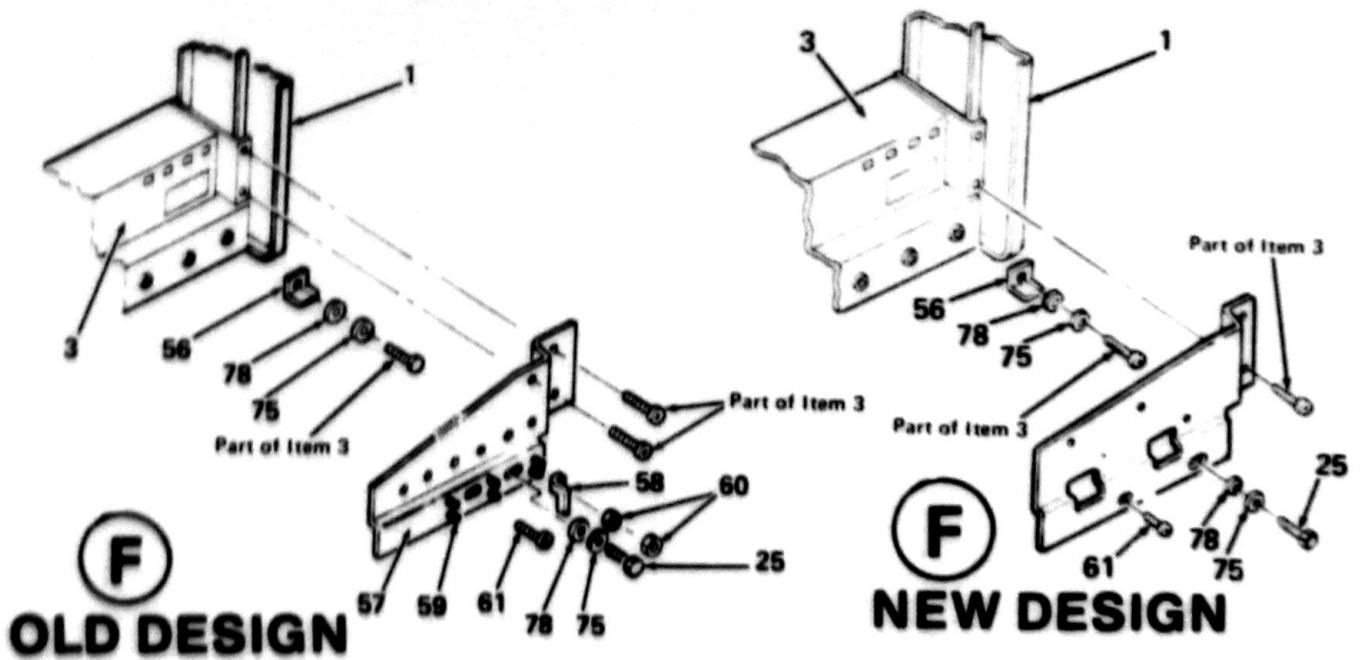


Figure 1. Tape Drive Assembly (Sheet 4 of 8)



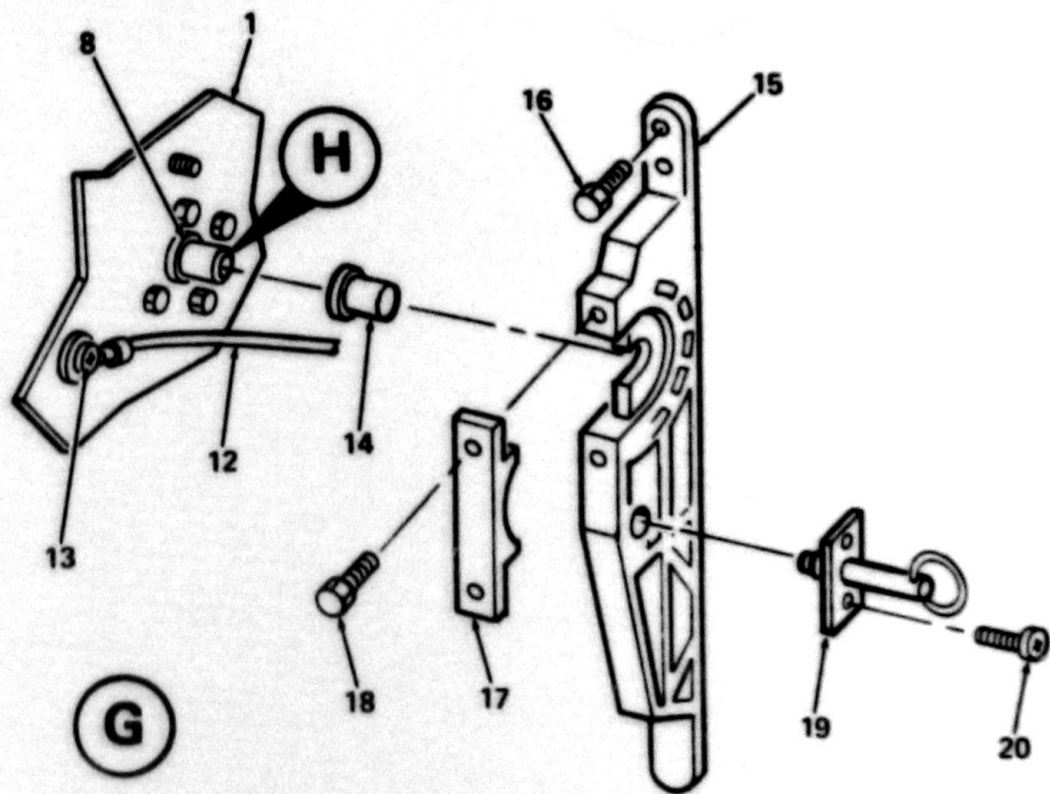
NEW DESIGN

TU80-01E

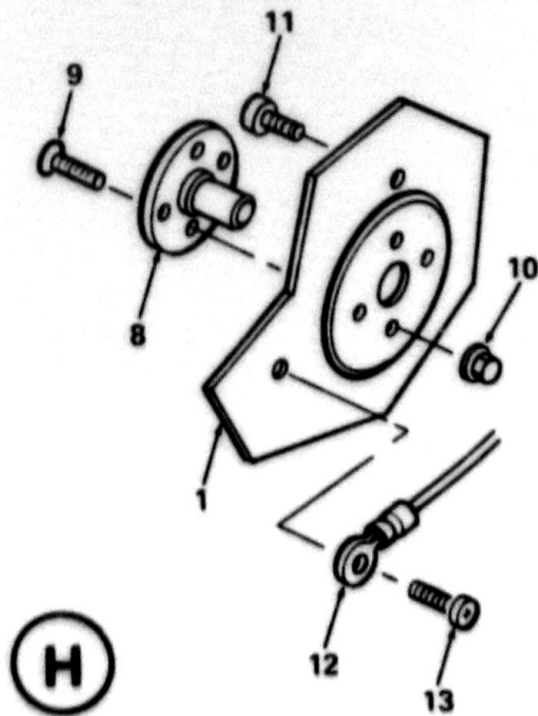


TU80-01F

Figure 1. Tape Drive Assembly (Sheet 5 of 8)



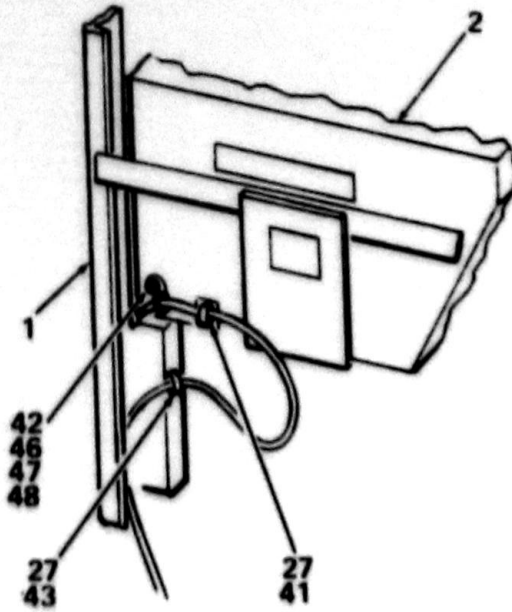
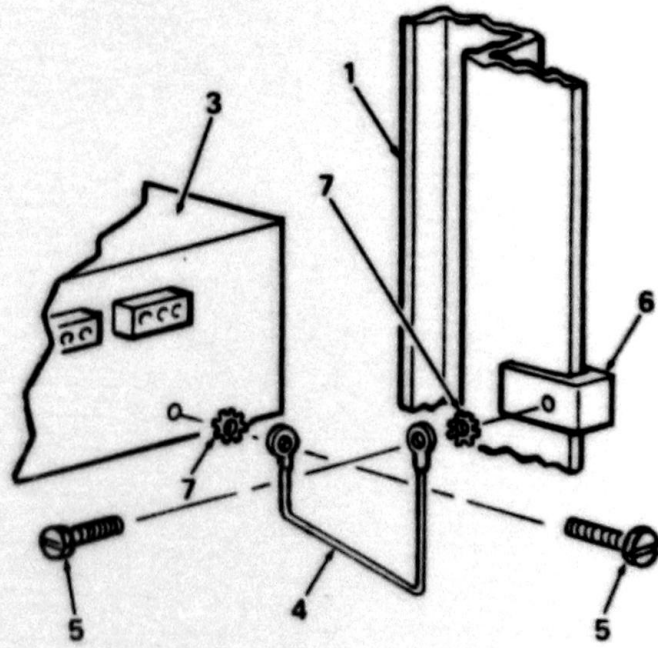
TU80-01G



TU80-01H

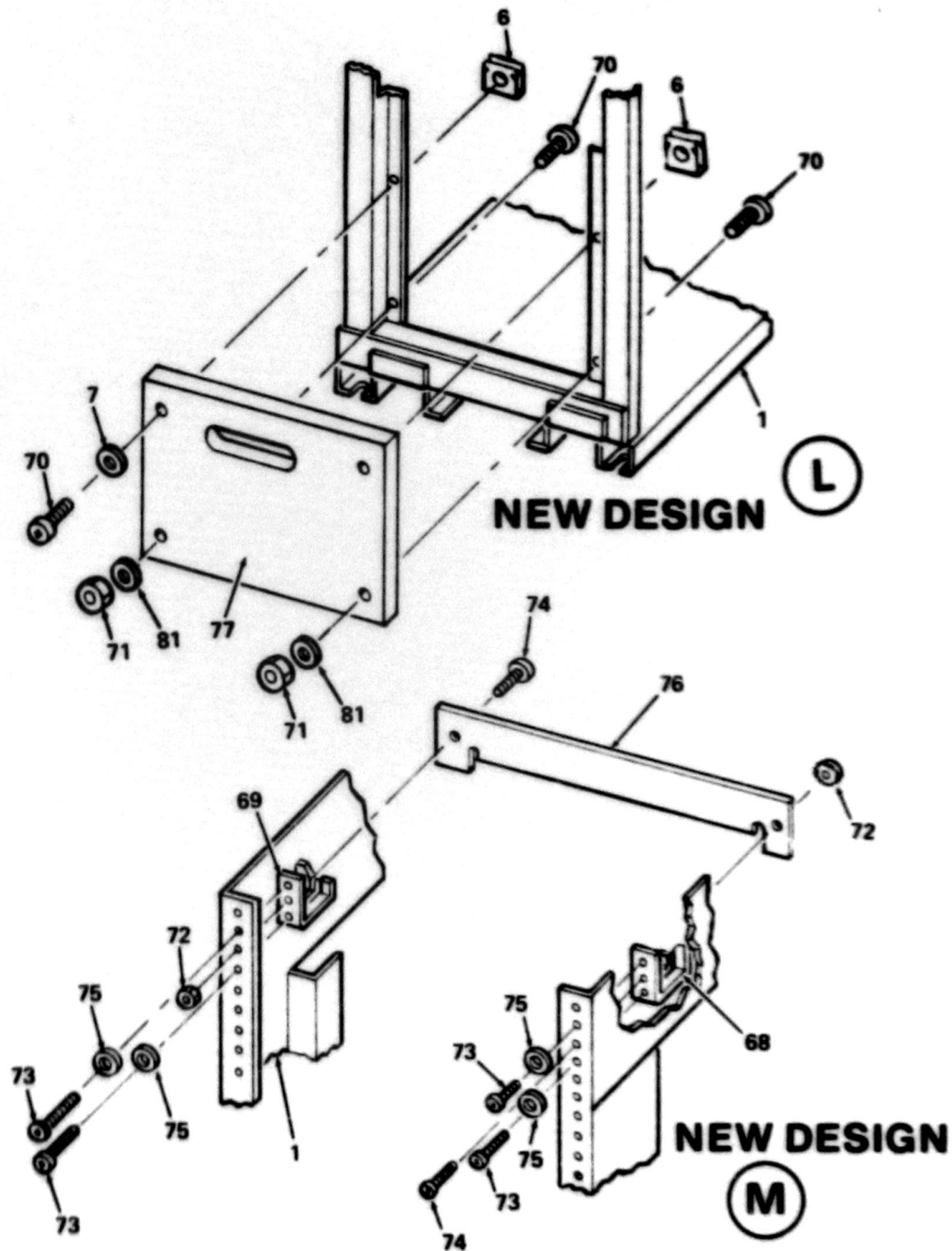
Figure 1. Tape Drive Assembly (Sheet 6 of 8)

TU80-01J



TU80-01K

Figure 1. Tape Drive Assembly (Sheet 7 of 8)



TUB1-01F

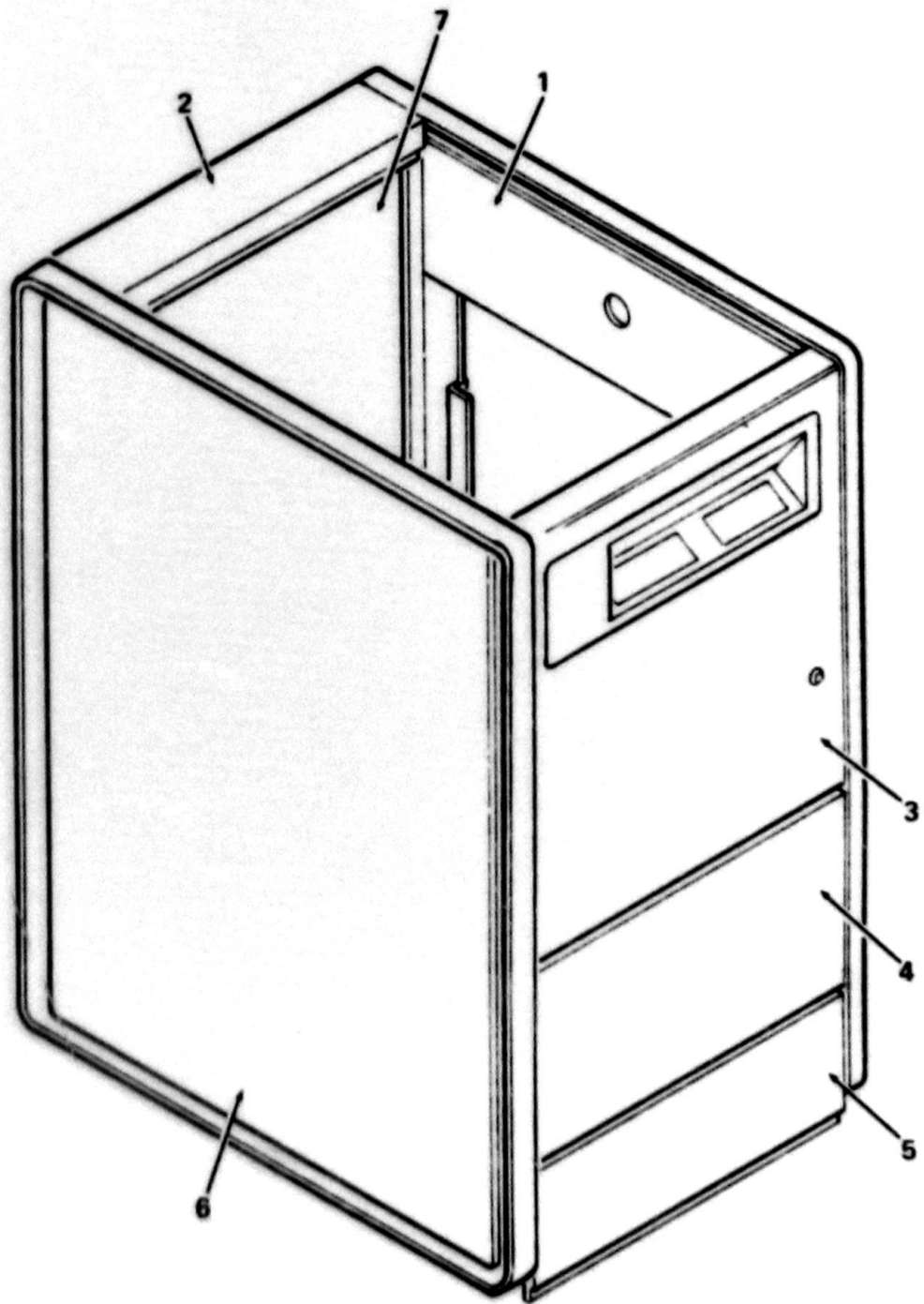
Figure 1. Tape Drive Assembly (Sheet 8 of 8)

FIG. & ITEM NO.	DESCRIPTION	VENDOR PART NO.	DEC PART NO. ^E	ECO CUT-IN TU80 00001	USED ON CODE	REF FIG NO.
1-	TU80 TAPE DRIVE ASSEMBLY					
	Code A - Used on Model TU80-AA 120V 60 Hz		TU80-AA		A	
	Code B - Used on Model TU80-AB 240V 50 Hz		TU80-AB		B	
	Code C - Used on Model TU80-CA 120V 60 Hz		TU80-CA		C	
	Code D - Used on Model TU80-CB 240V 50 Hz		TU80-CB		D	
	Code E - Used on Model TU80-CC 120V 60 Hz		TU80-CC		E	
	Code F - Used on Model TU80-CD 240V 50 Hz		TU80-CD		F	
1	*CABINET ASSEMBLY		H9643-CA			2
2	*TAPE TRANSPORT ASSEMBLY 60 Hz (See Pages 37 through 74)		30-20482-01		ACE	
	*TAPE TRANSPORT ASSEMBLY 50 Hz (See Pages 37 through 74)		30-20482-02		BFD	
3	*874 POWER CONTROLLER 120V 24A	See Note	874-D		ACE	
	*874 POWER CONTROLLER 240V 12A (deleted)		874-B		BFD	
	*874 POWER CONTROLLER 240V 12A (added)		874-F	00006	BDF	
4	*Ground Strap		12-13756-07			
5	*Screw, Sems Slotted Hex Hd (No. 10-32 x 1/2)		90-10156-00			
6	*Retainer, U-Nut		90-07786-00			
7	*Washer, Ext Tooth Lock		90-07651-00			
8	*Stud, Deck Pivot	77015290				
9	*Screw, Flat Hd	10125941				
10	*Nut, Lock	00860109				
11	*Screw, Nylon	93344193				
12	*Ground Wire	76992341				
13	*Screw, Sems	95959766				
14	*Bearing, Nylon	93847011				
15	*Bracket, Pivot	77015120				
16	*Screw	95843350				
17	*Cap	77015320				
18	*Screw No. 1/4-20 x 5/8	95843349				
19	*Indexing Pin Assembly	77018521				
20	*Screw	95959808				
	Note: See IPB Document EK-00874					

FIG. & ITEM NO.	DESCRIPTION	VENDOR PART NO.	DEC PART NO.	ECO CUT-IN TU80 00001	USED ON CODE	REF FIG NO.
1-						
21	*Gas Spring (deleted)	95969135		00009		
22	*Spacer (deleted)	77018880		00009		
23	*Top Cover Assembly (deleted) (See Note)	77017431		00009		
24	*Pin (deleted)	77018890		00009		
25	*Screw, Plain Hex Hd No. 1/4-20 x 3/4		90-06243-09			
26	*Ring, Retaining (deleted)	92033038		00009		
27	*Cable Tie		90-07032-00			
28	*Bracket, Trim Strip (deleted)		74-29029-01	00008		
29	*Screw, Sems Phi Pan Hd No. 10-32 x 3/8 (deleted)		90-09228-10	00008		
30	*Washer, Flat		90-06664-00			
31	*STABILIZER ASSEMBLY (deleted)		H9544-MJ	00008	ABCD	10
32	*CABINET ACCESSORY KIT		H9544-HC			11
33	*Plate, Chassis		74-28575-01			
34	*Screw, Phi Pan Hd No. 8-32 x 3/8		90-06037-01			
35	*Washer, Ext Lock No. 8		90-08151-00			
36	*Washer, Flat		90-06661-00			
37	*Bezel, Insert (TU80)		74-27753-01			
38	*Ground Clip	77009840		00009		
39	*Clip, Flat Cable		12-15843-02			
40	*Spacer, Foam		12-13716-02			
41	*Mount, Cable Tie		90-08264-00			
42	*Cable Tie		90-07033-00			
43	*Mount, Push Cable Tie		90-07867-00			
44	*Clip, Cable 3/4"		12-18912-01			
45	*Cable Clamp		90-07089-00			
46	*Screw, Phi Pan Hd No. 6-32 x 3/8		90-06022-01			
47	*Washer, Split Lock		90-07801-00			
48	*Washer, Flat		90-06659-00			
49	*Shielded Cable (deleted)		BC17N-12			
	*Shielded Cable (added)		BC17N-24	00002		
50	*Cable Clamp (5/8")		90-07087-00			
51	*Screw, Phi Pan Hd No. 10-32 x 3/4		90-06075-01			
52	*Washer, Split Lock		90-07906-00			
53	*Shipping Bracket Assembly	90541621				
54	*Screw	95959748				
55	*Washer, Flat	10125607				
56	*Lock, End Panel (added)		74-25161-01	00006		
57	*Bracket, Bulk Head (added)		74-25960-01	00006		
	*Bracket, Bulk Head (deleted)		74-25960-01	00010		
	*Bracket, Bulk Head (added)		74-32580-01	00010		
58	*Retainer, Cable (added)		74-25959-01	00006		
	*Retainer, Cable (deleted)		74-25959-01	00010		
59	*Caps, White Vinyl (added)		90-09731-00	00006		
	*Caps, White Vinyl (deleted)		90-09731-00	00010		
60	*Kep Nut (added)		90-06560-00	00006		
	*Kep Nut (deleted)		90-06560-00	00010		
	Note: New Design - Top Cover is Part of Item 2.					

FIG. & ITEM NO.	DESCRIPTION	VENDOR PART NO.	DEC PART NO.	ECO CUT-IN I U80 00001	USED ON CODE	REF FIG NO.
1- 61	*Screw, Sems Phi Truss Hd No. 10-32 x 1/2 (added)		90-09700-00	00006		
62	*Bracket, Cabinet Support (added)		74-29030-01	00006		
	*Bracket, Cabinet Support (deleted)		74-29030-01	00009		
63	*Cord Set (added)		17-00199-10	00006	B,D,F	
64	*Screw, Shoulder (added)	95943617		00006		
	*Screw, Shoulder (deleted)	95943617		00009		
65	*Nut, Lock (added)	53777905		00006		
	*Nut, Lock (deleted)	53777905		00009		
66	*Bracket, Cable Mounting (added)		74-29958-01	00006		
67	*Cord Set, 120V 60Hz (added)	77015830	29-25398-00	00006	A,C,E	
	*Cord Set, 240V 50Hz (added)	77020231	29-25399-00	00006	B,F,D	
68	*Bracket, Stabilizer Ground R.H. (added)		74-30430-01	00008		
69	*Bracket, Stabilizer Ground L.H. (added)		74-30430-02	00008		
70	*Screw, Phi Truss Hd No. 10-32 x 1 (added)		90-06075-03	00008		
71	*Nut, Kep (added)		90-06565-00	00008		
72	*Nut, Kep (added)		90-08203-00	00008		
73	*Screw, Mach Rnd Phi Hd No. 1/4-20 x 3/8 (added)		90-08412-07	00008		
74	*Screw, Mach Rnd Phi Hd No. 1/4-20 x 5/8 (added)		90-08412-06	00008		
75	*Washer, Helical Split Lock (added)		90-07797-00	00008		
76	*Bracket, Shipping (added)		74-30429-01	00008		
77	*Ballast, Cab (added)		74-30520-01	00008		
78	*Washer, Flat (added)		90-06646-00	00008		
79	*Screw, Phi Pan Hd No. 6-32 x 5/16 (added)		90-10155-00	00008		
80	*Grommet Strip (added)		90-09718-03	00010		
81	*Washer, Flat		90-10509-01			
	Accessory Kits (Not Shown)					
	*TU80 ACCESSORY KIT		TU80D-AC			
	**TU80 Subsystem User Guide		EK-0TU80-UG			
	**PDP11 Sense Cable Assembly		70-08288-8F			
	**Cleaning Kit, DEC Magtape		22-00011-00			
	**Tape, Mag 1/2" 2400'		30-18709-08			

FIG. & ITEM NO.	DESCRIPTION	DEC PART NO.	ECO CUT-IN TU80 00001	USED ON CODE	REF FIG NO.
1-	CPU Accessory Kit (Not Shown)				
	*TU80 CPU ACCESSORY KIT (Not Shown)	TU80K-CP		AB	
	**TU80 Unibus Interface Module	M7454-00		AB	
	**Cable Assembly (Female)	70-19923-00		AB	
	**Cable Assembly	70-19922-00		AB	
	**ROM (TS11)	23-764A9-00			
	**Hex Stand-off	90-08451-05			
	**Frame, I/O Double Quad	74-27292-01		AB	
	**Panel, Double (TU80)	74-26407-12		AB	
	**Retainer, U-Nut	90-07786-00		AB	
	**Screw, Sems Truss Hd No. 10-32 x 1/2	90-09700-00		AB	
	**Washer, Split Lock	90-06688-00		AB	
	**Screw, Captive Slotted Hd No. 4-40 x 3/16	12-19534-01		AB	
	**Panel, TU80	74-29028-01		AB	
	Labels (Not Shown)				
	*Label, Serial/Power w/UL/CSA	36-17674-01	00006	B,D,F	
	*Label, "TU80"	36-20558-01			
	*Label, Operator Fault Recovery	36-20559-01			
	*Label, Adh. Backed Mylar Cap	36-13272-00			
	*Label, FCC, Class A Peripheral	36-17880-03	00006	B,D,F	
	*Label, Assy, 04, 01	36-18307-05	00006	B,D,F	
	*Label, Caution	36-17250-00		A,B,C,D	
	*Label, Serial, Power Universal	36-17674-00		B,D,F	
	*Label, Serial, Power Universal (added)	36-17674-00		A,C,E	
	*Sticker, UL (deleted)	74-14213-00	00006	A,C,E	

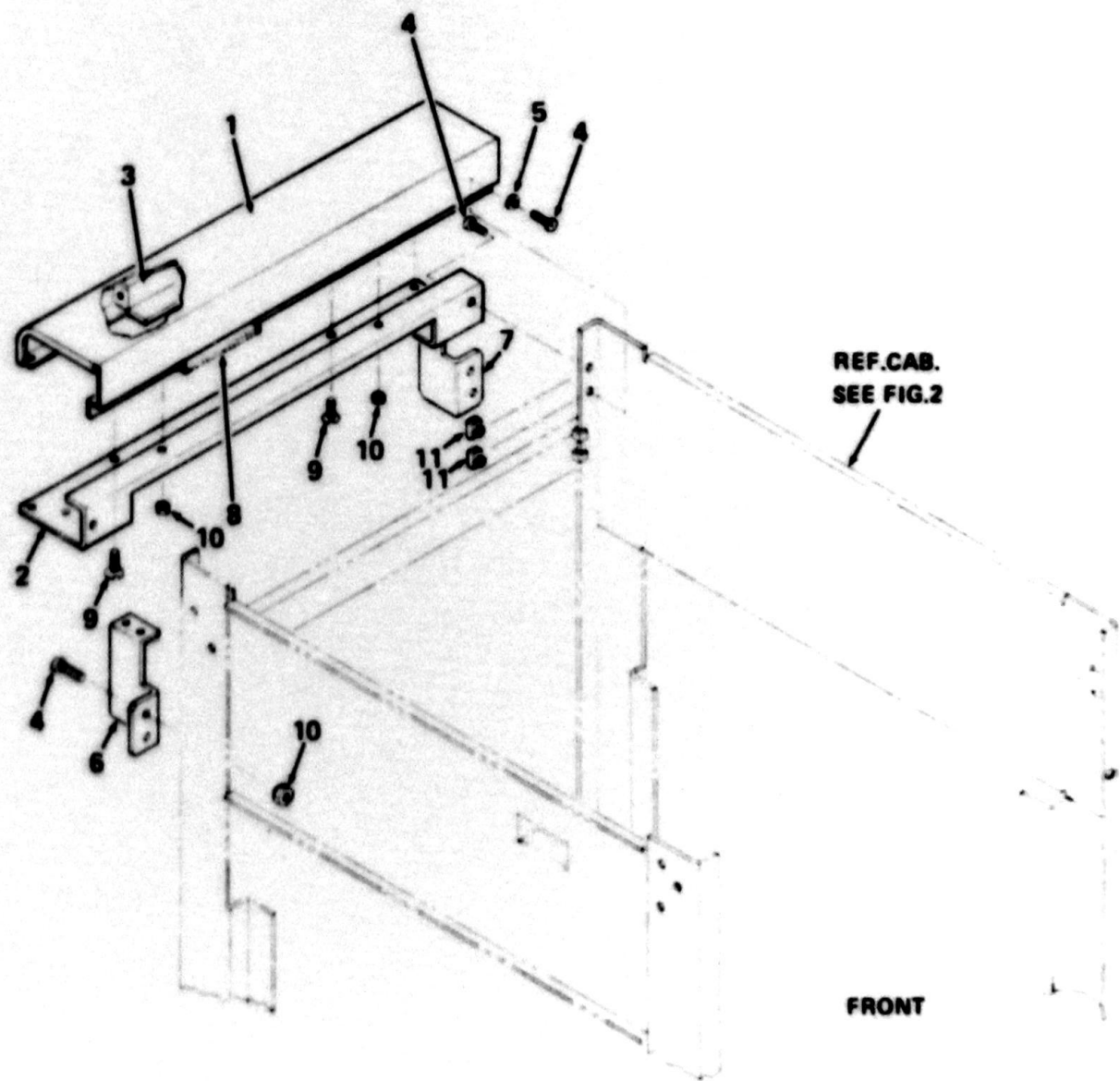


TU80-02

Figure 2. Cabinet Assembly



FIG. & ITEM NO.	DESCRIPTION	DEC PART NO.	ECO CUT-IN H9543-C 00000	USED ON CODE	REF FIG NO.
2-	CABINET ASSEMBLY	H9643-CA			1
1	*Frame Assembly	H9543-FB			3,3A
2	*TU80 TRIM ASSEMBLY	H9544-CE			4
3	*TU80 FRONT DOOR ASSEMBLY	H9544-EK			6
4	*FILLER PANEL ASSEMBLY	H9504-UC			7
5	*BOTTOM COVER ASSEMBLY	H9544-DB			8
6	*END PANEL ASSEMBLY (W/Lock Bracket)	H9544-AA			9
7	*SHIELDED REAR DOOR ASSEMBLY	H9544-BA			



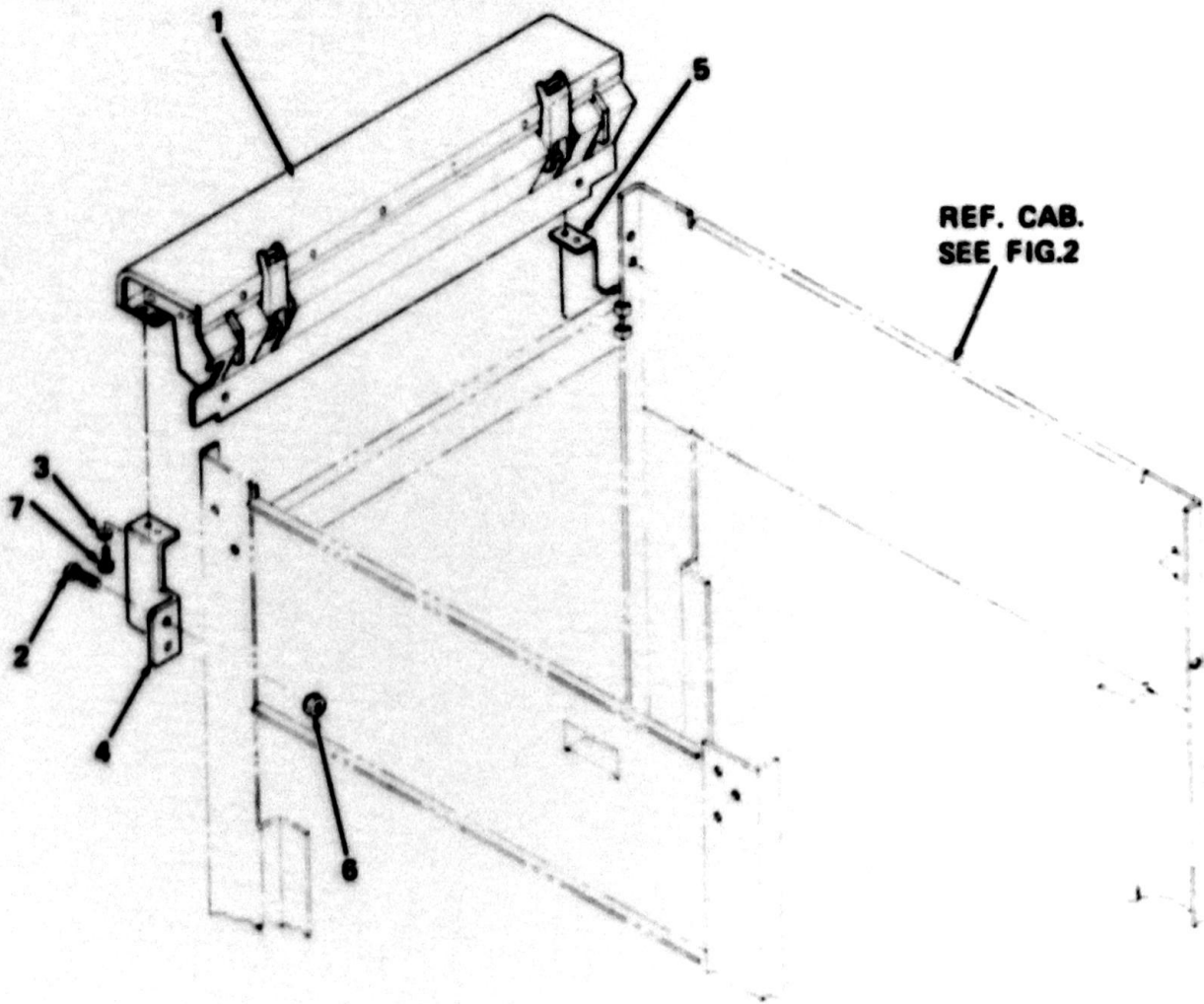
OLD DESIGN

TU80-03

Figure 3. TU80 Trim Assembly (Old Design)



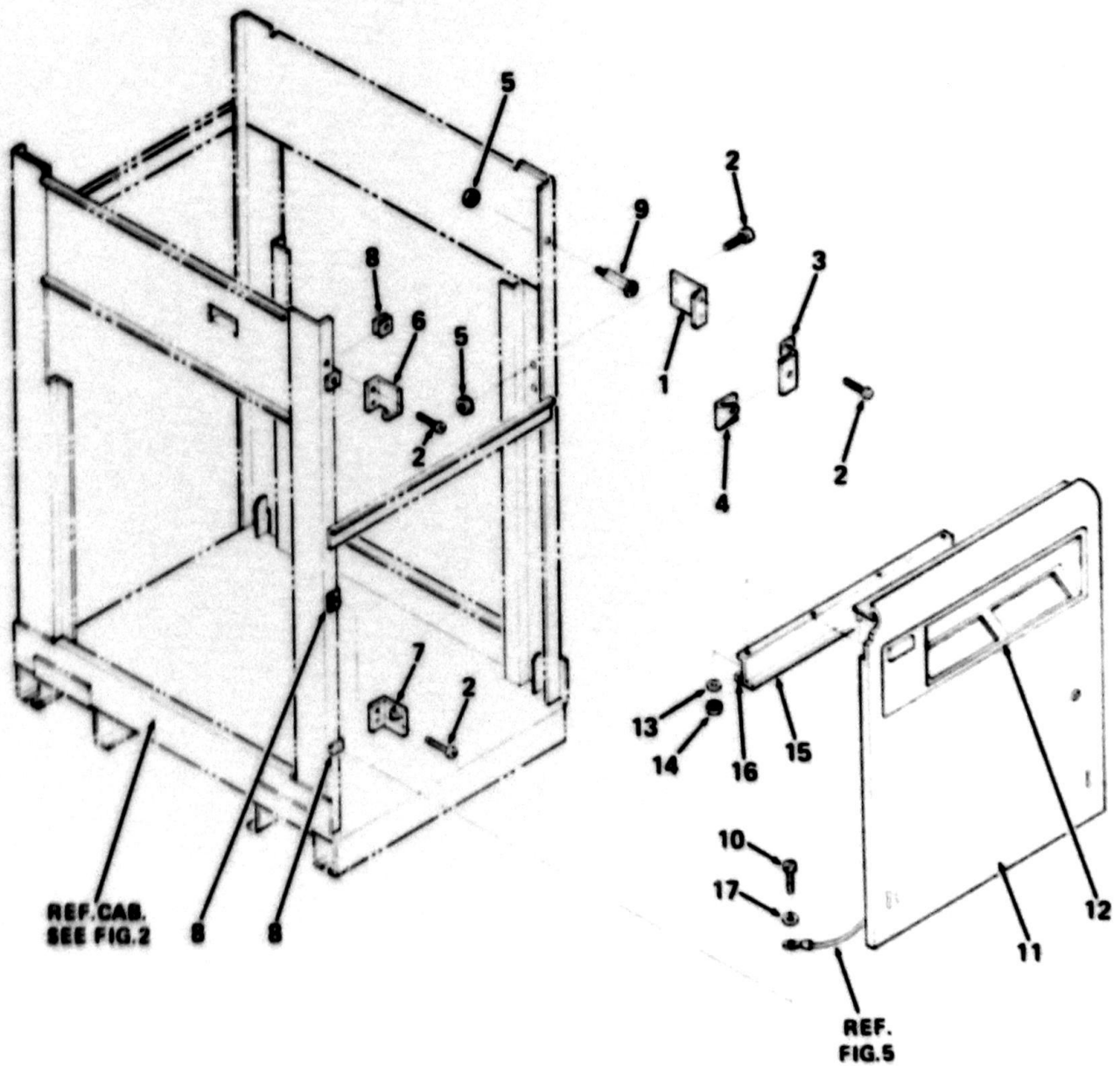
FIG. & ITEM NO.	DESCRIPTION	DEC PART NO.	ECO CUT-IN H9544-C 00007	USED ON CODE	REF FIG NO.
3-	TU80 TRIM ASSEMBLY (OLD DESIGN)	H9544-CE			2
1	*Vent, Rear	74-26781-01			
2	*Bracket, Rear Vent	74-27219-01			
3	*Bracket, Gas Spring	74-27213-01			
4	*Screw, Sems Phi Truss Hd 10-32 x 1/2	90-09700-00			
5	*Washer, Flat	90-06664-00			
6	*Bracket, Rear Vent Support (L.H. As viewed from front of cab.)	74-27258-01			
7	*Bracket, Rear Vent Support (R.H. As viewed from front of cab.)	74-27258-02			
8	*Foam, Tape (Rework)	74-27144-01			
9	*Screw, Phi Flat Hd No. 10-32 x 5/16	90-06070-02			
10	*Nut, Kep No. 10-32	90-06565-00			
11	*Retainer, U-Nut No. 10-32	90-07786-00			



NEW DESIGN

Figure 3A. TUBO Trim Assembly (New Design)

FIG. & ITEM NO.	DESCRIPTION	DEC PART NO.	ECO CUT-IN H9544-C 00008	USED ON CODE	REF FIG NO.
3A-	TUBO TRIM ASSEMBLY (NEW DESIGN)	H9544-CE			2
1	*Vent, Rear	74-26781-02			
2	*Screw, Sems Phi Truss Hd No. 10-32 x 1/2	90-09700-00			
3	*Washer, Flat	90-06664-00			
4	*Bracket, Rear Vent Support	74-27258-01			
5	*Bracket, Rear Vent Support	74-27258-02			
6	*Nut, Kep No. 10-32	90-06565-00			
7	*Screw, Sems Phi Pan Hd No. 10-32 x 3/8	90-09228-10			

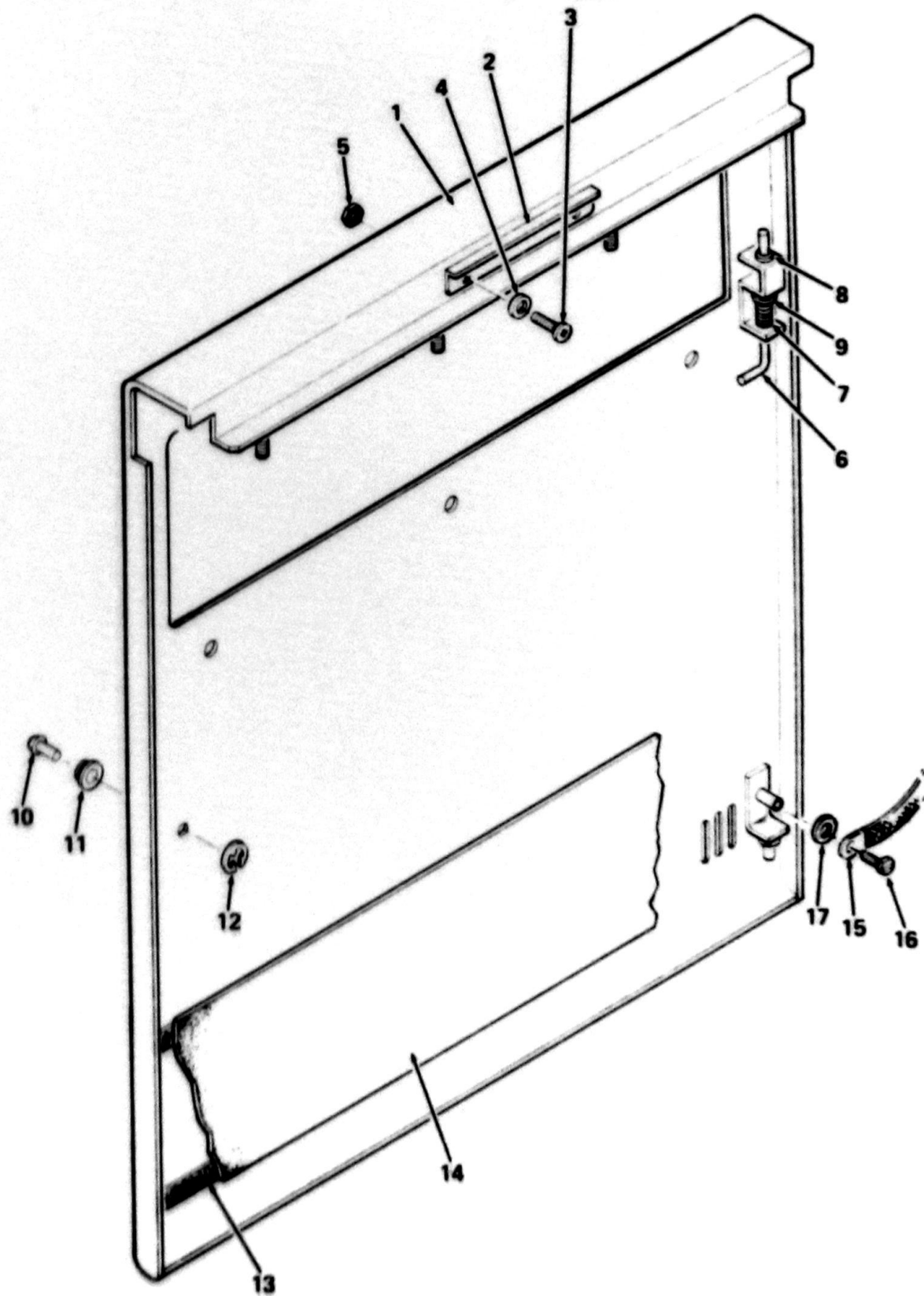


TU80-04

Figure 4. TU80 Front Door Assembly



FIG. & ITEM NO.	DESCRIPTION	DEC PART NO.	H ECO CUT-IN H9544-E 00007	USED ON CODE	REF FIG NO.
4-	TUBO FRONT DOOR ASSEMBLY	H9544-EK			2
1	*Bracket, Door Lock Mounting	74-22267-00			
2	*Screw, Sems Phi Truss Hd No. 10-32 x 1/2	90-09700-00			
3	*Bracket, Door Lock	74-22222-00			
4	*Spring, Receptacle	12-12972-02			
5	*Nut, Kep No. 10-32 (deleted)	90-06565-00	00008		
6	*Bracket, Door Pivot (Top)	74-26785-01			
7	*Bracket, Door Pivot (Bottom)	74-26784-01			
8	*Retainer, U-Nut	90-07786-00			
9	*Door Stop (deleted)	70-16703-02	00008		
	*Door Stop, Plastic (Not Shown) (added)	12-23079-01			
10	*Screw, Sems Hex Hd No. 10-32 x 1/2	90-10156-00			
11	*FRONT DOOR ASSEMBLY	70-19542-00			5
12	*Bezel, TUBX	74-27752-01			
13	*Washer, Flat	90-09949-00			
14	*Nut, Kep No. 10-32	90-06560-00			
15	*Strip, Trim Front Door	74-26783-01			
16	*Foam, Tape (Rework)	74-27144-01			
17	*Washer, Flat	90-06664-00			



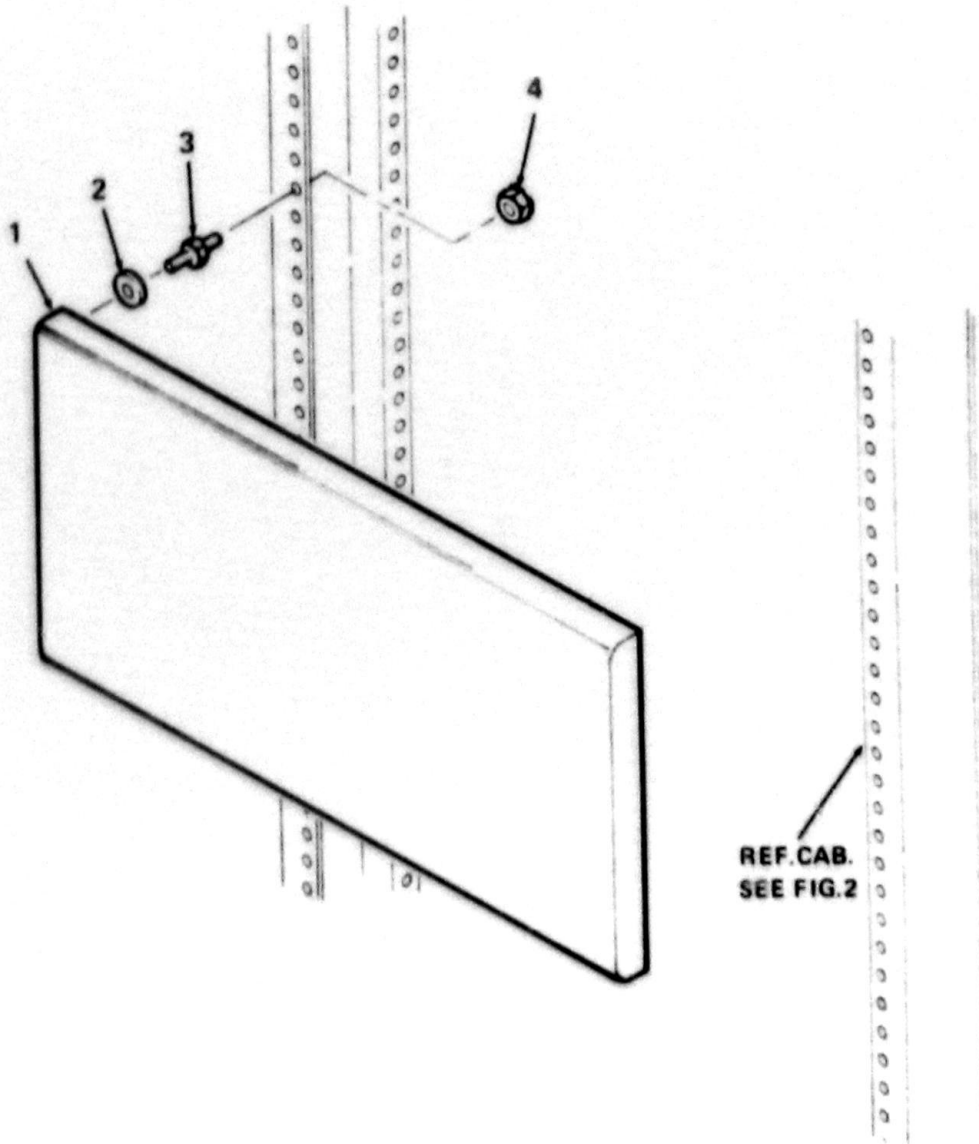
TU80-05

Figure 5. Front Door Assembly



FIG. & ITEM NO.	DESCRIPTION	DEC PART NO.	ECO CUT-IN 70-19542 00001	USED ON CODE	REF FIG NO.
5-	FRONT DOOR ASSEMBLY	70-19542-00			4
1	*Door, Front Weldment	70-19184-00			
2	*Bracket, Latch Striker	74-26782-01			
3	*Screw, Phi Pan Hd No. 6-32 x 3/8	90-06022-01			
4	*Washer, Flat	90-06653-00			
5	*Nut, Kep No. 6-32	90-06560-00			
6	*Pin, Door Hinge	74-26147-00			
7	*Spring, Compression	12-16225-01			
8	*Bushing, Snap-In	12-19010-00			
9	*Ring, Retainer	90-09273-02			
10	*Fastener	12-12972-06			
11	*Grommet, Retainer	12-12972-03			
12	*Ring, Retainer	90-08500-00			
13	*Strip, Velcro	74-13707-04			
14	*Filter, Air Foam	12-12111-00			
15	*Ground Strap (deleted)	12-13756-12			
15	*Ground Strap (added)	90-09830-01	00003		
16	*Screw, Slotted Hex Hd No. 10-32 x 1/4 (deleted)	90-10156-01			
16	*Screw, Slotted Hex Hd No. 10-32 x 3/8 (added)	90-00049-38	00002		
17	*Washer, Split Lock (deleted)	90-06635-00			
17	*Washer, Flat (added)	90-06664-00	00002		
	Label, (Not Shown)				
	*Label, "Ground"	36-13272-00			

FIG. & ITEM NO.	DESCRIPTION	DEC PART NO.	ECO CUT-IN 74-15314 00002	USED ON CODE	REF FIG NO.
6-	FILLER PANEL ASSEMBLY	H9504-UC			2
1	*Bezel, (10-1/2")	74-15314-02			
2	*Washer, Flat	90-06664-00			
3	*Pin, Pilot	74-15711-02			
4	*Nut, Kep No. 10-32	90-06565-00			



TU80-06

Figure 6. Filler Panel Assembly

FIG. & ITEM NO.	DESCRIPTION	DEC PART NO.	ECO CUT-IN H9544-D 00005	USED ON CODE	REF FIG NO.
7--	BOTTOM COVER ASSEMBLY	H9544-DB			2
1	*Bracket, Retaining Trim	74-21903-00			
2	*Screw, Hex Hd No. 1/4-20 x 3/4	90-06243-09			
3	*Washer, Lock No. 1/4	90-07797-00			
4	*Washer, Flat	90-06676-00			
5	*Trim Assembly	70-16407-00			
6	*Screw, Phi Pan Hd No. 10-32 x 5/8	90-06074-01			
7	*Washer, Lock No. 10	90-07906-00			
8	*Washer, Flat	90-06664-00			

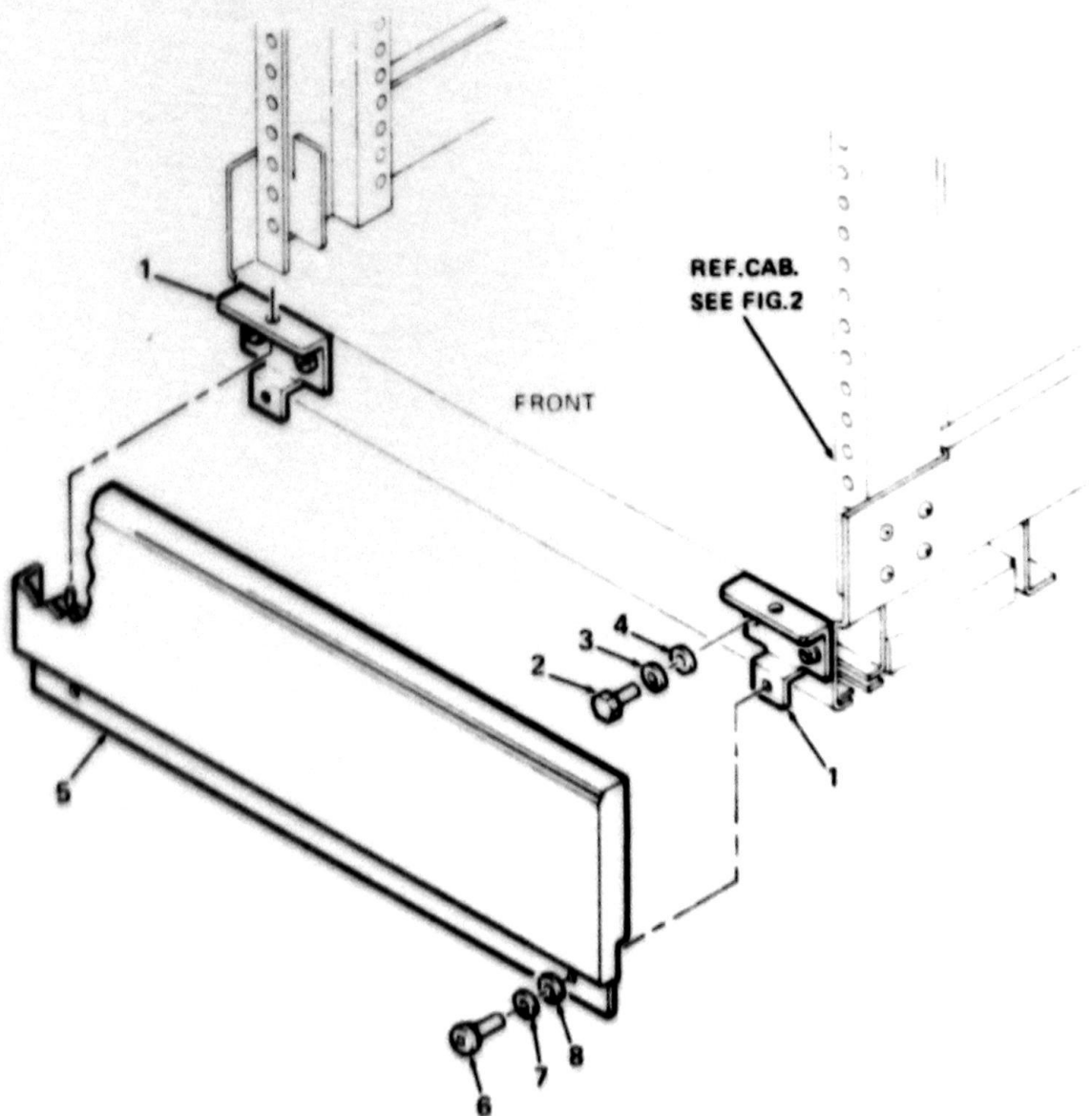
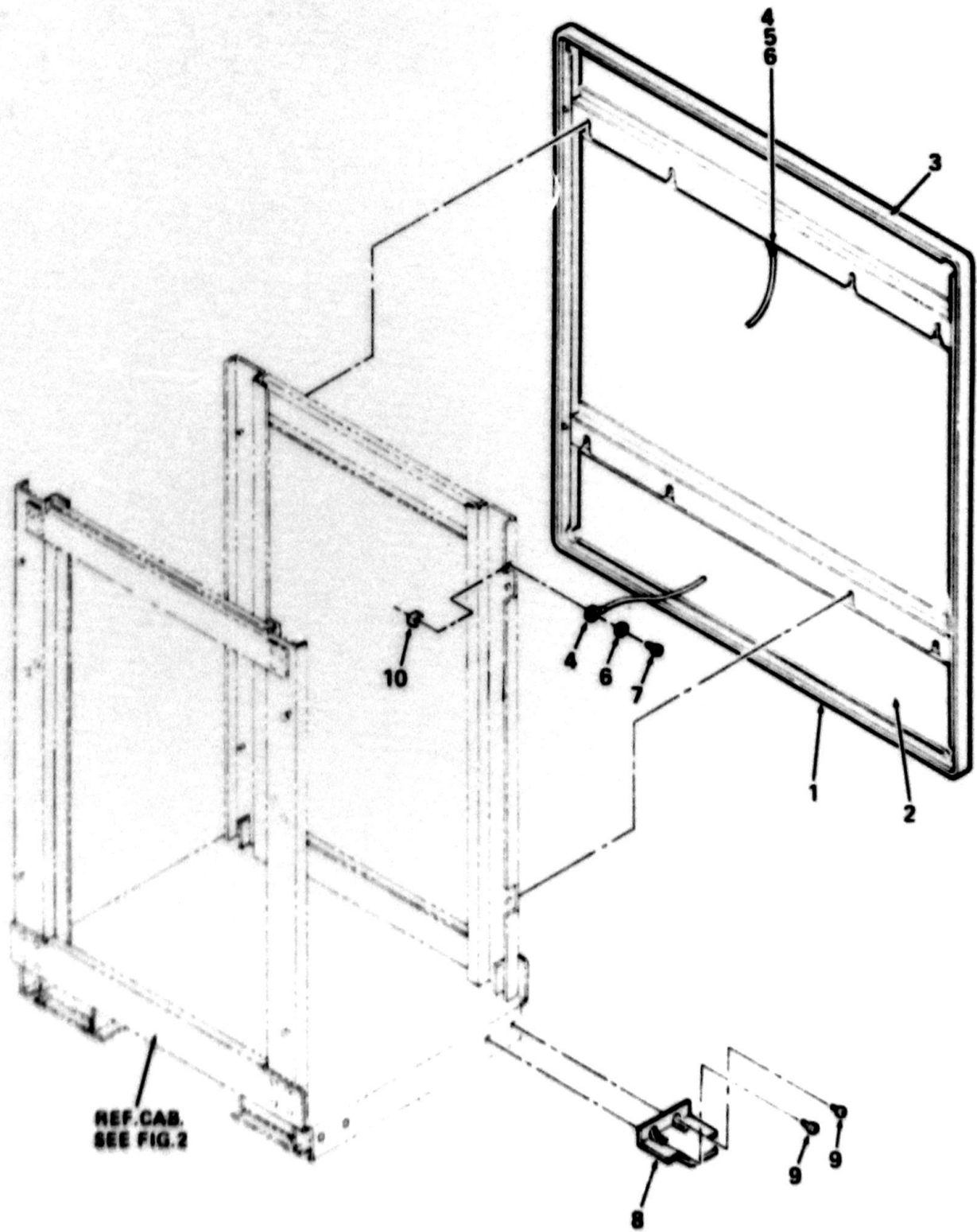


Figure 7. Bottom Cover Assembly

TU80-07



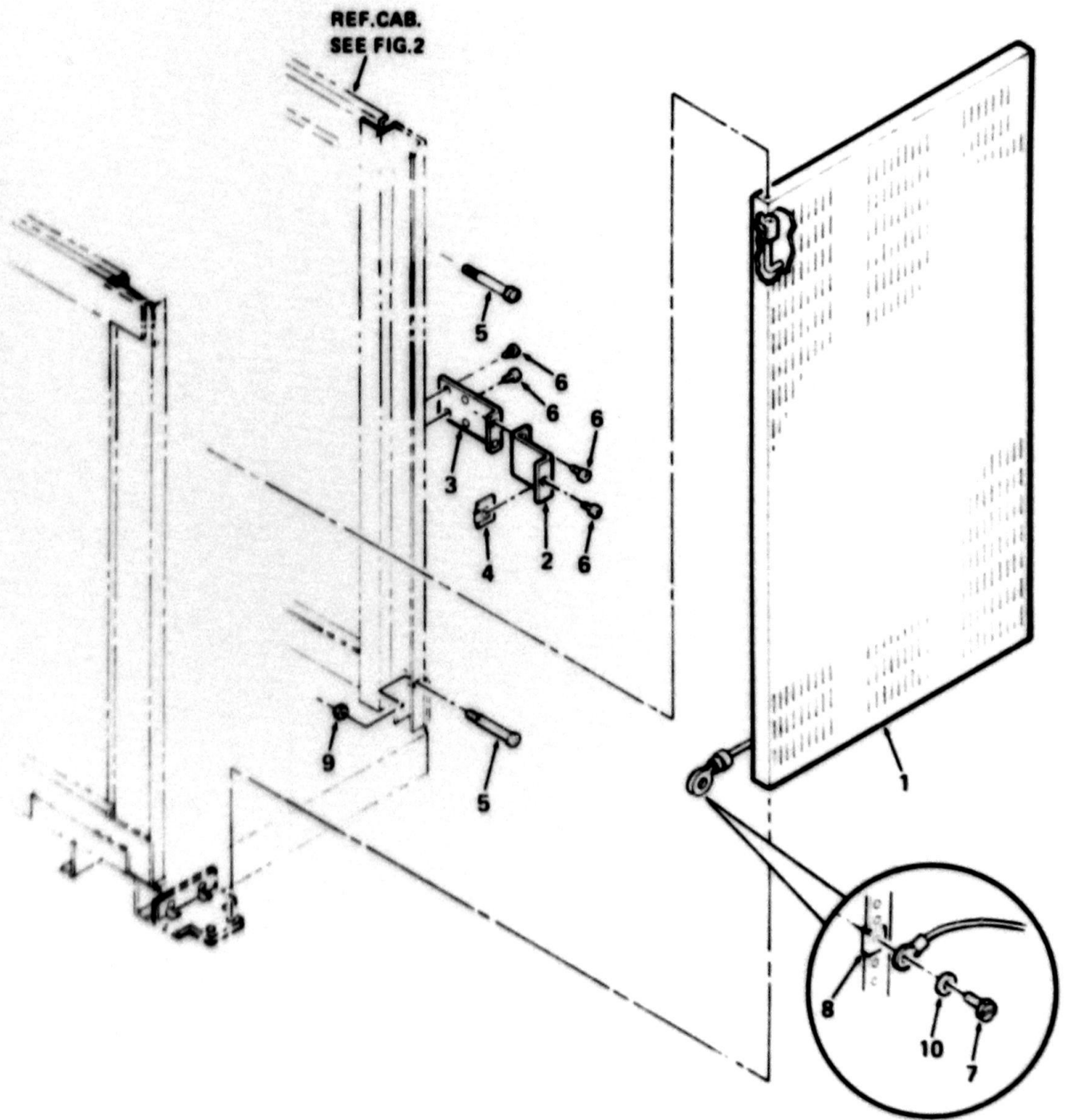
REF. CAB.
SEE FIG. 2

TU80-08

Figure 8. End Panel Assembly



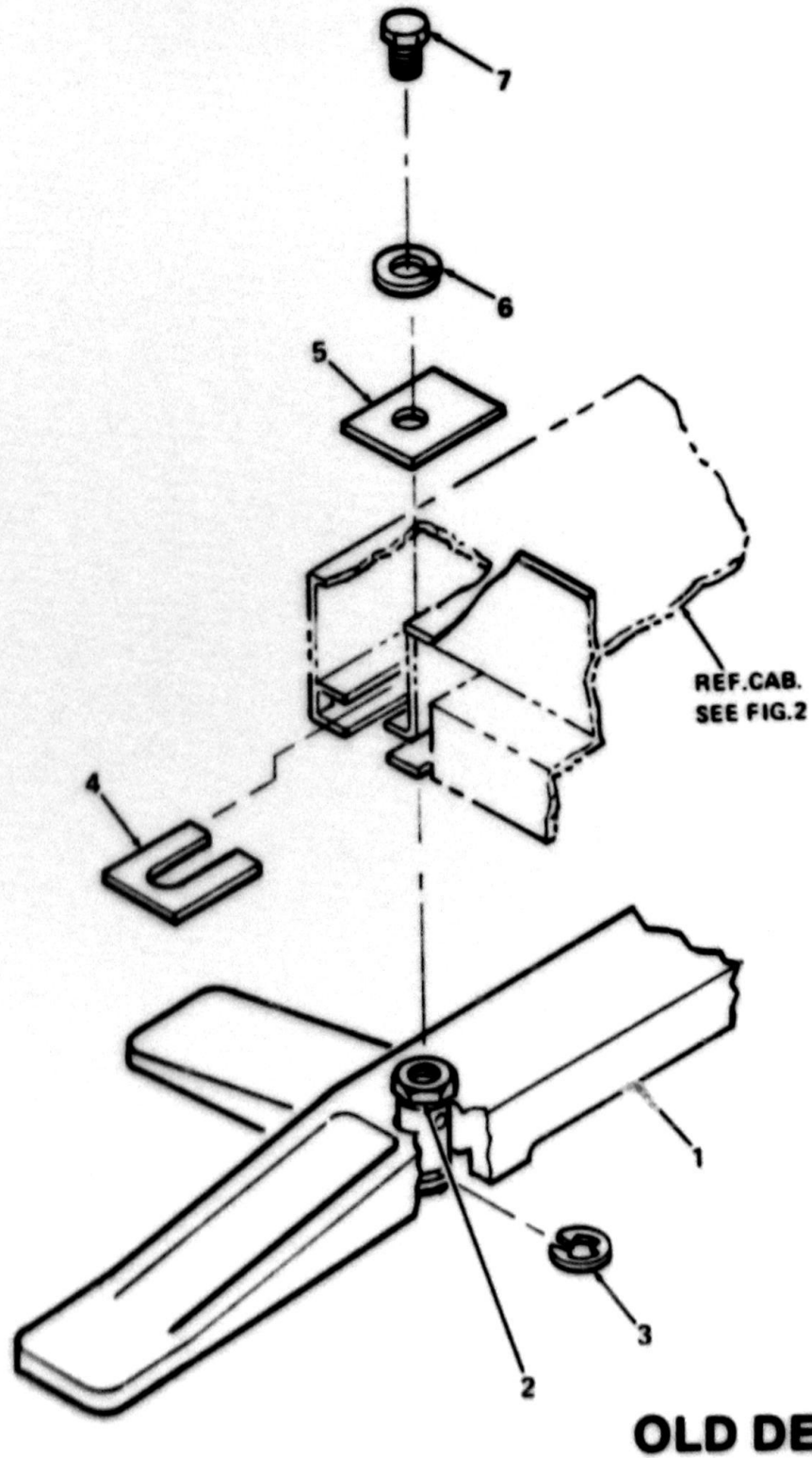
FIG. & ITEM NO.	DESCRIPTION	DEC PART NO.	ECO CUT-IN H9544-A 00008	USED ON CODE	REF FIG NO.
B-	END PANEL ASSEMBLY (W/Lock Bracket)	H9544-AA			2
1	*END PANEL ASSEMBLY, METAL (deleted)	70-16534-00	00010		
	*END PANEL ASSEMBLY, PLASTIC (added) (Not Shown)	70-22137-01	00010		
2	**Panel, Weldment, End (40")	70-16541-00			
3	**Roll Form, Weldment (40")	70-16547-00			
4	**Ground Strap	12-13756-20			
5	**Screw, Sems Slotted Hd No. 10-32 x 3/8	90-00049-38			
6	**Washer, Flat (deleted)	90-06664-00	00010		
7	*Screw, Sems Slotted Hd No. 13-32 x 1/2 (deleted)	90-10156-00	00010		
8	*Bracket, Door Hinge/End Panel Lock (deleted)	74-22221-00	00010		
9	*Screw, Sems Slotted Hex Hd No. 1/4 x 3/4 (deleted)	90-09988-14	00010		
10	*Nut, U-Nut Retainer No. 10-32 (deleted)	90-07786-00	00010		
	Label (Not Shown)				
	**Label, "GROUND"	36-13276-20			



TU80-09

Figure 9. Shielded Rear Door Assembly

FIG. & ITEM NO.	DESCRIPTION	DEC PART NO.	ECO CUT-IN H9544-B 00007	USED ON CODE	REF FIG NO.
9-	SHIELDED REAR DOOR ASSEMBLY	H9544-8A			2
1	*REAR DOOR ASSEMBLY (40")	70-16533-00			12
2	*Bracket, Door Lock	74-22222-00			
3	*Bracket, Door Lock Mounting	74-22267-00			
4	*Spring, Receptacle Fastener	12-12972-02			
5	*Stop, Rear Door	70-16703-00			
6	*Screw, Sems Phi Truss Hd No. 10-32 x 1/2	90-09700-00			
7	*Screw, Sems Slotted Hex Hd No. 10-32 x 1/2	90-10156-00			
8	*Retainer, U-Nut No. 10-32	90-07786-00			
9	*Nut, Kep No. 10-32	90-06565-00			
10	*Washer, Flat	90-06664-00			



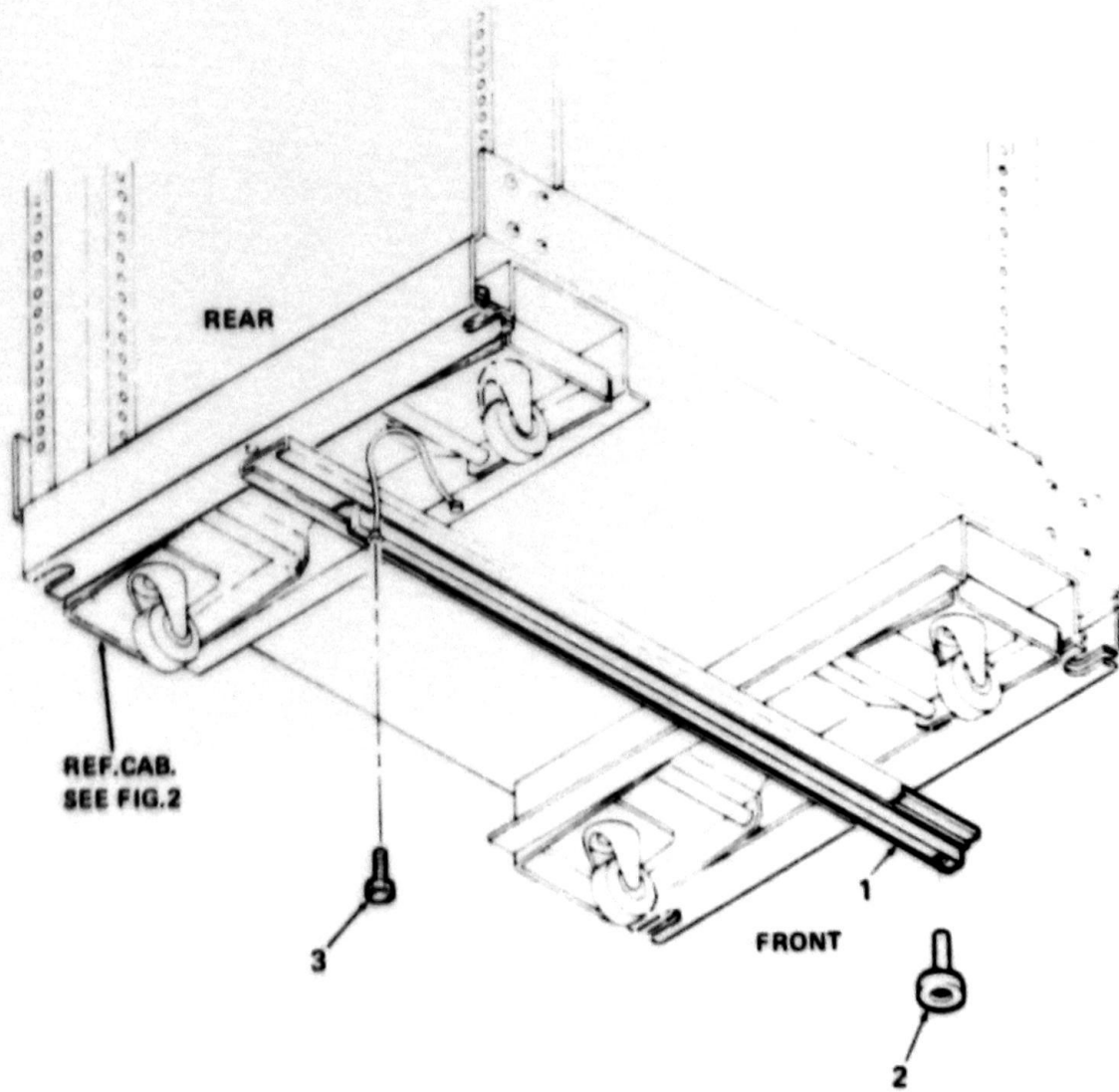
OLD DESIGN

TU80-10

Figure 10. Stabilizer Assembly

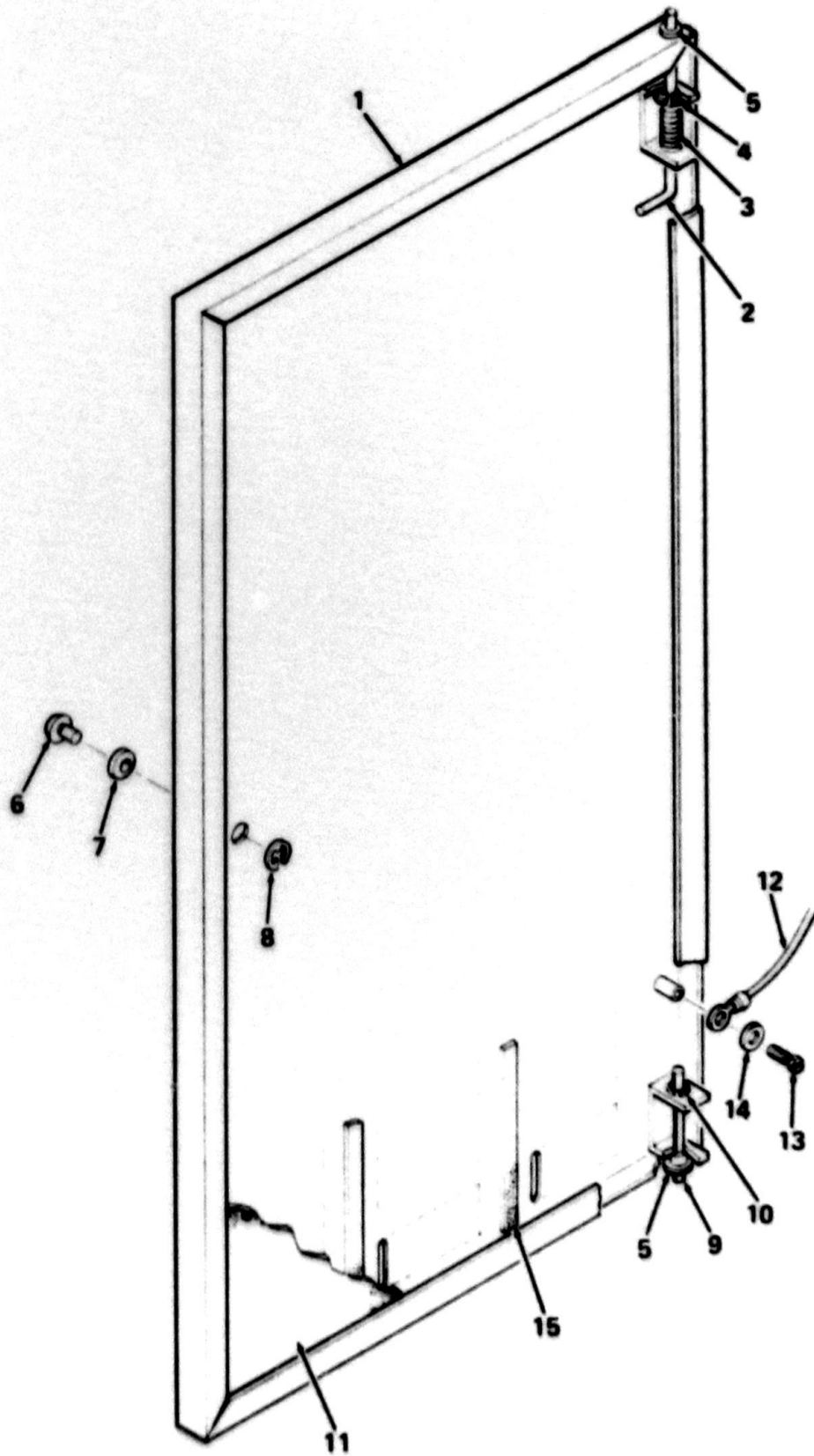
FIG. & ITEM NO.	DESCRIPTION	DEC PART NO.	ECO CUT-IN H9544-MJ 00002	USED ON CODE	REF FIG NO.
10-	STABILIZER ASSEMBLY (Deleted)	H9544-MJ	00008	A B C D	1
1	*Casting, Stabilizer	74-24063-00			
2	*Coupler	74-24074-00			
3	*Ring, Retaining	90-09703-00			
4	*Shim	74-23352-00			
5	*Washer, Rectangular	74-23349-00			
6	*Washer, Split Lock	90-09895-00			
7	*Screw, Hex Hd No. 1/2-13 x 3/4	90-00043-02			

FIG. & ITEM NO.	DESCRIPTION	DEC PART NO.	ECO CUT-IN H9544-H 00003	USED ON CODE	REF FIG NO.
11-	CABINET ACCESSORY KIT	H9544-HC			1,1A
1	*Foot, Extension	74-22204-00			
2	*Leveler, Foot	12-16373-02			
3	*Screw, Hex Hd	74-24417-00			



TU80-11

Figure 11. Cabinet Accessory Kit



TUBO-12

Figure 12. Rear Door Assembly



FIG. & ITEM NO.	DESCRIPTION	DEC PART NO.	ECO CUT-IN H9544-B 00006	USED ON CODE	REF FIG NO.
12-	REAR DOOR ASSEMBLY	70-16533-00			9
1	*Weldment, Rear Door	70-16532-00			
2	*Pin, Door Hinge	74-26147-00			
3	*Spring, Compression	12-16225-01			
4	*Ring, Retainer	90-09273-02			
5	*Bushing, Snap-In (deleted)	12-19010-00	70-16533		
5	*Bushing, Snap-In (added)	90-08111-00	00001		
6	*Fastener	12-12972-06			
7	*Grommet, Retainer	12-12972-03			
8	*Ring, Retainer	90-08500-00			
9	*Pin, Pivot	74-22619-00			
10	*Ring, Retainer	90-09644-01			
11	*Filter, Air Foam	12-13121-05			
12	*Ground Strap	12-13756-12			
13	*Screw, Sems Hex Hd No. 10-32 x 1/2 (deleted)	90-10156-00	70-16533		
13	*Screw, Sems Slotted Hd No. 10-32 x 3/8 (added)	90-00049-38	00001		
14	*Washer, Flat	90-06664-00			
15	*Strip, Velcro	74-13707-02			
	Label (Not Shown)				
	*Label, "Ground"	36-13272-00			

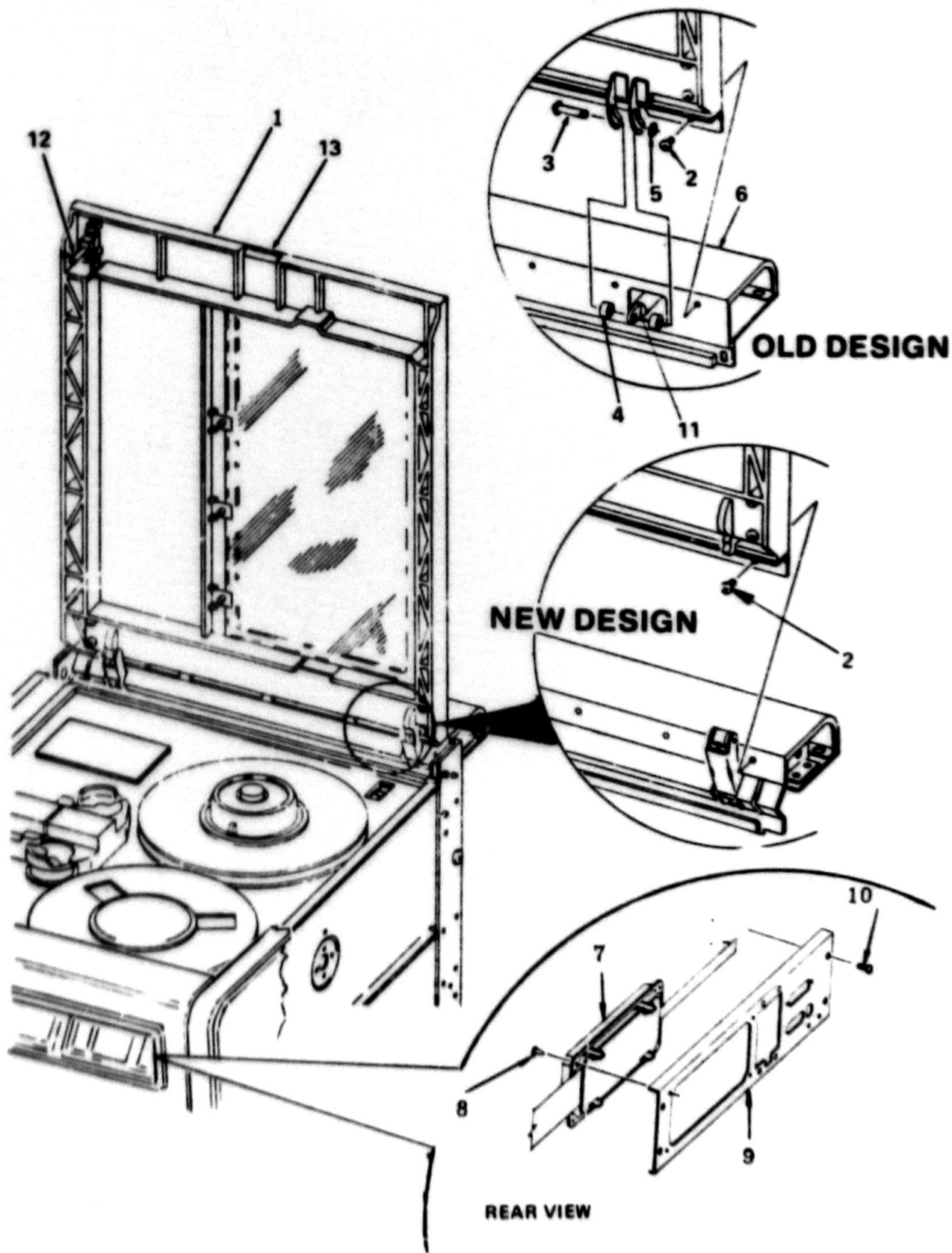


Figure 13 EQUIPMENT ASSEMBLY - TOP

INDEX NO.	DEC PART NO.	VENDOR PART NO.	DESCRIPTION					
			1	2	3	4	5	6
13-		77017351	EQUIPMENT ASSEMBLY - TOP (60 HZ)					
13-		77017352	EQUIPMENT ASSEMBLY - TOP (50 HZ)					
-1	29-25343	77017431	. TOP COVER ASSEMBLY -attaching parts-					
-2		10127112	. SCREW, PAN HD 6-32 x .312					
-3		77018890	. PIN					
-4		77018880	. SPACER					
-5		92033038	. RING - RETAINING -----*					
-6		77017921	. CABINET ASSEMBLY					
-7		77018450	. CONTROL PANEL					
-8		95968770	. CLIP, PUSH-ON					
-9		77019030	. BRACKET, CONTROL PANEL, MOUNTING					
-10		10127112	. SCR, PAN HD, 8-32 x .312					
-11	29-25038	94354906	. GAS SPRING					
-12	29-25397	77019712	. INTERLOCK SWITCH ACTUATOR ASSEMBLY					
-13		92013304	. TOP COVER LATCH ASSEMBLY					

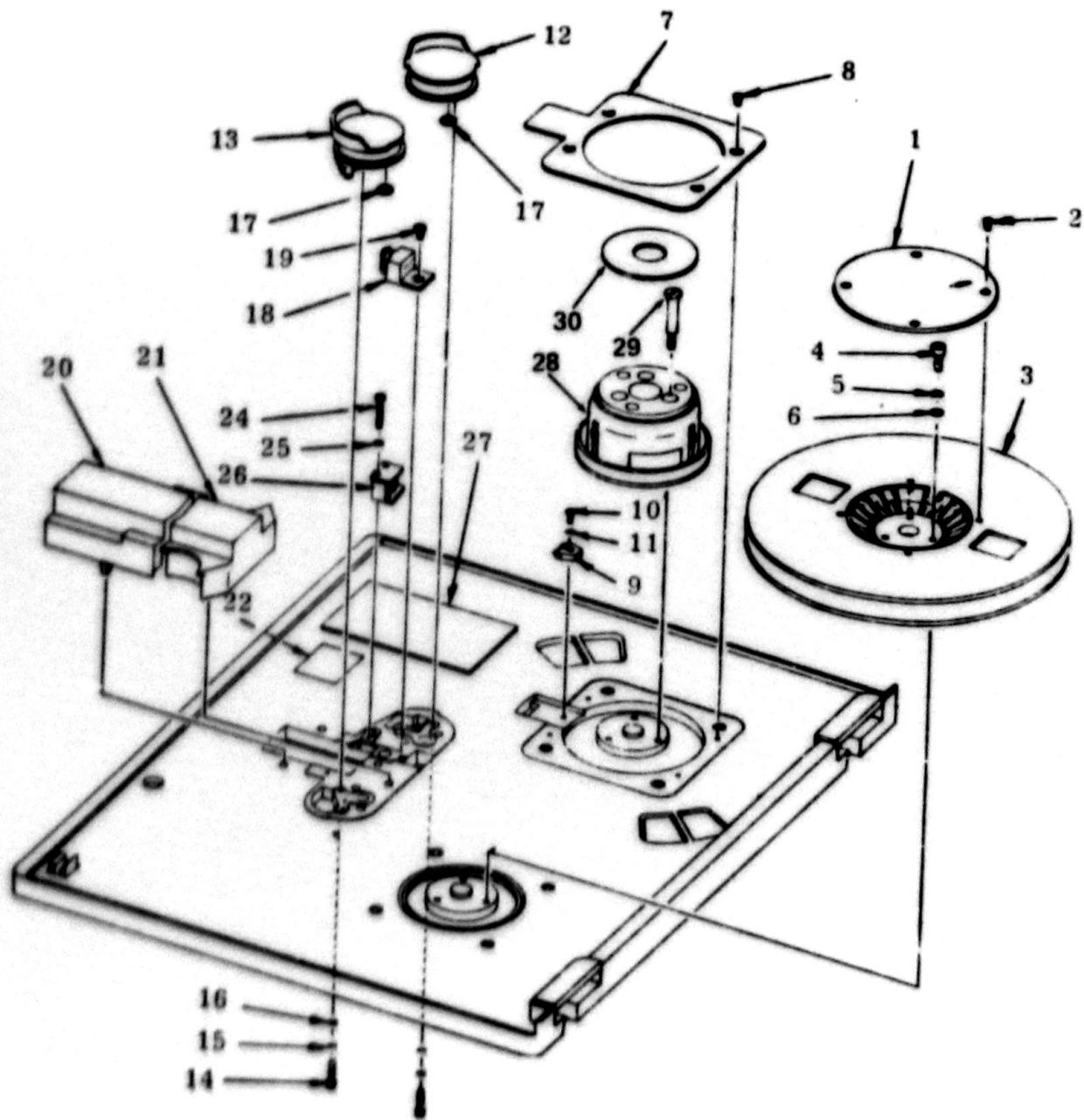
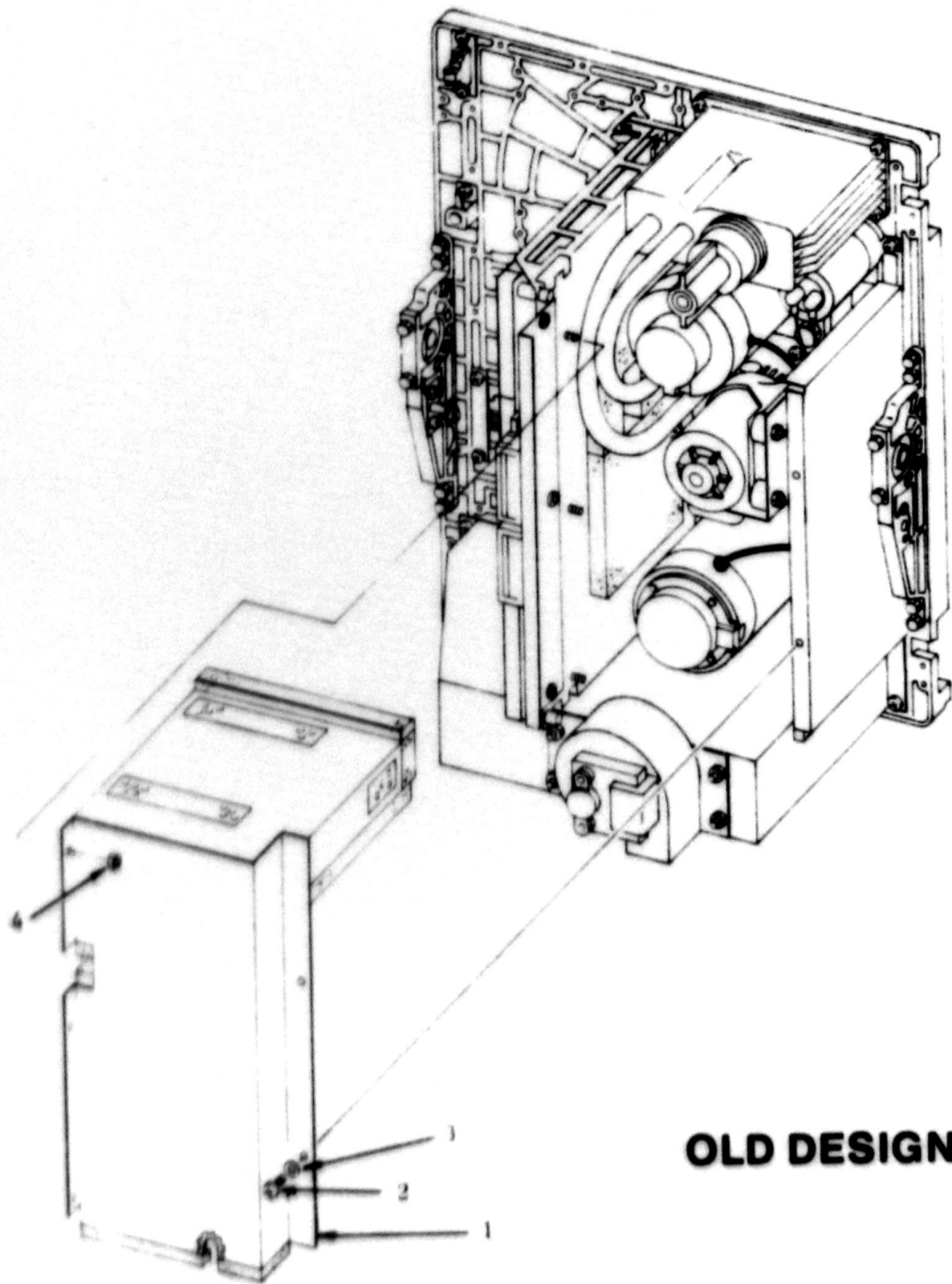


Figure 14 EQUIPMENT ASSEMBLY - TOP

INDEX NO.	DEC PART NO.	VENDOR PART NO.	DESCRIPTION					
			1	2	3	4	5	6
14-		77017351	EQUIPMENT ASSY - TOP (60 HZ)					
14-		77017352	EQUIPMENT ASSY - TOP (50 HZ)					
-1		77003790	. COVER - HUB, TAKE-UP REEL -attaching parts-					
-2		92960165	. SCREW, FLAT HD, 6-32 x .38 -----*					
-3	29-24212	77003091	. HUB ASSY - TAKE-UP REEL -attaching parts-					
-4		10126245	. SCREW, SOC HD CAP					
-5		10125805	. WASHER, SPRING LOCK #10					
-6		10125607	. WASHER, PLAIN #10 -----*					
-7		77014982	. COVER - FILE PROTECT (WHITE) -attaching parts-					
-8		92960165	. SCREW, FLAT HD, 6-32 x .38 -----*					
-9	29-24211	95966083	. SENSOR, FILE PROTECT -attaching parts-					
-10		10127104	. SCREW, PAN HD, 4-40 x .38					
-11		10125603	. WASHER, PLAIN #4 -----*					
-12		77004213	. AIR BEARING ASSY - REAR (SEE FIGURE 19)					
-13		77004333	. AIR BEARING ASSY - FRONT (SEE FIGURE 20) -attaching parts-					
-14		92817102	. SCREW, HEX SOC HD CAP, 4-40 x .625					
-15		10125801	. WASHER, SPRING LOCK #4					
-16		10125603	. WASHER, PLAIN #4					
-17	29-24360	95870206	. 'O' -RING, SILICON (Lg) -----*					
-18	29-24356	77004612	. EOT/BOT ASSY -attaching parts-					
-19		92960165	. SCREW, FLAT HD, 6-32 x .38 -----*					
-20		77011571	. COVER ASSY - MAGNETIC HEAD					
-21		77011651	. COVER ASSY - TAPE PATH					
-22		77006990	. LABEL - TAPE PATH					
-23	29-24210	77010492	. TAPE CLEANER ASSY -attaching parts-					
-24		10127109	. SCREW, PAN HD 4-40 x 1.00					
-25		10125801	. WASHER, SPRING LOCK #4					
-26		77004720	. PLATE, TAPE CLEANER -----*					
-27		77015110	. COVER					
-28	29-24224	77003915	. HUB ASSEMBLY, SUPPLY REEL					
-29		77003970	. SCREW, SHOULDER					
-30	29-25447	77011100	. COVER, SUPPLY REEL HUB					

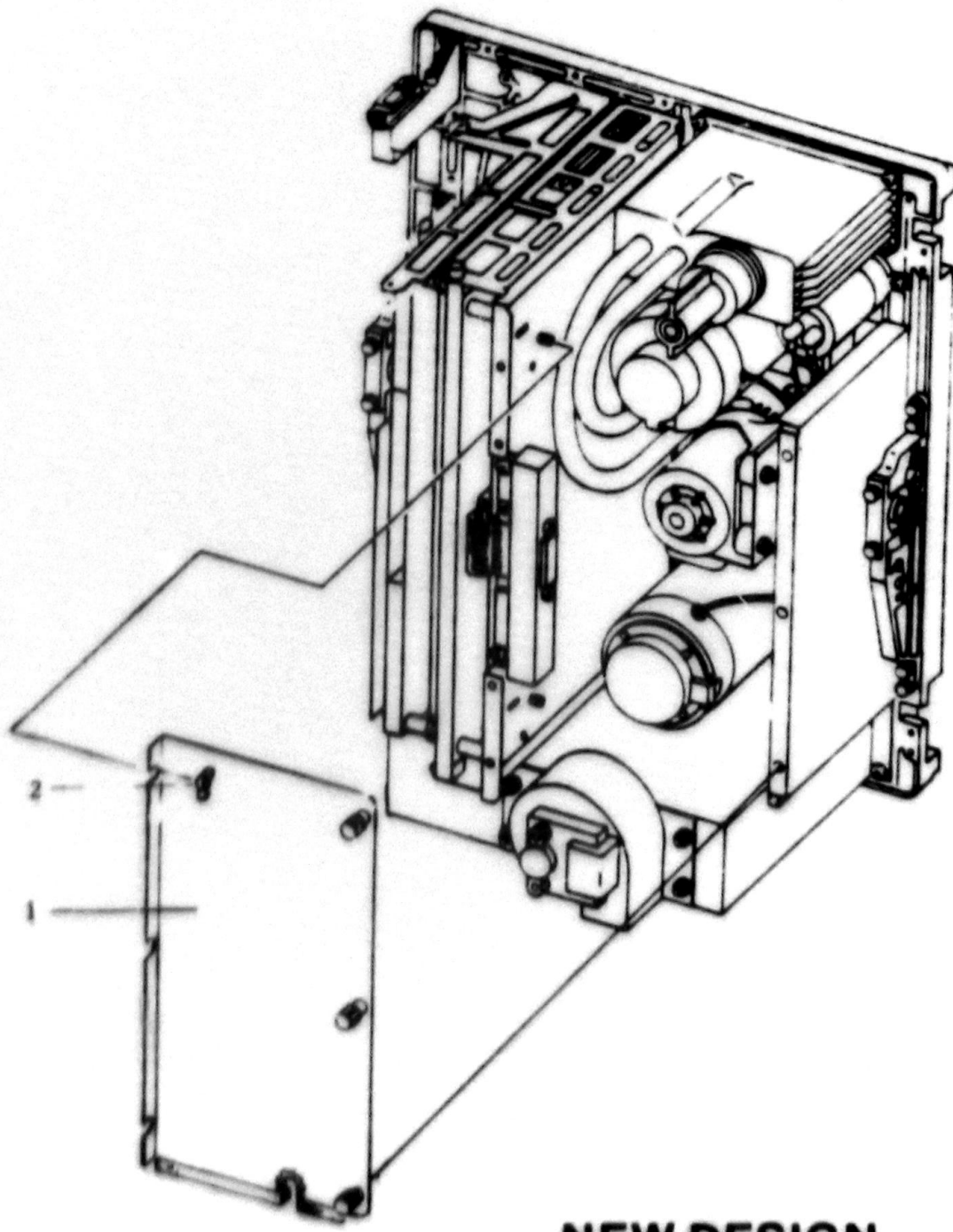


OLD DESIGN

Figure 15 EQUIPMENT ASSEMBLY - BOTTOM

INDEX NO.	DBC PART NO.	VENDOR PART NO.	DESCRIPTION					
			1	2	3	4	5	6
15-		77017351	EQUIPMENT ASSY - BOTTOM (60 HZ)					
15-		77017352	EQUIPMENT ASSY - BOTTOM (50 HZ)					
-1		77016771	. PANEL ASSY - ACOUSTICAL					
-2		95959724	. SCREW, PAN HD PH, 6-32 x .312					
-3		10125605	. WASHER, FLAT #6					
-4		53777902	. NUT & CAPTIVE WASHER ASSY					

OLD DESIGN



NEW DESIGN

Figure 15-A EQUIPMENT ASSEMBLY - BOTTOM



INDEX NO.	DEC PART NO.	VENDOR PART NO.	DESCRIPTION					
			1	2	3	4	5	6
15A-		77018561	EQUIPMENT ASSY - 60 HZ (BOTTOM)					
15A-		77018562	EQUIPMENT ASSY - 60 HZ (BOTTOM)					
-1		77023611	. DRIVE COVER ASSY					
-2		53777902	. NUT 7 LKWSHR, 6-32 .14H .312 HEX					

NEW DESIGN

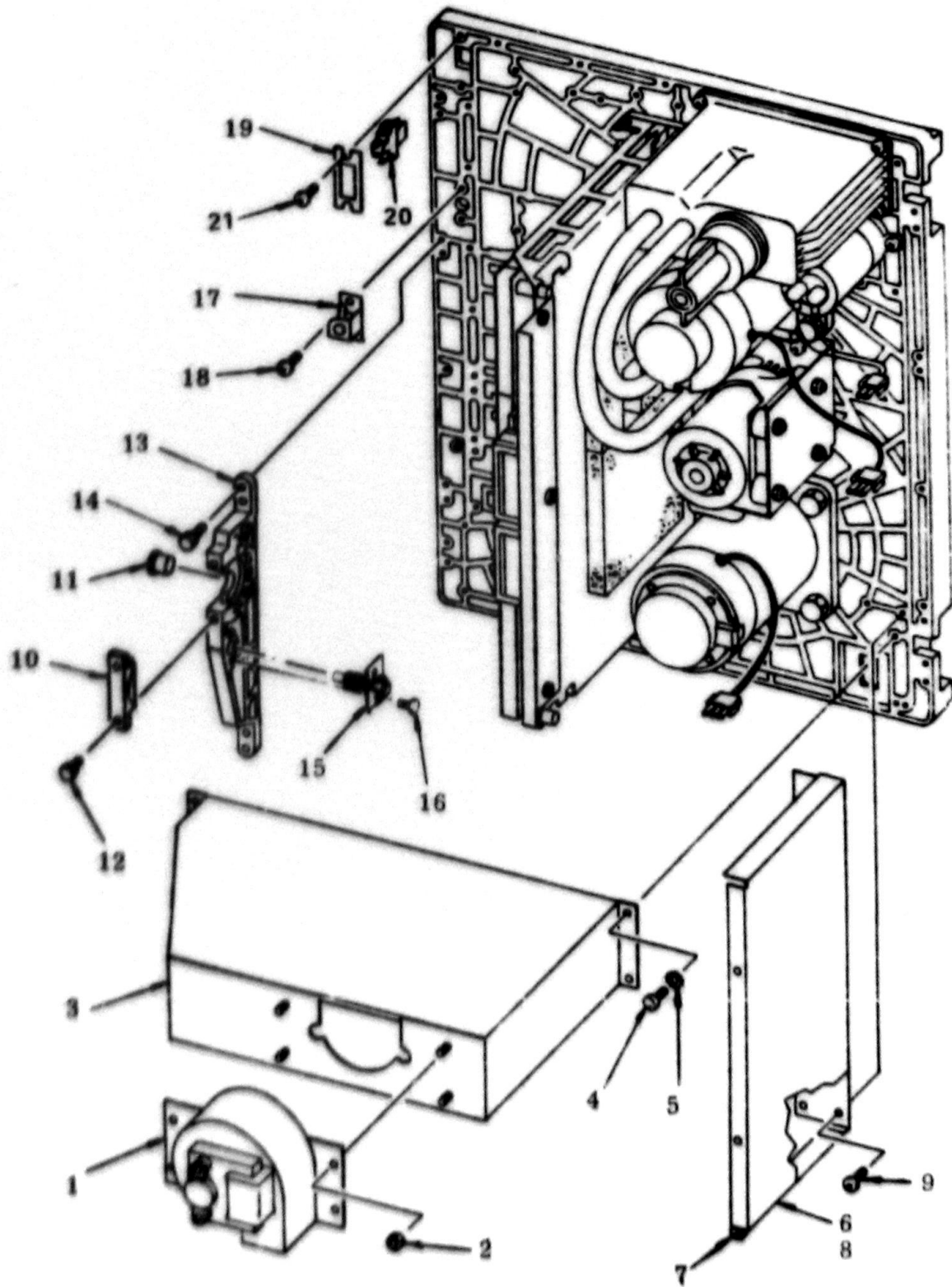


Figure 16 EQUIPMENT ASSEMBLY - BOTTOM

INDEX NO.	DEC PART NO.	VENDOR PART NO.	DESCRIPTION					
			1	2	3	4	5	6
16-		77017351	EQUIPMENT ASSY - BOTTOM (60 HZ)					
16-		77017352	EQUIPMENT ASSY - BOTTOM (50 HZ)					
-1	29-24228	95968431	. BLOWER -attaching parts-					
-2		53777903	. NUT, CAPTIVE WASHER #8 -----*					
-3	29-24220	77018412	. POWER SUPPLY (60 HZ)					
-3		77009934	. POWER SUPPLY (50 HZ) -attaching parts-					
-4		10127178	. SCREW, PAN HD CAP, 10-24 x .437					
-5		09040204	. WASHER, DISH #10 -----*					
-6		77015010	. BRACKET-POWER AMP PWA MOUNTING					
-7		77016920	. BLOCK FOAM, ACOUSTICAL					
-8	29-24223	77018430	. MODULE - POWER AMP, 10 AMP 25 IPS (SEE FIGURE 11) -attaching parts-					
-9		93590200	. SCREW, SELF THD PH PAN HD, 8-32 x .375 -----*					
-10		77015320	. CAP					
-11		93847011	. BEARING, NYLINER -attaching parts-					
-12		95843349	. SCREW - MACH -----*					
-13		77015120	. BRACKET - PIVOT -attaching parts-					
-14		99843350	. SCREW, HEX WASHER HD, 1/4-20 x .62 -----*					
-15		77018521	. PIN - INDEXING ASSEMBLY -attaching parts-					
-16		93590200	. SCREW, SELF THD PH PAN HD, 8-32 x .375 -----*					
-17		94802306	. FASTENER - ADJ PAWL -attaching parts-					
-18		93590200	. SCREW, SELF THD PH PAN HD, 8-32 x .375 -----*					
-19		77003191	. PLATE, SWITCH					
-20	29-24355	95966651	. INTERLOCK SWITCH -attaching parts-					
-21		93590200	. SCREW, SELF THD PH PAN HD, 8-32 x .375					

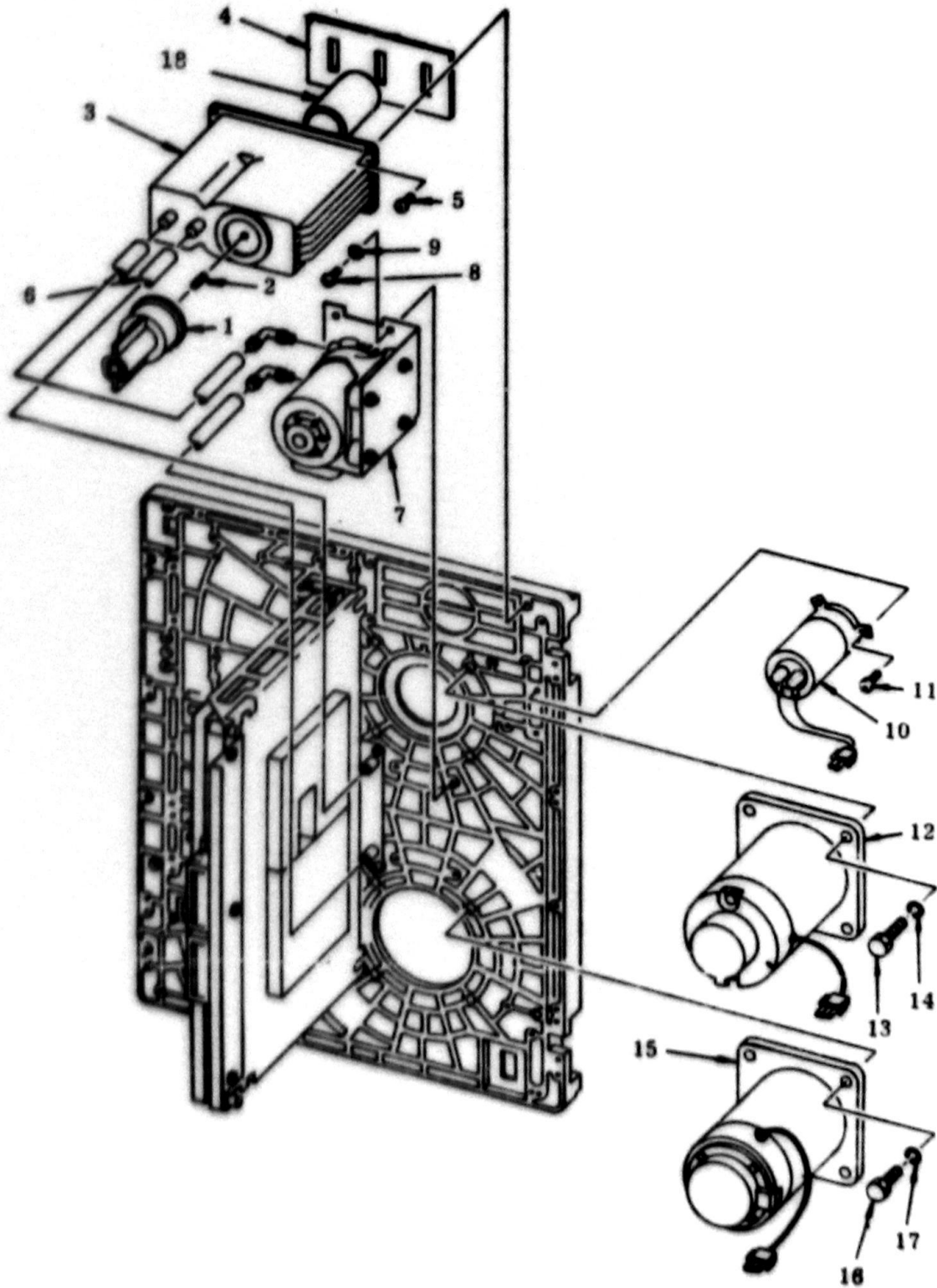


Figure 17 EQUIPMENT ASSEMBLY - BOTTOM

INDEX NO.	DEC PART NO.	VENDOR PART NO.	DESCRIPTION					
			1	2	3	4	5	6
17-		77017351	EQUIPMENT ASSY - BOTTOM (60 HZ)					
17-		77017352	EQUIPMENT ASSY - BOTTOM (50 HZ)					
-1	29-24354	77011551	. PRESSURE REGULATOR ASSY					
-2		77015420	. STUD, HOLLOW					
-3		77014990	. CHAMBER, AIR					
-4		77015390	. GASKET, CHAMBER					
			-attaching parts-					
-5		93590201	. SCREW, SELF THD PAN HD, 8-32 x .438					
			-----*-----					
-6		77011934	. TUBING - MODIFICATION, 22.00 L 'OUT'					
-7	29-24718	77011532	. COMPRESSOR ASSY, BRKT & CAP (60 HZ)					
		77019951	o COMPRESSOR ONLY (50 HZ)					
	29-25046	77011537	. UNIVERSAL COMPRESSOR ASSY (50/60 HZ)					
		77006336	. COMPRESSOR ASSY, BRKT & CAP (50 HZ)					
			-attaching parts-					
-8		95952315	. SCREW, HEX HD, 1/4-20 x .438					
-9		10126404	. WASHER, EXT LOCK, 1/4					
			-----*-----					
-10	29-24357	12117904	. CAP - CA, 13-17K MF/2 POSN CONN					
			-attaching parts-					
-11		93590200	. SCREW, SELF THD PAN HD, 8-32 x .375					
			-----*-----					
-12	29-24213	77006162	. MOTOR ASSY - TAKE UP REEL (SEE FIGURE 10)					
			-attaching parts-					
-13		10126530	. SCREW, PH HEX HD CAP, 3/8-16 x 1.00					
-14		10125800	. WASHER, SPRING LOCK, 3/8					
			-----*-----					
-15		77006577	. MOTOR ASSY - SUPPLY REEL (SEE FIGURE 9)					
			-attaching parts-					
-16		10126530	. SCREW, PH HEX HD CAP, 3/8-16 x 1.00					
-17		10125800	. WASHER, SPRING LOCK, 3/8					
-18	29-24227	95966090	. FILTER					

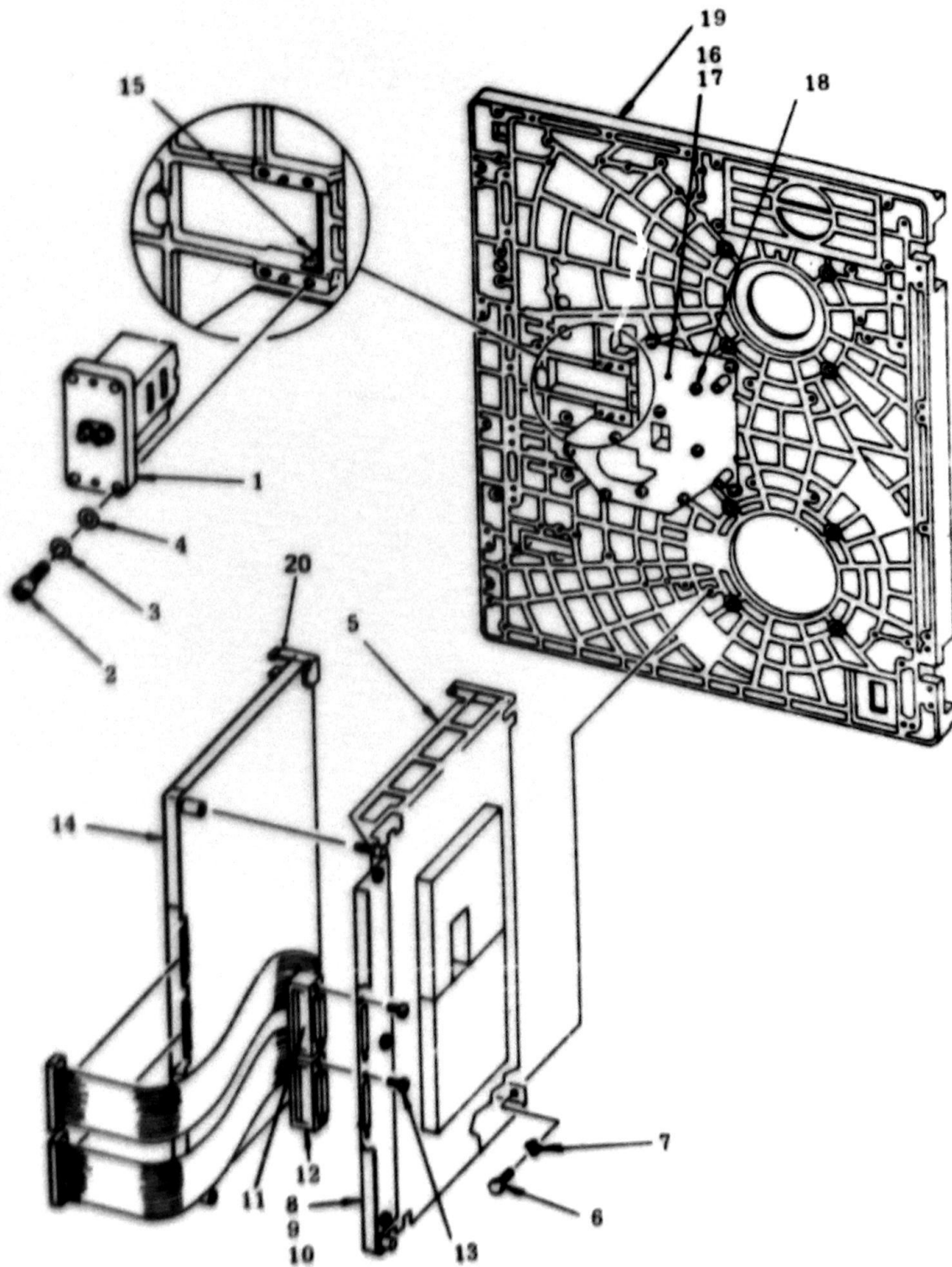


Figure 18 EQUIPMENT ASSEMBLY - BOTTOM

INDEX NO.	DEC PART NO.	VENDOR PART NO.	DESCRIPTION					
			1	2	3	4	5	6
18-		77017351	EQUIPMENT ASSY - BOTTOM (60 HZ)					
18-		77017352	EQUIPMENT ASSY - BOTTOM (50 HZ)					
-1	29-24215	77015881	. MAG HD INSTL & INSTR KIT -attaching parts-					
-2		92817165	. SCREW, SOC HD CAP 6-32 x .69					
-3		10125803	. WASHER, SPRING LOCK #6					
-4		10125605	. WASHER, FLAT #6 -----*					
-5		77011523	. CARD CAGE ASSY -attaching parts-					
-6		93590202	. SCREW, SELF THD PAN HD, 8-32 x .500					
-7		09040203	. WASHER, DISH #8 DBL LOCK -----*					
-8		77017480	. BRACKET, EXTENDER					
-9		95959725	. SCREW, PAN HD PH, EXT. T., LW					
-10		10125605	. WASHER, FLAT #6					
-11		77017711	. CA - SIG, 50 POSN, D SKT/EDGE CONN					
-12		77017721	. CA - SIG, 50 POSN, D PIN/EDGE CONN -attaching parts-					
-13		95969230	. STAND-OFF STUD -----*					
-14		77011512	. CARD SET ASSY - 25 IPS					
	29-24221	77018443	. . FORMATTER CONTROL MODULE					
	29-24222	77018423	. . READ/WRITE/SERVO MODULE					
-15		77007090	. LINER, SILICONE FOAM RUBBER					
-16		77014390	. GASKET, PLENUM COVER					
-17		77014380	. COVER, PLENUM -attaching parts-					
-18		93590200	. SCREW, SELF THD PAN HD, 8-32 x .375 -----*					
-19		77014312	. TAPE DECK, MACHINING					
-20		77011860	. HINGE CLIPS					

NOTE - KIT, AIR BEARING P/N 29-24359 HAS PARTS 2, 5, 10 & 14

INDEX NO.	DEC PART NO.	VENDOR PART NO.	DESCRIPTION					
			1	2	3	4	5	6
19-		77004213	AIR BEARING ASSY - REAR					
-1		77005020	. GUARD, SPRING GUIDE REAR					
-2	29-24218	77004255	. GUIDE - TAPE, SPRING AIR BEARING -attaching parts-					
-3		92748084	. SCREW, HD PHL, 4-40 x .312 -----*					
-4		77004241	. FOIL & HOUSING ASSY, REAR AIR BEARING					
-5	29-24361	95870205	. 'O' RING, SILICON					
-6		77004220	. GUIDE, TAPE - REAR AIR BEARING -attaching parts-					
-7		10127103	. SCREW, PAN HD, 4-40 x .312					
-8		10125801	. WASHER, SPRING LOCK 4					
-9		10125702	. SCREW, FLAT HD, 4-40 x .250 -----*					
-10	29-24219	95967710	. TRANSDUCER PRESS, SOLID STATE -attaching parts-					
-11		92815107	. SCREW, CAP SOC HD, 4-40 x 1.0					
-12		10125603	. WASHER, PLAIN 4					
-13		10125801	. WASHER, SPRING LOCK 4					
-14	29-24360	95870206	. 'O' RING, SILICON (Lg)					

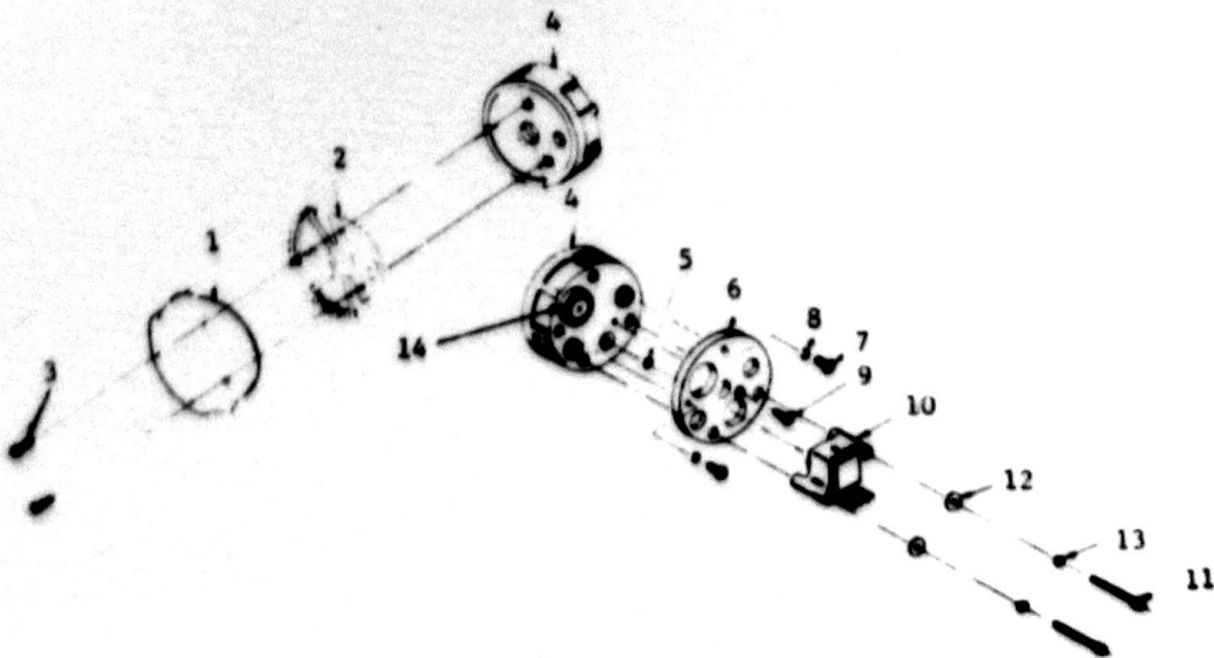


Figure 19 AIR BEARING ASSY - REAR

NOTE - KIT, AIR BEARING P/N 29-24359 HAS PARTS 2, 10 & 14

INDEX NO.	DEC PART NO.	VENDOR PART NO.	DESCRIPTION					
			1	2	3	4	5	6
20-		77004333	AIR BEARING ASSY - FRONT					
-1		77005030	. GUARD SPRING GUIDE FRONT					
-2	29-24226	77004254	. GUIDE - TAPE, SPRING AIR BEARING -attaching parts-					
-3		92748084	. SCREW, HD PHL, 4-40 x .312 -----*					
-4		77004361	. FOIL & HOUSING ASSY, FRONT AIR BEARING					
-5		77004340	. GUIDE, TAPE - FRONT AIR BEARING -attaching parts-					
-6		10125702	. SCREW, FLAT HD, 4-40 x .250					
-7		10127103	. SCREW, PAN HD, 4-40 x .312					
-8		10125801	. WASHER, SPRING LOCK, 4 -----*					
-9	29-24219	95967710	. TRANSDUCER PRESS SOLID STATE					
-10	29-24361	95870205	. 'O' RING, SILICON -attaching parts-					
-11		92815107	. SCREW, CAP SOC HD, 4-40 x 1.0					
-12		10125801	. WASHER, SPRING LOCK 4					
-13		10125603	. WASHER, PLAIN 4					
-14	29-24360	95870206	. 'O' RING, SILICON (Lg)					

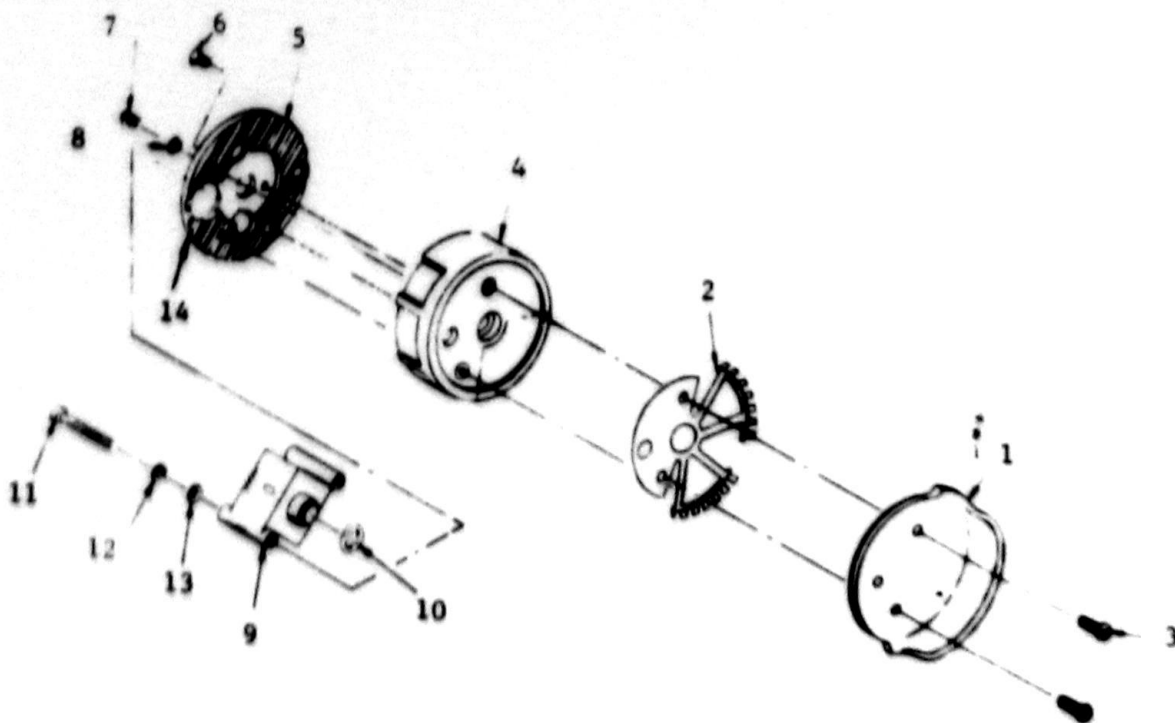


Figure 20 AIR BEARING ASSY - FRONT

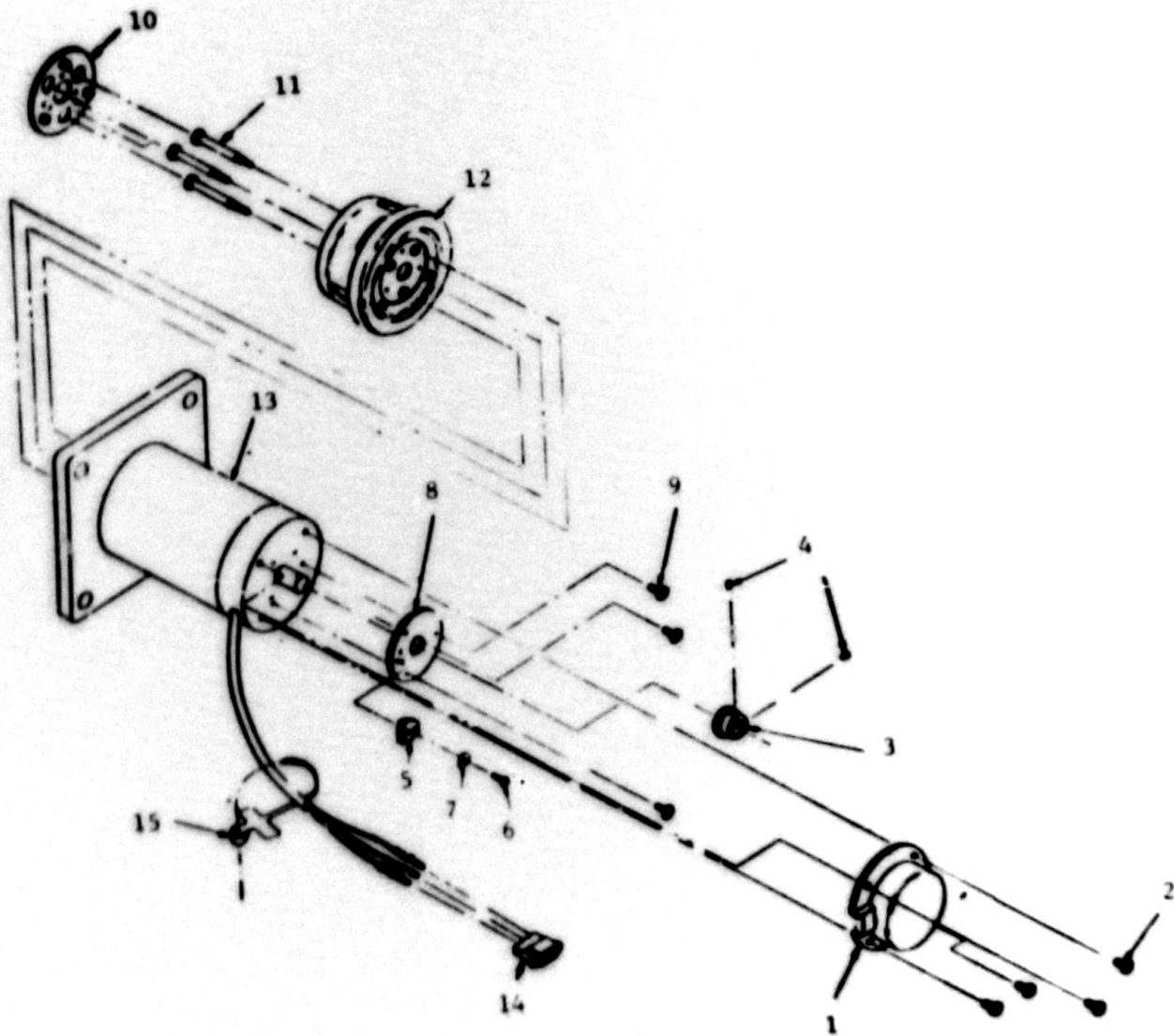


Figure 21 MOTOR ASSEMBLY, SUPPLY REEL

INDEX NO.	DEC PART NO.	VENDOR PART NO.	DESCRIPTION					
			1	2	3	4	5	6
21-		77006577	MOTOR ASSY, SUPPLY REEL					
-1		77002240	. COVER, TACHOMETER -attaching parts-					
-2		95959702	. SCREW, EXT TOOTH, 4-40 x .312 -----*					
-3	29-24358	77007560	. HUB ASSEMBLY - TACHOMETER					
-4		95834709	. SCREW, SET, 4-40 UNC x .188 LG					
-5	29-24211	95966083	. SENSOR ASSEMBLY, 1 LINE TACH					
-6		95959703	. SCREW, EXT TOOTH, 4-40 x .375					
-7		10125603	. WASHER, PLAIN 4					
-8		77002230	. PLATE, MOUNTING, SENSOR					
-9		95959725	. SCREW, EXT TOOTH, 6-32 x .375 -----*					
-10		77011180	. COVER - SUPPLY REEL HUB					
-11		77003970	. SCREW, SHOULDER					
-12	29-24224	77003916	. HUB ASSEMBLY - SUPPLY REEL					
-13		77015532	. MOTOR ASSEMBLY, REEL					
-14		95929001	. CONNECTOR HSG, PIN/SKT					
-15		94277407	. STRAP, MKR TIE 18LB, .091W 3.63L					

INDEX NO.	DEC PART NO.	VENDOR PART NO.	DESCRIPTION					
			1	2	3	4	5	6
22-	29-24213	77006162	MOTOR ASSEMBLY, TAKE-UP REEL					
-1		95966061	. TACHOMETER, 1000 LINE					
-2		94671586	. TORQUE SEAL					
-3		95959703	. SCREW, EXT TOOTH, 4-40 x .375					
			-----*					
-4		95929001	. CONNECTOR, HSG, PIN/SKT					
-5		N/A						
-6		94277407	. STRAP-MKR TIE 18LB, .091W, 3.63L					
-7		77015532	. MOTOR ASSEMBLY, REEL					

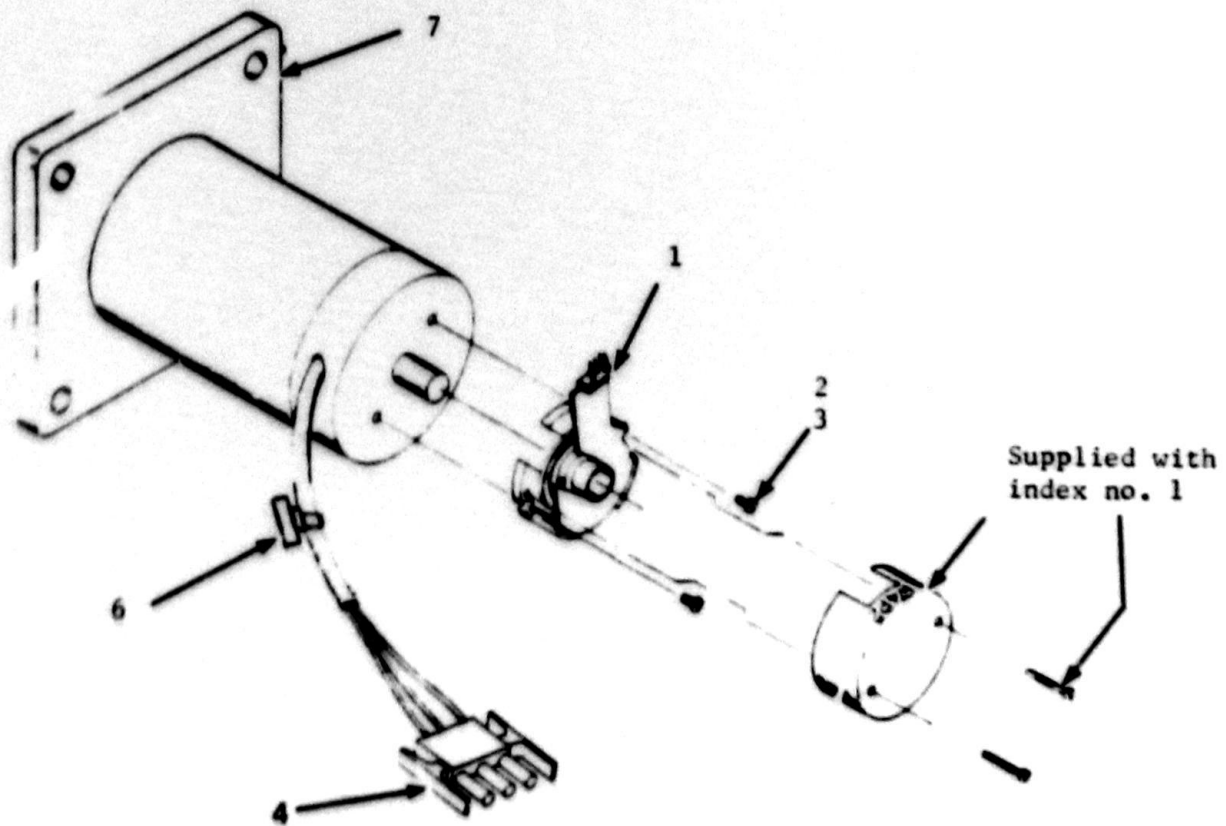


Figure 22 MOTOR ASSEMBLY, TAKE-UP REEL

INDEX NO.	DEC PART NO.	VENDOR PART NO.	DESCRIPTION					
			1	2	3	4	5	6
23-		77010862	CABLE ASSY W-1, W-9, PWA TO XDUCER					
-1		51870304	. CONN-HSG, SKT 4 POSN .100 SGL ROW					
-2		94245618	. CONT, SKT 22-26 BERG 103/036 TN					
-3		24548309	. WIRE 24G 0487041 8 PVC 300V 7 x 32					
-4		94277400	. STRAP - CA TIE 18 LB .091W 3.63L					




Figure 23 Cable Assembly

INDEX NO.	DEC PART NO.	VENDOR PART NO.	DESCRIPTION					
			1	2	3	4	5	6
24-		77006552	CABLE ASSY, W-6, READ FLAT					
-1		95967670	. CABLE, 28G 18 COND RBN 2 SHIELD					
-2		15180221	. CONN - PLUG 20 POSN 2 ROW RBN CA					
-3		15180220	. CONN - PLUG 2 ROW RBN CA, DWG					

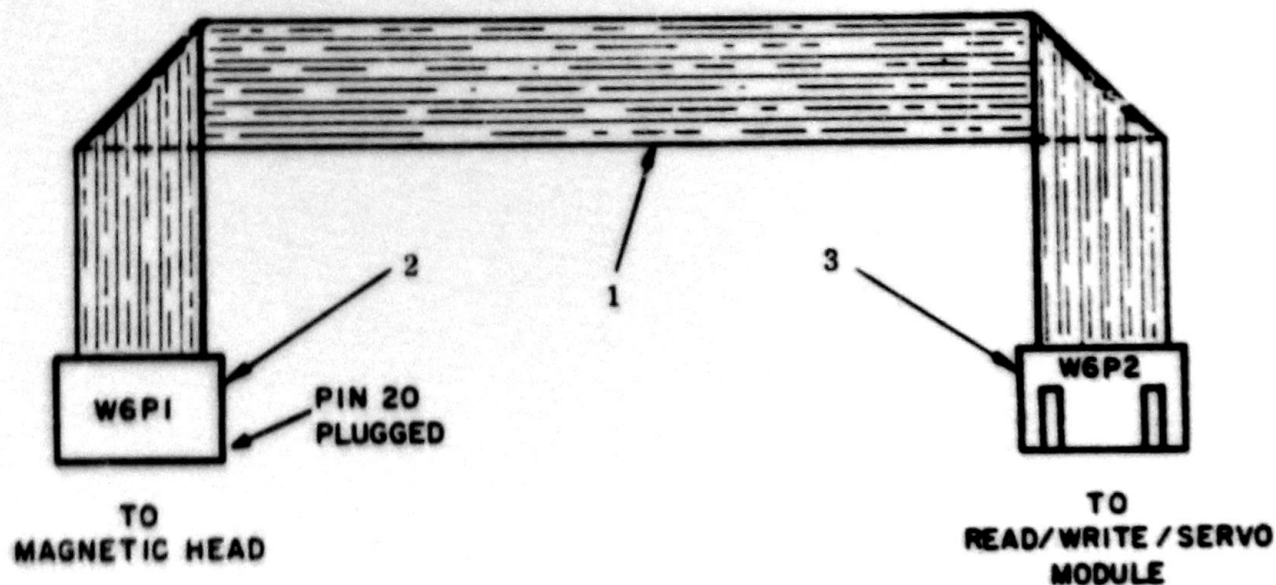


Figure 24 Cable Assembly

INDEX NO.	DEC PART NO.	VENDOR PART NO.	DESCRIPTION					
			1	2	3	4	5	6
25-		77011581	CABLE ASSY - SIG FC PA/PS, W-2					
-1		95967360	. CONN - PLG, SKT 10 POSN .055P RBN					
-2		95967340	. CABLE RIB 28 AWG .055P 10 COND					
-3		94277407	. STRAP - MKR TIE 18 LB .091W 3.63L					

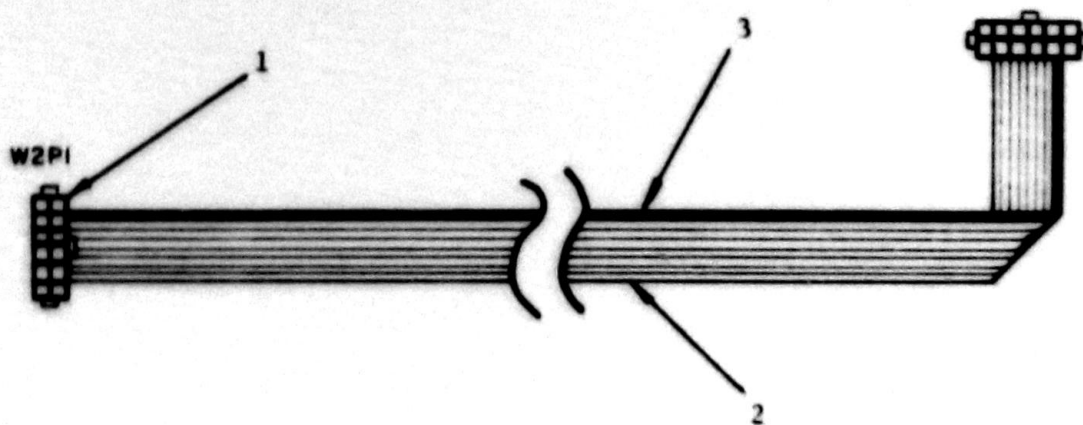


Figure 25 Cable Assembly

INDEX NO.	DEC PART NO.	VENDOR PART NO.	DESCRIPTION					
			1	2	3	4	5	6
26-		77014171	CABLE ASSY - AC PWR, CBI/PS PWA					
-1		95929002	. CONN-HSG, PIN/SKT 4 UNIV-PLUG					
-2		15003301	. WIRE 18 AWG					
-3		15003306	. WIRE HKP 18 AWG					
-4		95933400	. CONT-SKT 20-14G 130/MAX (UNIV) TN					
-5		95963312	. TERM-SKT, INS .032 x .250 TAB 22-18					
-6		94277409	. STRAP - MKR TIE 18 LB .093W 4 LG					
-7		94277400	. STRAP - CA TIE 18 LB .091W 3.63L					

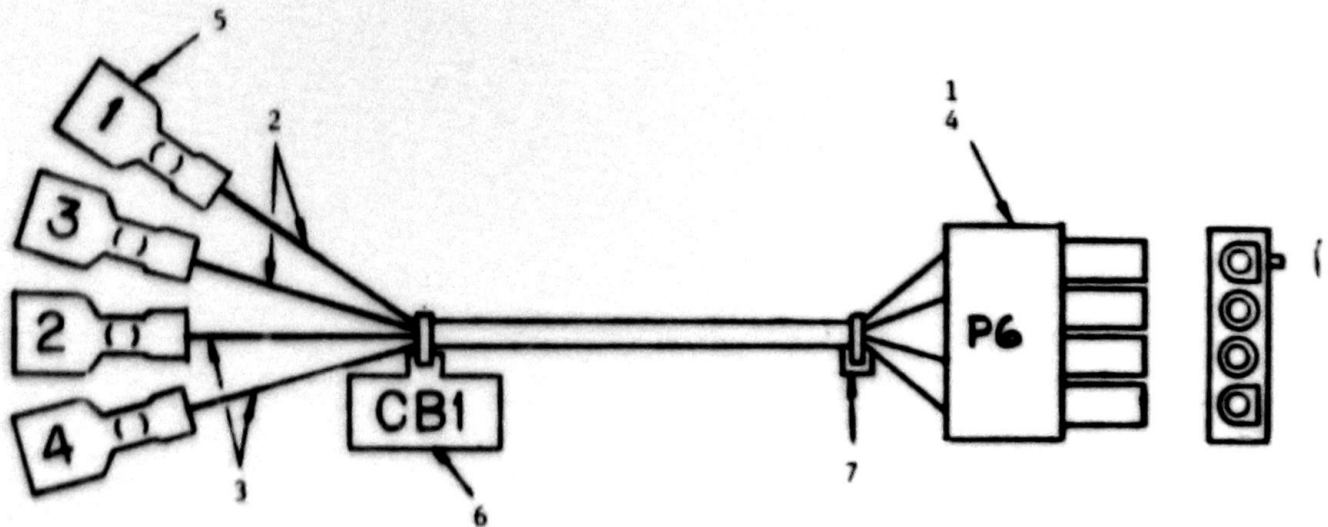


Figure 26 Cable Assembly

INDEX NO.	DEC PART NO.	VENDOR PART NO.	DESCRIPTION					
			1	2	3	4	5	6
27-		77015561	CABLE ASSY - W5 WRITE - FLAT					
-1		95967345	. CA - RBN 30 COND 28G 300V 7/36PVC					
-2		15180223	. CONN - PLUG 30 POSN 2 ROW RBN CA					
-3		15180222	. CONN - PLUG 30 POSN 2 ROW RBN CA					
-4		95813200	. CONNECTOR, RECEPTACLE					
-5		95932800	. KEY, PLUG					
-6		93154204	. TUBING, HEAT SHRINK					
-7		24534707	. SLVG - HTSHRK, FROM .09 TO .05 BLK					




Figure 27 Cable Assembly

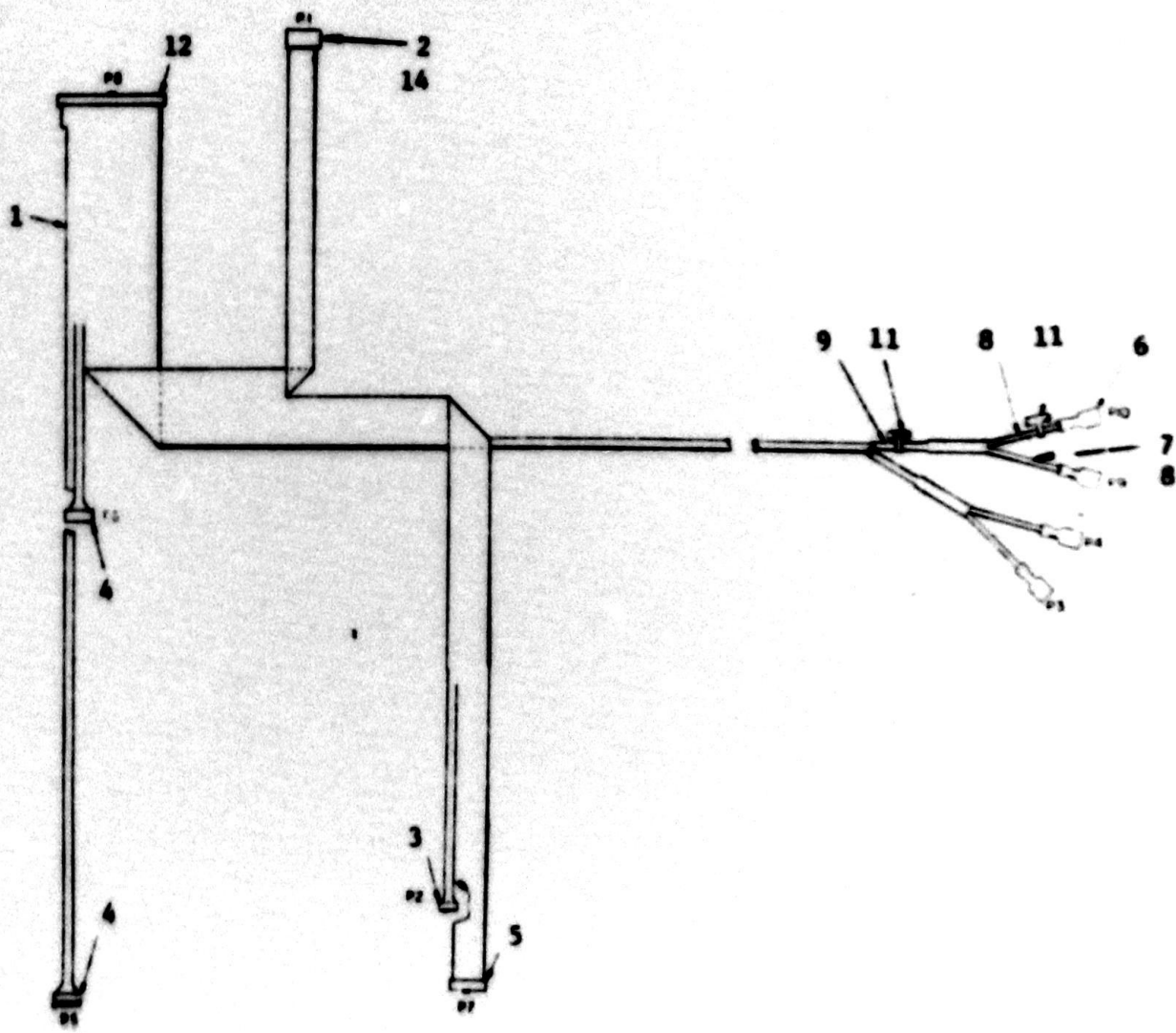


Figure 28 Cable Assembly



INDEX NO.	DEC PART NO.	VENDOR PART NO.	DESCRIPTION					
			1	2	3	4	5	6
28-		77011622	CABLE ASSY - W3, R/W/ALL SENSORS					
-1		95967348	. CABLE - RBN 44 COND 28G 300V 7/36PVC					
-2		95967410	. CONN-SKT .10SPX .300 DBL ROW 14 POSN					
-3		15014443	. CONN-HSG 4 POSN					
-4		77613558	. CONN-SKT 6 POSN .10SP-RBN CA					
-5		95967361	. CONN-PLG, SKT 14 POSN .05SP RBN					
-6		95963318	. TERM-SKT, INS .032 x .187 TAB 22-18					
-7		15003400	. WIRE 20G 60 INS 000PVC 300V 10/30					
-8		24534706	. SLVG-HT SHRK, FROM .12 TO .06 BLK					
-9		24534707	. SLVG-HT SHRK, FROM .19 TO .09 BLK					
-10			N/A					
-11		94277407	. STRAP-MKR TIE 18 LB .091W 3.63L					
-12		95967367	. CONN-PLG, SKT 44 POSN .05SP RBN					
-13		15014424	. CONTACT-SKT 22-30G .062					
-14		95932800	. KEY, PLUG					

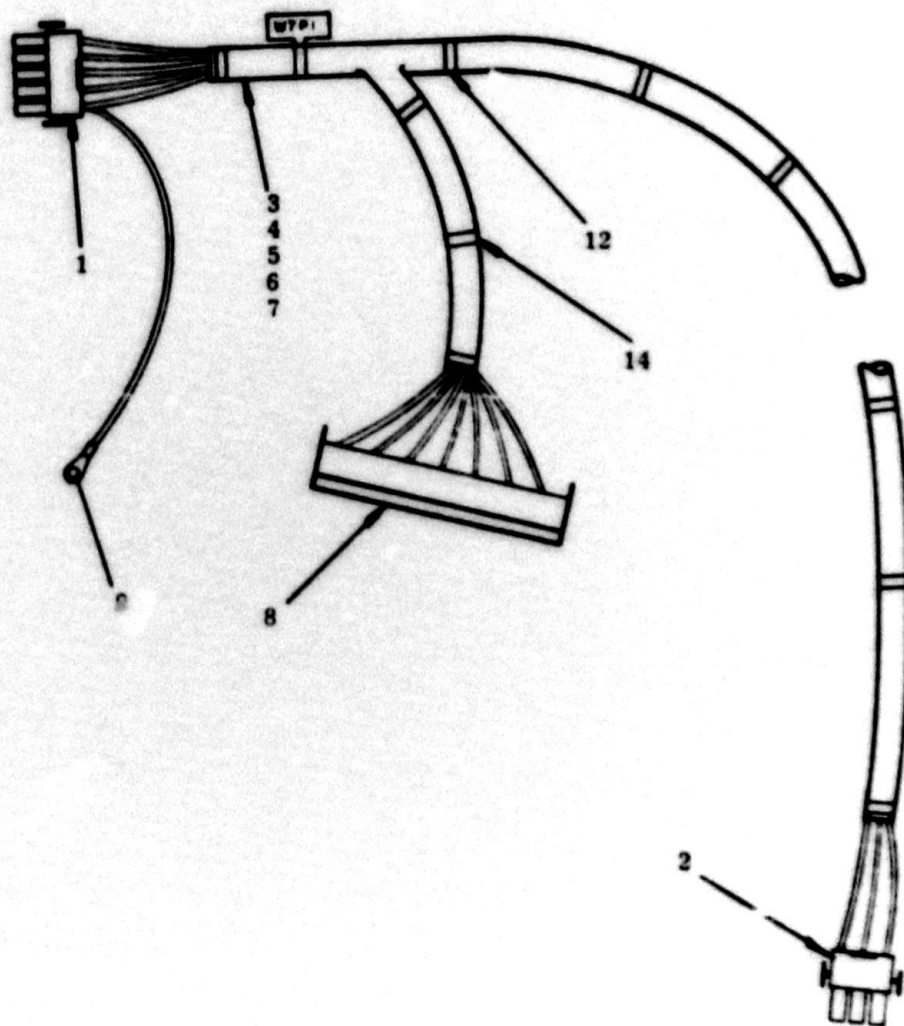


Figure 29 Cable Assembly

INDEX NO.	DEC PART NO.	VENDOR PART NO.	DESCRIPTION
			1 2 3 4 5 6
29-		77011591	CABLE ASSY - W7, PWR/AMP/PC+RW
-1		95929006	. CABLE-HSG, PIN/SKT 15 UNIV-PLUG
-2		95929004	. CONN-HSG, PIN/SKT 9 UNIV-PLUG
-3		95858700	. WIRE, 14G 120 INS 0 PVC 600V 41/30
-4		95858702	. WIRE, 14G 120 INS 2 PVC 600V 41/30
-5		95858713	. WIRE, 14 G 120 INS 24 PVC 600V 41/30
-6		15003240	. WIRE, ELEC, 16 84 INS 292 PVC 300V 26/30
-7		95858727	. WIRE, ELEC, INS, 14 AWG, BLUE/WHT
-8		77011611	. CA-PWA PWR CONN
-9		95867014	. TERM-R, INS 8/10, 16-14G 170/MAX N/A
-10			
-11		95933400	. CONT-SKT 20-14G 130/MAX (UNIV) TN
-12		94277400	. STRAP-CA TIE 18 LB .091W 3.63L
-13		95933410	. CONT-SKT 12-10G 160/MAX (UNIV) TN
-14		94277401	. STRAP-CA TIE 50 LB .184W 7.31L

INDEX NO.	DEC PART NO.	VENDOR PART NO.	DESCRIPTION					
			1	2	3	4	5	6
30-	29-24223	7701843x	PWR AMP BD ASSY (7704119x)					
-1		77015250	. BRKT-ANGLE, 8 POSN					
-2		92498021	. TERMINAL, SWAGER					
-3		95643806	. WASHER, INSULATED SHOULDER					
-4		95948403	. STUD, SELF-CLINCH, 4-40 X.500					
-5		94618301	. NUT-SPL, HEX, 4-40, .060 THK					
-6		10125801	. WASHER, SPRING LOCK 4					
-7		94277401	. STRAP-CA TIE, 50 LB. 184W, 7.31L					
-8		95967640	. INSULATOR MICA					

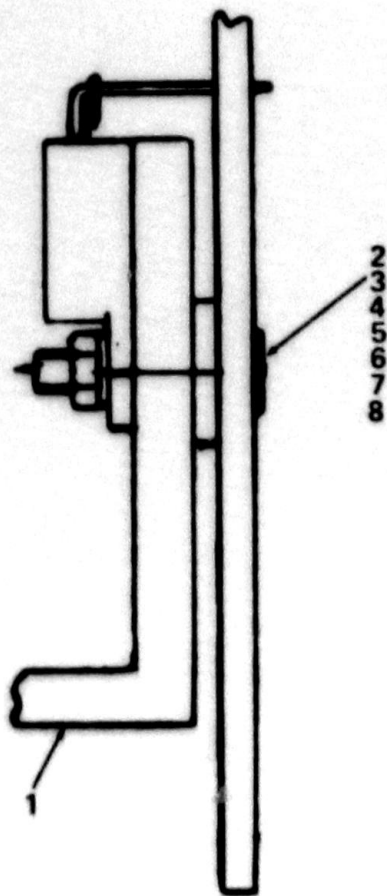


Figure 30 POWER AMP BOARD ASSEMBLY

PART NUMBER/DESCRIPTION SORT



TU80 SORTED BY DEC PART NUMBER

DEC PART NO.	DESCRIPTION	FIG. NO.	ITEM
12-12111-00	Filter, Air Foam	5	14
12-12972-02	Spring, Receptacle	4	4
12-12972-02	Spring, Receptacle Fastener	9	4
12-12972-03	Grommet, Retainer	5	11
12-12972-03	Grommet, Retainer	12	7
12-12972-06	Fastener	12	6
12-12972-06	Fastener	5	10
12-13121-05	Filter, Air Foam	12	11
12-13716-02	Spacer, Foam	1	40
12-13756-07	Ground Strap	1	4
12-13756-12	Ground Strap	12	12
12-13756-12	Ground Strap (deleted)	5	15
12-13756-20	Ground Strap	8	4
12-15843-02	Clip, Flat Cable	1	39
12-16225-01	Spring, Compression	5	7
12-16225-01	Spring, Compression	12	3
12-16373-02	Leveler, Foot	11	2
12-18912-01	Clip, Cable 3/4"	1	44
12-19010-00	Bushing, Snap-In (deleted)	12	5
12-19010-00	Bushing, Snap-In	5	8
12-19534-01	Screw, Captive Slotted Hd No. 4-40 x 3/16	1	Not Shown
17-00199-10	Cord Set (added)	1	63
22-00011-00	Cleaning Kit, DEC Magtape	1	Not Shown
23-764A9-00	ROM (TS11)	1	Not Shown
29-24210	TAPE CLEANER ASSY	14	23
29-24211	Sensor, File Protect	14	9
29-24211	SENSOR ASSEMBLY, 1 LINE TACH	21	5
29-24212	HUB ASSY - TAKE-UP REEL	14	3
29-24213	MOTOR ASSY - TAKE UP REEL	17	12
29-24213	MOTOR ASSEMBLY, TAKE-UP REEL	22	N/A
29-24215	MAG HD INSTL & INSTR KIT	18	1
29-24218	Guide - Tape, Spring Air Bearing	19	2
29-24219	Transducer Press, Solid State	19	10
29-24219	Transducer Press Solid State	20	9
29-24220	POWER SUPPLY (60 HZ)	16	3
29-24221	Formatter Control Module	18	14
29-24222	Read/Write/Servo Module	18	14
29-24223	Module - Power Amp, 10 Amp 25 ips	16	8
29-24223	PWR AMP BD ASSY (7704119X)	30	N/A
29-24224	HUB ASSEMBLY, SUPPLY REEL	14	28

*** NOTE ***

When the description includes "added" or "deleted", ALWAYS refer to the figure parts list for the latest related part description.

TU80 SORTED BY DEC PART NUMBER

DEC PART NO.	DESCRIPTION	FIG. NO.	ITEM
29-24224	HUB ASSEMBLY - SUPPLY REEL	21	12
29-24226	Guide - Tape, Spring Air Bearing	20	2
29-24227	Filter	17	18
29-24228	Blower	16	1
29-24354	PRESSURE REGULATOR ASSY	17	1
29-24355	Interlock Switch	16	20
29-24356	EOT/BOT ASSY	14	18
29-24357	Cap - Ca, 13-17K MF/2 Posn Conn	17	10
29-24358	HUB ASSEMBLY - TACHOMETER	21	3
29-24360	'O' -Ring, Silicon (Lg)	14	17
29-24360	'O' Ring, Silicon (Lg)	20	14
29-24360	'O' Ring, Silicon (Lg)	19	14
29-24361	'O' Ring, Silicon	19	5
29-24361	'O' Ring, Silicon	20	10
29-24718	COMPRESSOR ASSY, BRKT & CAP (60 HZ)	17	7
29-25038	Gas Spring	13	11
29-25046	Universal Compressor Assy (50/60 Hz)	17	7
29-25343	TOP COVER ASSEMBLY	13	1
29-25397	INTERLOCK SWITCH ACTUATOR ASSEMBLY	13	12
29-25398-00	Cord Set, 120V 60 Hz (added)	1	67
29-25399-00	Cord Set, 240V 50 Hz (added)	1	67
29-25447	Cover, Supply Reel Hub	14	30
30-18709-08	Tape, Mag 1/2" 2400'	1	Not Shown
30-20482-01	TAPE TRANSPORT ASSEMBLY 60 Hz	1	2
30-20482-02	TAPE TRANSPORT ASSEMBLY 50 Hz	1	2
36-13272-00	Label, "Ground"	5	Not Shown
36-13272-00	Label, "Ground"	12	Not Shown
36-13272-00	Label, Adh. Backed Mylar Cap	1	Not Shown
36-13276-20	Label, "Ground Symbol"	8	Not Shown
36-17250-00	Label, Caution	1	Not Shown
36-17674-00	Label, Serial, Power Universal	1	Not Shown
36-17674-00	Label, Serial Power Universal (added)	1	Not Shown
36-17674-01	Label, Serial/Power w/UL/CSA	1	Not Shown
36-17880-03	Label, FCC, Class A Peripheral	1	Not Shown
36-18307-05	Label, Assy, 04, 01	1	Not Shown
36-20558-01	Label, "TU80"	1	Not Shown
36-20559-01	Label, Operator Fault Recovery	1	Not Shown
70-08288-0F	PDP11 Sense Cable Assembly	1	Not Shown
70-16407-00	Trim Assembly	7	5
70-16532-00	Weldment, Rear Door	12	1

*** NOTE ***

When the description includes "added" or "deleted", ALWAYS refer to the figure parts list for the latest related part description.

TU80 SORTED BY DEC PART NUMBER

DEC PART NO.	DESCRIPTION	FIG. NO.	ITEM
70-16533-00	REAR DOOR ASSEMBLY (40")	9	1
70-16533-00	REAR DOOR ASSEMBLY	12	N/A
70-16534-00	END PANEL ASSEMBLY (40")	8	1
70-16541-00	Panel, Weldment, End (40")	8	2
70-16547-00	Roll Form, Weldment (40")	8	3
70-16703-00	Stop, Rear Door	9	5
70-16703-02	Stop, Door	4	9
70-19184-00	Door, Front Weldment	5	1
70-19542-00	FRONT DOOR ASSEMBLY	4	11
70-19542-00	FRONT DOOR ASSEMBLY	5	N/A
70-19922-00	Cable Assembly	1	Not Shown
70-19923-00	Cable Assembly (Female)	1	Not Shown
72-27144-01	Foam, Tape (Rework)	3	8
74-13707-02	Strip Velcro	12	15
74-13707-04	Strip, Velcro	5	13
74-14213-00	Sticker, UL (deleted)	1	Not Shown
74-15314-02	Bezel, (10-1/2")	6	1
74-15711-02	Pin, Pilot	6	3
74-21903-00	Bracket, Retaining Trim	7	1
74-22204-00	Foot, Extension	11	1
74-22221-00	Bracket, Door Hinge/End Panel Lock	8	8
74-22222-00	Bracket, Door Lock	9	2
74-22222-00	Bracket, Door Lock	4	3
74-22267-00	Bracket, Door Lock Mounting	4	1
74-22267-00	Bracket, Door Lock Mounting	9	3
74-22619-00	Pin, Pivot	12	9
74-23349-00	Washer, Rectangular	10	5
74-23352-00	Shim	10	4
74-24063-00	Casting Stabilizer	10	1
74-24074-00	Coupler	10	2
74-24417-00	Screw, Hex Hd	11	3
74-25161-01	Lock, End Panel (added)	1	56
74-25959-01	Retainer, Cable (added)	1	58
74-25960-01	Bracket, Bulk Head (deleted)	1	57
74-25960-01	Bracket, Bulk Head (added)	1	57
74-26147-00	Pin, Door Hinge	5	6
74-26147-00	Pin, Door Hinge	12	2
74-26407-12	Panel, Double (TU80)	1	Not Shown

*** NOTE ***

When the description includes "added" or "deleted", ALWAYS refer to the figure parts list for the latest related part description.

TU80 SORTED BY DEC PART NUMBER

DEC PART NO.	DESCRIPTION	FIG. NO.	ITEM
74-26781-01	Vent, Rear	3	1
74-26781-02	Vent Rear	3A	1
74-26782-01	Bracket, Latch Strike	5	2
74-26783-01	Strip, Trim Front Door	4	15
74-26784-01	Bracket, Door Pivot (Bottom)	4	7
74-26785-01	Bracket, Door Pivot (Top)	4	6
74-27144-01	Foam, Tape (Rework)	4	16
74-27213-01	Bracket, Gas Spring	3	3
74-27219-01	Bracket, Rear Vent	3	2
74-27258-01	Bracket, Rear Vent Support	3A	4
74-27258-01	Bracket, Rear Vent Support	3	6
74-27258-02	Bracket, Rear Vent Support	3	7
74-27258-02	Bracket, Rear Vent Support	3A	5
74-27292-01	Frame, I/O Double Quad	1	Not Shown
74-27752-01	Bezel, TU8X	4	12
74-27753-01	Bezel, Insert (TU80)	1	37
74-28575-01	Plate, Chassis	1	33
74-29028-01	Panel, TU80	1	Not Shown
74-29029-01	Bracket, Trim Strip (deleted)	1	28
74-29030-01	Bracket, Cabinet Support (added)	1	62
74-29030-01	Bracket, Cabinet Support (deleted)	1	62
74-29958-01	Bracket, Cable Mounting (added)	1	66
74-30429-01	Bracket, Shipping (added)	1	76
74-30430-01	Bracket, Stabilizer Ground R.H. (added)	1	68
74-30430-02	Bracket, Stabilizer Ground L.H. (added)	1	69
74-30520-01	Ballast, Cab (added)	1	77
74-32560-01	Bracket, Bulk Head (added)	1	57
874-B	874 POWER CONTROLLER 240V 12A (deleted)	1	3
874-D	874 POWER CONTROLLER 120V 24A	1	3
874-F	874 POWER CONTROLLER 240V 12A (added)	1	3
90-00043-02	Screw, Hex Hd No. 1/2-13 x 3/4	10	7
90-00049-38	Screw, Slotted Hex Hd No. 10-32 x 3/8 (added)	5	16
90-00049-38	Screw, Sems Slotted Hd No. 10-32 x 3/8 (added)	12	13
90-00049-38	Screw, Sems Slotted Hd No. 10-32 x 3/8	8	5
90-06022-01	Screw, Phl Pan Hd No. 6-32 x 3/8	5	3
90-06022-01	Screw, Phl Pan Hd No. 6-32 x 3/8	1	46
90-06037-01	Screw, Phl Pan Hd No. 8-32 x 3/8	1	34
90-06070-02	Screw, Phl Flat Hd No. 10-32 x 5/16	3	9
90-06074-01	Screw, Phl Pan Hd No. 10-32 x 5/8	7	6

*** NOTE ***

When the description includes "added" or "deleted", ALWAYS refer to the figure parts list for the latest related part description.

TU80 SORTED BY DEC PART NUMBER

DEC PART NO.	DESCRIPTION	FIG. NO.	ITEM
90-06075-01	Screw, Phl Pan Hd No. 10-32 x 3/4	1	51
90-06075-03	Screw, Phl Truss Hd No. 10-32 x 1 (added)	1	70
90-06243-09	Screw, Hex Hd No. 1/4-20 x 3/4	7	2
90-06243-09	Screw, Plain Hex Hd No. 1/4-20 x 3/4	1	25
90-06560-00	Kep Nut (added)	1	60
90-06560-00	Nut, Kep No. 6-32	5	5
90-06560-00	Nut, Kep No. 10-32	4	14
90-06565-00	Nut, Kep (added)	1	71
90-06565-00	Nut, Kep No. 10-32	3A	6
90-06565-00	Nut, Kep No. 10-32	6	4
90-06565-00	Nut, Kep No. 10-32	9	9
90-06565-00	Nut, Kep No. 10-32	4	5
90-06565-00	Nut, Kep No. 10-32	3	10
90-06635-00	Washer, Split Lock (deleted)	5	17
90-06646-00	Washer, Flat (added)	1	78
90-06653-00	Washer, Flat	5	4
90-06659-00	Washer, Flat	1	48
90-06661-00	Washer, Flat	1	36
90-06664-00	Washer, Flat	8	6
90-06664-00	Washer, Flat	9	10
90-06664-00	Washer, Flat	1	30
90-06664-00	Washer, Flat	6	2
90-06664-00	Washer, Flat (added)	5	17
90-06664-00	Washer, Flat	12	14
90-06664-00	Washer, Flat	3A	3
90-06664-00	Washer, Flat	3	5
90-06664-00	Washer, Flat	4	17
90-06664-00	Washer, Flat	7	8
90-06676-00	Washer, Flat	7	4
90-06688-00	Washer, Split Lock	1	Not Shown
90-07032-00	Cable Tie	1	27
90-07033-00	Cable Tie	1	42
90-07087-00	Cable Clamp (5/8")	1	50
90-07089-00	Cable Clamp	1	45
90-07651-00	Washer, Ext Tooth Lock	1	7
90-07786-00	Retainer, U-Nut No. 10-32	9	8
90-07786-00	Nut, U-Nut Retainer No. 10-32	8	10
90-07786-00	Retainer, U-Nut No. 10-32	3	11
90-07786-00	Retainer, U-Nut	4	8
90-07786-00	Retainer, U-Nut	1	Not Shown
90-07786-00	Retainer, U-Nut	1	6
90-07797-00	Washer, Lock No. 1/4	7	3
90-07797-00	Washer, Helical Split Lock (added)	1	75
90-07801-00	Washer, Split Lock	1	47
90-07867-00	Mount, Push Cable Tie	1	43
90-07906-00	Washer, Lock No. 10	7	7
90-07906-00	Washer, Split Lock	1	52

*** NOTE ***

When the description includes "added" or "deleted", ALWAYS refer to the figure parts list for the latest related part description.

TU80 SORTED BY DEC PART NUMBER

DEC PART NO.	DESCRIPTION	FIG. NO.	ITEM
90-08111-00	Bushing, Snap-In (added)	12	5
90-08151-00	Washer, Ext Lock No. 8	1	35
90-08203-00	Nut, Kep (added)	1	72
90-08264-00	Mount, Cable Tie	1	41
90-08412-06	Screw, Mach Rnd Phl Hd No. 1/4-20 x 5/8 (added)	1	74
90-08412-07	Screw, Mach Rnd Phl Hd No. 1/4-20 x 3/8 (added)	1	73
90-08451-05	Hex Stand-off	1	Not Shown
90-08500-00	Ring, Retainer	5	12
90-08530-00	Ring, Retainer	12	8
90-09228-10	Screw, Sems Phl Pan Hd No. 10-32 x 3/8	3A	7
90-09228-10	Screw, Sems Phl Pan Hd No. 10-32 x 3/8 (deleted)	1	29
90-09273-02	Ring, Retainer	5	9
90-09273-02	Ring, Retainer	12	4
90-09644-01	Ring, Retainer	12	10
90-09700-00	Screw, Sems Phl Truss Hd No. 10-32 x 1/2	9	6
90-09700-00	Screw, Sems Phl Truss Hd No. 10-32 x 1/2 (added)	1	61
90-09700-00	Screw, Sems Truss Hd No. 10-32 x 1/2	1	Not Shown
90-09700-00	Screw, Sems Phl Truss Hd 10-32 x 1/2	3	4
90-09700-00	Screw, Sems Phl Truss hd No. 10-32 x 1/2	3A	2
90-09700-00	Screw, Sems Phl Truss Hd No. 10-32 x 1/2	4	2
90-09703-00	Ring, Retaining	10	3
90-09731-00	Caps (added)	1	59
90-09830-01	Ground Strap (added)	5	15
90-09895-00	Washer, Split Lock	10	6
90-09949-00	Washer, Flat	4	13
90-09988-14	Screw, Sems Slotted Hex Hd No. 1/4-20 x 3/4	8	9
90-10155-00	Screw, Phl Pan Hd No. 6-32 x 5/16 (added)	1	79
90-10156-00	Screw, Sems Hex Hd No. 10-32 x 1/2	4	10
90-10156-00	Screw, Sems Hex Hd No. 10-32 x 1/2 (deleted)	12	13
90-10156-00	Screw, Sems Slotted Hex Hd (No. 10-32 x 1/2)	1	5
90-10156-00	Screw, Sems Slotted Hex Hd No. 10-32 x 1/2	9	7
90-10156-00	Screw, Sems Slotted Hd No. 10-32 x 1/2	8	7
90-10156-01	Screw, Slotted Hex Hd No. 10-32 x 1/4 (deleted)	5	16
BC17N-12	Shielded Cable (deleted)	1	49
BC17N-24	Shielded Cable (added)	1	49
EK-0TU80-UG	TU80 Subsystem User Guide	1	Not Shown
H9504-UC	FILLER PANEL ASSEMBLY	6	N/A
H9504-UC	FILLER PANEL ASSEMBLY	2	4
H9543-FB	Frame Assembly	2	1

*** NOTE ***

When the description includes "added" or "deleted", ALWAYS refer to the figure parts list for the latest related part description.

TU80 SORTED BY DEC PART NUMBER

DEC PART NO.	DESCRIPTION	FIG. NO.	ITEM
H9544-AA	END PANEL ASSEMBLY (W/Lock Bracket)	2	6
H9544-AA	END PANEL ASSEMBLY (W/Lock Bracket)	8	N/A
H9544-BA	SHIELDED REAR DOOR ASSEMBLY	2	7
H9544-BA	SHIELDED REAR DOOR ASSEMBLY	9	N/A
H9544-CE	TU80 TRIM ASSEMBLY	2	2
H9544-CE	TU80 TRIM ASSEMBLY (OLD DESIGN)	3	N/A
H9544-CE	TU80 TRIM ASSEMBLY (NEW DESIGN)	3A	N/A
H9544-DB	BOTTOM COVER ASSEMBLY	7	N/A
H9544-DB	BOTTOM COVER ASSEMBLY	2	5
H9544-EK	TU80 FRONT DOOR ASSEMBLY	2	3
H9544-EK	TU80 FRONT DOOR ASSEMBLY	4	N/A
H9544-HC	CABINET ACCESSORY KIT	1	32
H9544-HC	CABINET ACCESSORY KIT	11	N/A
H9544-MJ	STABILIZER ASSEMBLY (deleted)	1	31
H9544-MJ	STABILIZER ASSEMBLY (Deleted)	10	N/A
H9643-CA	CABINET ASSEMBLY	2	N/A
H9643-CA	CABINET ASSEMBLY	1	1
M7454-00	TU80 Unibus Interface Module	1	Not Shown
TU80-AA	Model TU80-AA 120V 60 Hz	1	N/A
TU80-AB	Model TU80-AB 240V 50 Hz	1	N/A
TU80-CA	Model TU80-CA 120V 60 Hz	1	N/A
TU80-CB	Model TU80-CB 240V 60 Hz	1	N/A
TU80-CC	Model TU80-CC 120V 60 Hz	1	N/A
TU80-CD	Model TU80-CD 240V 50 Hz	1	N/A
TU80D-AC	TU80 ACCESSORY KIT	1	Not Shown
TU80K-CP	TU80 CPU ACCESSORY KIT (Not Shown)	1	Not Shown

*** NOTE ***

When the description includes "added" or "deleted", ALWAYS refer to the figure parts list for the latest related part description.

TU80 SORTED BY VENDOR PART NUMBER

VENDOR NO.	DESCRIPTION	FIG. NO.	ITEM
00860109	Nut, Lock	1	10
09040203	Washer, Dish #8 Dbl Lock	18	7
09040204	Washer, Dish #10	16	5
10125603	Washer, Plain 4	21	7
10125603	Washer, Plain #4	14	16
10125603	Washer, Plain #4	14	11
10125603	Washer, Plain 4	20	13
10125603	Washer, Plain 4	19	12
10125605	Washer, Flat #6	15	3
10125605	Washer, Flat #6	18	4
10125605	Washer, Flat #6	18	10
10125607	Washer, Plain #10	14	6
10125607	Washer, Flat	1	55
10125702	Screw, Flat Hd, 4-40 x .250	19	9
10125702	Screw, Flat Hd, 4-40 x .250	20	6
10125801	Washer, Spring Lock #4	14	25
10125801	Washer, Spring Lock 4	30	6
10125801	Washer, Spring Lock 4	19	8
10125801	Washer, Spring Lock 4	20	8
10125801	Washer, Spring Lock 4	20	12
10125801	Washer, Spring Lock 4	19	13
10125801	Washer, Spring Lock #4	14	15
10125803	Washer, Spring Lock #6	18	3
10125805	Washer, Spring Lock #10	14	5
10125808	Washer, Spring Lock, 3/8	17	14
10125808	Washer, Spring Lock, 3/8	17	17
10125941	Screw, Flat Hd	1	9
10126245	Screw, Soc Hd Cap	14	4
10126404	Washer, Ext Lock, 1/4	17	9
10126530	Screw, Ph Hex Hd Cap, 3/8-16 x 1.00	17	16
10126530	Screw, Ph Hex Hd Cap, 3/8-16 x 1.00	17	13
10127103	Screw, Pan Hd, 4-40 x .312	19	7
10127103	Screw, Pan Hd, 4-40 x .312	20	7
10127104	Screw, Pan Hd, 4-40 x .38	14	10
10127109	Screw, Pan Hd 4-40 x 1.00	14	24
10127112	Scr, Pan Hd, 8-32 x .312	13	10
10127112	Screw, Pan, Hd 6-32 x .312	13	2
10127178	Screw, Pan Hd Cap, 10-24 x .437	16	4
12117904	Cap - Ca, 13-17K MF/2 Posn Conn	17	10
15003240	Wire, Elec, 16 84 Ins 292 PVC 300V 26/30	29	6
15003301	Wire 18 Awg	26	2
15003306	Wire Hkp 18 Awg	26	3
15003400	Wire 20G 60 Ins 000PVC 300V 10/30	28	7
15014424	Contact-Skt 22-30G .062	28	12
15014443	Conn-Hsg 4 Posn	28	3

*** NOTE ***

When the description includes "added" or "deleted", ALWAYS refer to the figure parts list for the latest related part description.

TU80 SORTED BY VENDOR PART NUMBER

VENDOR NO.	DESCRIPTION	FIG. NO.	ITEM
15180220	Conn - Plug 2 Row Rbn Ca, Dwg	24	3
15180221	Conn - Plug 20 Posn 2 Row Rbn Ca	24	2
15180222	Conn - Plug 30 Posn 2 Row Rbn Ca	27	3
15180223	Conn - Plug 30 Posn 2 Row Rbn Ca	27	2
24534706	Slvg-Ht Shrk, From .12 to .06 Blk	28	8
24534707	Slvg - Htshrk, From .09 To .05 Blk	27	7
24534707	Slvg-Ht Shrk, From .19 to .09 Blk	28	9
24548309	Wire 24G 0487041 8 Pvc 300V 7 x 32	23	3
51870304	Conn-Hsg, Skt 4 Posn .100 Sgl Row	23	1
53777902	Nut 7 Lkwshr, 6-32 .14H .312 Hex	15A	2
53777902	Nut & Captive Washer Assy	15	4
53777903	Nut, Captive Washer #8	16	2
53777905	Nut, Lock (deleted)	1	65
53777905	Nut, Lock (added)	1	65
76992341	Ground Wire	1	12
77002230	Plate, Mounting, Sensor	21	8
77002240	Cover, Tachometer	21	1
77003091	HUB ASSY - TAKE-UP REEL	14	3
77003191	Plate, Switch	16	19
77003790	Cover - Hub, Take-Up Reel	14	1
77003915	HUB ASSEMBLY, SUPPLY REEL	14	20
77003916	HUB ASSEMBLY - SUPPLY REEL	21	12
77003970	Screw, Shoulder	14	29
77003970	Screw, Shoulder	21	11
77004213	AIR BEARING ASSY - REAR	19	N/A
77004213	AIR BEARING ASSY - REAR	14	12
77004220	Guide, Tape - Rear Air Bearing	19	6
77004241	FOIL & HOUSING ASSY, REAR AIR BEARING	19	4
77004254	Guide - Tape, Spring Air Bearing	20	2
77004255	Guide - Tape, Spring Air Bearing	19	2
77004333	AIR BEARING ASSY - FRONT	20	N/A
77004333	AIR BEARING ASSY - FRONT	14	13
77004340	Guide, Tape - Front Air Bearing	20	5
77004361	FOIL & HOUSING ASSY, FRONT AIR BEARING	20	4
77004612	EOT/BOT ASSY	14	18
77004720	Plate, Tape Cleaner	14	26
77005020	Guard, Spring Guide Rear	19	1
77005030	Guard Spring Guide Front	20	1
77006162	MOTOR ASSEMBLY, TAKE-UP REEL	22	N/A
77006162	MOTOR ASSY - TAKE UP REEL	17	12
77006336	COMPRESSOR ASSY, BRKT & CAP (50 HZ)	17	7
77006552	CABLE ASSY, W-6, READ FLAT	24	N/A
77006577	Motor Assy - Supply Reel	17	15
77006577	MOTOR ASSY, SUPPLY REEL	21	N/A

*** NOTE ***

When the description includes "added" or "deleted", ALWAYS refer to the figure parts list for the latest related part description.

TU80 SORTED BY VENDOR PART NUMBER

VENDOR NO.	DESCRIPTION	FIG. NO.	ITEM
77006990	Label - Tape Path	14	22
77007090	Liner, Silicone Foam Rubber	18	15
77007560	HUB ASSEMBLY - TACHOMETER	21	3
77009840	Ground Clip	1	38
77009934	POWER SUPPLY (50 HZ)	16	3
77010492	TAPE CLEANER ASSY	14	23
77010862	CABLE ASSY W-1, W-9, PWA TO XDUCER	23	N/A
77011180	Cover, Supply Reel Hub	14	30
77011180	Cover - Supply Reel Hub	21	10
77011512	CARD SET ASSY - 25 IPS	18	14
77011523	CARD CAGE ASSY	18	5
77011532	COMPRESSOR ASSY, BRKT & CAP (60 HZ)	17	7
77011537	Universal Compressor Assy (50/60 Hz)	17	7
77011551	PRESSURE REGULATOR ASSY	17	1
77011571	COVER ASSY - MAGNETIC HEAD	14	20
77011581	CABLE ASSY - SIG FC PA/PS, W-2	25	N/A
77011591	CABLE ASSY - W7, PWR/AMP/FC+RW	29	N/A
77011611	Ca-Pwa Pwr Conn	29	8
77011622	CABLE ASSY - W3, R/W/ALL SENSORS	28	N/A
77011651	COVER ASSY - TAPE PATH	14	21
77011860	Hinge Clips	18	20
77011934	Tubing - Modification, 22.00 L 'Out'	17	6
77014171	CABLE ASSY - AC PWR, CBI/PS PWA	26	N/A
77014312	Tape Deck, Machining	18	19
77014380	Cover, Plenum	18	17
77014390	Gasket, Plenum Cover	18	16
77014982	Cover - File Protect (White)	14	7
77014990	Chamber, Air	17	3
77015010	Bracket-Power Amp Pwa Mounting	16	6
77015110	Cover	14	27
77015120	Bracket - Pivot	16	13
77015120	Bracket, Pivot	1	15
77015250	Brkt-Angle, 8 Posn	30	1
77015290	Stud, Deck Pivot	1	8
77015320	Cap	16	10
77015320	Cap	1	17
77015390	Gasket, Chamber	17	4
77015420	Stud, Hollow	17	2
77015532	MOTOR ASSEMBLY, REEL	22	6
77015532	MOTOR ASSEMBLY, REEL	21	13
77015561	CABLE ASSY - W5 WRITE - FLAT	27	N/A
77015830	Cord Set, 120V 60 Hz (added)	1	5
77015881	MAG HD INSTL & INSTR KIT	18	1
77016771	PANEL ASSY - ACOUSTICAL	15	1
77016920	Block Foam, Acoustical	16	7
77017351	EQUIPMENT ASSY - TOP (60 HZ)	14	N/A
77017351	EQUIPMENT ASSEMBLY - TOP (60 HZ)	13	N/A
77017351	EQUIPMENT ASSY - BOTTOM (60 HZ)	18	N/A
77017351	EQUIPMENT ASSY - BOTTOM (60 HZ)	15	N/A

*** NOTE ***

When the description includes "added" or "deleted", ALWAYS refer to the figure parts list for the latest related part description.

TUBS SORTED BY VENDOR PART NUMBER

VENDOR NO.	DESCRIPTION	FIG. NO.	ITEM
77017351	EQUIPMENT ASSY - BOTTOM (60 HZ)	17	N/A
77017351	EQUIPMENT ASSY - BOTTOM (60 HZ)	16	N/A
77017352	EQUIPMENT ASSEMBLY - TOP (50 HZ)	13	N/A
77017352	EQUIPMENT ASSY - TOP (50 HZ)	14	N/A
77017352	EQUIPMENT ASSY - BOTTOM (50 HZ)	17	N/A
77017352	EQUIPMENT ASSY - BOTTOM (50 HZ)	18	N/A
77017352	EQUIPMENT ASSY - BOTTOM (50 HZ)	15	N/A
77017352	EQUIPMENT ASSY - BOTTOM (50 HZ)	16	N/A
77017431	TOP COVER ASSEMBLY	13	1
77017431	Top Cover Assembly (deleted) (See Note)	1	23
77017480	Bracket, Extender	18	8
77017711	Ca - Sig, 50 Posn, D Skt/Edge Conn	18	11
77017721	Ca - Sig, 50 Posn, D Pin/Edge Conn	18	12
77017921	CABINET ASSEMBLY	13	6
77018412	POWER SUPPLY (60 HZ)	16	3
77018423	Read/Write/Servo Module	18	14
77018430	Module - Power Amp, 10 Amp 25 Ips	16	8
7701843X	PWR AMP BD ASSY (7704119X)	30	N/A
77018443	Formatter Control Module	18	14
77018450	Control Panel	13	7
77018521	Pin - Indexing Assembly	16	15
77018521	Indexing Pin Assembly	1	19
77018561	EQUIPMENT ASSY - 60 HZ (BOTTOM)	15A	N/A
77018562	EQUIPMENT ASSY - 60 HZ (BOTTOM)	15A	N/A
77018880	Spacer	13	4
77018880	Spacer (deleted)	1	22
77018890	Pin	13	3
77018890	Pin (deleted)	1	24
77019030	Bracket, Control Panel, Mounting	13	9
77019712	INTERLOCK SWITCH ACTUATOR ASSEMBLY	13	12
77019951	Compressor Only (50 Hz)	17	7
77020231	Cord Set, 240V 50 Hz (added)	1	67
77023611	DRIVE COVER ASSY	15A	1
77613558	Conn-Skt 6 Posn .10SP-Rbn Ca	28	4
90541621	Shipping Bracket Assembly	1	53
92013304	TOP COVER LATCH ASSEMBLY	13	13
92033038	Ring - Retaining	13	5
92033038	Ring, Retaining (deleted)	1	26
92498021	Terminal, Swager	30	2
92748084	Screw, Hd Phl, 4-40 x .312	20	3
92748084	Screw, Hd Phl, 4-40 x .312	19	3
92015107	Screw, Cap Soc Hd, 4-40 x 1.0	19	11
92015107	Screw, Cap Soc Hd, 4-40 x 1.0	20	11

*** NOTE ***

When the description includes "added" or "deleted", ALWAYS refer to the figure parts list for the latest related part description.

TUBS SORTED BY VENDOR PART NUMBER

VENDOR NO.	DESCRIPTION	FIG. NO.	ITEM
92817102	Screw, Hex Soc Hd Cap, 4-40 x .625	14	14
92817165	Screw, Soc Hd Cap 6-32 x .69	18	2
92960165	Screw, Flat Hd, 6-32 x .38	14	19
92960165	Screw, Flat Hd, 6-32 x .38	14	8
92960165	Screw, Flat Hd, 6-32 x .38	14	2
93154204	Tubing, Heat Shrink	27	6
93344193	Screw, Nylon	1	11
93590200	Screw, Self Thd Ph Pan Hd, 8-32 x .375	16	18
93590200	Screw, Self Thd Ph Pan Hd, 8-32 x .375	16	16
93590200	Screw, Self Thd Pan Hd, 8-32 x .375	17	11
93590200	Screw, Self Thd Ph Pan Hd, 8-32 x .375	16	21
93590200	Screw, Self Thd Pan Hd, 8-32 x .375	18	18
93590201	Screw, Self Thd Pan Hd, 8-32 x .438	17	5
93590202	Screw, Self Thd Pan Hd, 8-32 x .500	18	6
93847011	Bearing, Nyliner	16	11
93847011	Bearing, Nylon	1	14
93990200	Screw, Self Thd Ph Pan Hd, 8-32 x .375	16	9
94245618	Cont, Skt 22-26 Berg 103/036 Tn	23	2
94277400	Strap - Ca Tie 18 Lb .091W 3.63L	26	7
94277400	Strap - Ca Tie 18 Lb .091W 3.63L	23	4
94277400	Strap-Ca Tie 18 Lb .091W 3.63L	29	11
94277401	Strap-Ca Tie, 50 Lb. 184W, 7.31L	30	7
94277401	Strap-Ca Tie 50 Lb .184W 7.31L	29	13
94277407	Strap-Mkr Tie 18 Lb, .091W, 3.63L	22	5
94277407	Strap - Mkr Tie 18 Lb .091W 3.63L	25	3
94277407	Strap-Mkr Tie 18 Lb .091W 3.63L	28	10
94277407	Strap, Mkr Tie 18 Lb, .091W 3.63L	21	15
94277409	Strap - Mkr Tie 18 Lb .093W 4 Lg	26	6
94354906	Gas Spring	13	11
94618301	Nut-Spl, Hex, 4-40, .060 Thk	30	5
94671586	Torque Seal	22	2
94802306	Fastener - Adj Pawl	16	17
95643806	Washer, Insulated Shoulder	30	3
95813200	Connector, Receptacle	27	4
95834709	Screw, Set, 4-40 Unc x .188 Lg	21	4
95843349	Screw No. 1/4-20 x 5/8	1	18
95843349	Screw - Mach	16	12

*** NOTE ***

When the description includes "added" or "deleted", ALWAYS refer to the figure parts list for the latest related part description.

TU80 SORTED BY VENDOR PART NUMBER

VENDOR NO.	DESCRIPTION	FIG. NO.	ITEM
95843350	Screw	1	16
95858700	Wire, 14G 120 Ins 0 PVC 600V 41/30	29	3
95858702	Wire, 14G 120 Ins 2 PVC 600V 41/30	29	4
95858713	Wire, 14 G 120 Ins 24 PVC 600V 41/30	29	5
95858727	Wire, Elec, Ins, 14 Awg, Blue/Wht	29	7
95867014	Term-R, Ins 8/10, 16-14G 170/Max	29	9
95870205	'O' Ring, Silicon	19	5
95870205	'O' Ring, Silicon	20	10
95870206	'O' -Ring, Silicon (Lg)	14	17
95870206	'O' Ring, Silicon (Lg)	19	14
95870206	'O' Ring, Silicon (Lg)	20	14
95929001	Connector Hsg, Pin/Skt	21	14
95929001	Connector, Hsg, Pin/Skt	22	4
95929002	Conn-Hsg, Pin/Skt 4 Univ-Plug	26	1
95929004	Conn-Hsg, Pin/Skt 9 Univ-Plug	29	2
95929006	Cable-Hsg, Pin/Skt 15 Univ-Plug	29	1
95932800	Key, Plug	27	5
95932800	Key, Plug	28	13
95933400	Cont-Skt 20-14G 130/Max (Univ) Tn	29	10
95933400	Cont-Skt 20-14G 130/Max (Univ) Tn	26	4
95933410	Cont-Skt 12-10G 160/Max (Univ) Tn	29	12
95943617	Screw, Shoulder (deleted)	1	64
95943617	Screw, Shoulder (added)	1	64
95948403	Stud, Self-Clinch, 4-40 x .500	30	4
95952315	Screw, Hex Hd, 1/4-20 x .438	17	8
95959702	Screw, Ext Tooth, 4-40 x .312	21	2
95959703	Screw, Ext Tooth, 4-40 x .375	22	3
95959703	Screw, Ext Tooth, 4-40 x .375	21	6
95959724	Screw, Pan Hd Ph, 6-32 x .312	15	2
95959725	Screw, Ext Tooth, 6-32 x .375	21	9
95959725	Screw, Pan Hd Ph, Ext. T., Lw	18	9
95959748	Screw	1	54
95959766	Screw, Sems	1	13
95959808	Screw	1	20
95963312	Term-Skt, Ins .032 x .250 Tab 22-18	26	5
95963318	Term-Skt, Ins .032 x .187 Tab 22-18	28	6
95966061	Tachometer, 1000 Line	22	1
95966083	Sensor, File Protect	14	9
95966083	SENSOR ASSEMBLY, 1 LINE TACH	21	5
95966651	Interlock Switch	16	20
95967340	Cable Rib 28 Awg .055P 10 Cond	25	2
95967345	Ca - Rbn 30 Cond 28G 300V 7/36PVC	27	1
95967348	Cable - Rbn 44 Cond 28G 300V 7/36PVC	28	1
95967360	Conn - Plg, Skt 10 Posn .055P Rbn	25	1
95967361	Conn-Plg, Skt 14 Posn .055P Rbn	28	5
95967367	Conn-Plg, Skt 44 Posn .055P Rbn	28	11
95967410	Conn-Skt .10SPX .300 Dbl Row 14 Posn	28	2
95967640	Insulator Mica	30	8

*** NOTE ***

When the description includes "added" or "deleted", ALWAYS refer to the figure parts list for the latest related part description.

TUBO SORTED BY VENDOR PART NUMBER

VENDOR NO.	DESCRIPTION	FIG. NO.	ITEM
95967670	Cable, 28G 18 Cond Rbn 2 Shield	24	1
95967710	Transducer Press Solid State	20	9
95967710	Transducer Press, Solid State	19	10
95968421	Blower	16	1
95968770	Clip, Push-On	13	8
95969135	Gas Spring (deleted)	1	21
95969230	Stand-Off Stud	18	13
99843350	Screw, Hex Washer Hd, 1/4-20 x .62	16	14

*** NOTE ***

When the description includes "added" or "deleted", ALWAYS refer to the figure parts list for the latest related part description.

TU83 SORTED BY DEC DESCRIPTION

DESCRIPTION	DEC PART NO.	FIG. NO.	ITEM
'O' -Ring, Silicon (Lg)	29-24360	14	17
'O' Ring, Silicon	29-24361	20	10
'O' Ring, Silicon	29-24361	19	5
'O' Ring, Silicon (Lg)	29-24360	19	14
'O' Ring, Silicon (Lg)	29-24360	20	14
874 POWER CONTROLLER 120V 24A	874-D	1	3
874 POWER CONTROLLER 240V 12A (added)	874-F	1	3
874 POWER CONTROLLER 240V 12A (deleted)	874-B	1	3
Ballast, Cab (added)	74-30520-01	1	77
Bezel, (10-1/2")	74-15314-02	6	1
Bezel, Insert (TU80)	74-27753-01	1	37
Bezel, TU8X	74-27752-01	4	12
Blower	29-24228	16	1
BOTTOM COVER ASSEMBLY	H9544-DB	2	5
BOTTOM COVER ASSEMBLY	H9544-DB	7	N/A
Bracket, Bulk Head (added)	74-32560-01	1	57
Bracket, Bulk Head (added)	74-25960-01	1	57
Bracket, Bulk Head (deleted)	74-25960-01	1	57
Bracket, Cabinet Support (added)	74-29030-01	1	62
Bracket, Cabinet Support (deleted)	74-29030-01	1	62
Bracket, Cable Mounting (added)	74-29958-01	1	66
Bracket, Door Hinge/End Panel Lock	74-22221-00	8	8
Bracket, Door Lock	74-22222-00	9	2
Bracket, Door Lock	74-22222-00	4	3
Bracket, Door Lock Mounting	74-22267-00	9	3
Bracket, Door Lock Mounting	74-22267-00	4	1
Bracket, Door Pivot (Bottom)	74-26784-01	4	7
Bracket, Door Pivot (Top)	74-26785-01	4	6
Bracket, Gas Spring	74-27213-01	3	3
Bracket, Latch Strike	74-26782-01	5	2
Bracket, Rear Vent	74-27219-01	3	2
Bracket, Rear Vent Support	74-27258-02	3A	5
Bracket, Rear Vent Support	74-27258-01	3A	4
Bracket, Rear Vent Support	74-27258-02	3	7
Bracket, Rear Vent Support	74-27258-01	3	6
Bracket, Retaining Trim	74-21903-00	7	1
Bracket, Shipping (added)	74-30429-01	1	76
Bracket, Stabilizer Ground L.H. (added)	74-30430-02	1	69
Bracket, Stabilizer Ground R.H. (added)	74-30430-01	1	68
Bracket, Trim Strip (deleted)	74-29029-01	1	28
Bushing, Snap-In	12-19010-00	5	8
Bushing, Snap-In (added)	90-00111-00	12	5
Bushing, Snap-In (deleted)	12-19010-00	12	5
CABINET ACCESSORY KIT	H9544-HC	11	N/A
CABINET ACCESSORY KIT	H9544-HC	1	32
CABINET ASSEMBLY	H9643-CA	1	1

*** NOTE ***

When the description includes "added" or "deleted", ALWAYS refer to the figure parts list for the latest related part description.

TUB0 SORTED BY DEC DESCRIPTION

DESCRIPTION	DEC PART NO.	FIG. NO.	ITEM
CABINET ASSEMBLY	H9643-CA	2	N/A
Cable Assembly	70-19922-00	1	Not Shown
Cable Assembly (Female)	70-19923-00	1	Not Shown
Cable Clamp	90-07089-00	1	45
Cable Clamp (5/8")	90-07087-00	1	50
Cable Tie	90-07032-00	1	27
Cable Tie	90-07033-00	1	42
Cap - Ca, 13-17K MF/2 Posn Conn	29-24357	17	10
Caps (added)	90-09731-00	1	59
Casting Stabilizer	74-24063-00	10	1
Cleaning Kit, DEC Magtape	22-00011-00	1	Not Shown
Clip, Cable 3/4"	12-18912-01	1	44
Clip, Flat Cable	12-15843-02	1	39
COMPRESSOR ASSY, BRKT & CAP (60 HZ)	29-24718	17	7
Cord Set (added)	17-00199-10	1	63
Cord Set, 120V 60 Hz (added)	29-25398-00	1	67
Cord Set, 240V 50 Hz (added)	29-25399-00	1	67
Coupler	74-24074-00	10	2
Cover, Supply Reel Hub	29-25447	14	30
Door, Front Weldment	70-19184-00	5	1
END PANEL ASSEMBLY (40")	70-16534-00	8	1
END PANEL ASSEMBLY (W/Lock Bracket)	H9544-AA	2	6
END PANEL ASSEMBLY (W/Lock Bracket)	H9544-AA	8	N/A
EOT/BOT ASSY	29-24356	14	18
Fastener	12-12972-06	12	6
Fastener	12-12972-06	5	10
FILLER PANEL ASSEMBLY	H9504-UC	2	4
FILLER PANEL ASSEMBLY	H9504-UC	6	N/A
Filter	29-24227	17	18
Filter, Air Foam	12-13121-05	12	11
Filter, Air Foam	12-12111-00	5	14
Foam, Tape (Rework)	74-27144-01	4	16
Foam, Tape (Rework)	72-27144-01	3	8
Foot, Extension	74-22204-00	11	1
Formatter Control Module	29-24221	18	14
Frame Assembly	H9543-FB	2	1
Frame, I/O Double Quad	74-27292-01	1	Not Shown
FRONT DOOR ASSEMBLY	70-19542-00	4	11
FRONT DOOR ASSEMBLY	70-19542-00	5	N/A
Gas Spring	29-25038	13	11
Grommet, Retainer	12-12972-03	12	7
Grommet, Retainer	12-12972-03	5	11
Ground Strap	12-13756-12	12	12
Ground Strap	12-13756-07	1	4
Ground Strap	12-13756-20	8	4

*** NOTE ***

When the description includes "added" or "deleted", ALWAYS refer to the figure parts list for the latest related part description.

TU80 SORTED BY DEC DESCRIPTION

DESCRIPTION	DEC PART NO.	FIG. NO.	ITEM
Ground Strap (added)	90-09830-01	5	15
Ground Strap (deleted)	12-13756-12	5	15
Guide - Tape, Spring Air Bearing	29-24226	20	2
Guide - Tape, Spring Air Bearing	29-24213	19	2
Hex Stand-off	90-08451-05	1	Not Shown
HUB ASSEMBLY - SUPPLY REEL	29-24224	21	12
HUB ASSEMBLY - TACHOMETER	29-24358	21	3
HUB ASSEMBLY, SUPPLY REEL	29-24224	14	28
HUB ASSY - TAKE-UP REEL	29-24212	14	3
Interlock Switch	29-24355	16	20
INTERLOCK SWITCH ACTUATOR ASSEMBLY	29-25397	13	12
Kep Nut (added)	90-06560-00	1	60
Label, "Ground Symbol"	36-13276-20	8	Not Shown
Label, "Ground"	36-13272-00	12	Not Shown
Label, "Ground"	36-13272-00	5	Not Shown
Label, "TU80"	36-20558-01	1	Not Shown
Label, Adh. Backed Mylar Cap	36-13272-00	1	Not Shown
Label, Assy, 04, 01	36-18307-05	1	Not Shown
Label, Caution	36-17250-00	1	Not Shown
Label, FCC, Class A Peripheral	36-17880-03	1	Not Shown
Label, Operator Fault Recovery	36-20559-01	1	Not Shown
Label, Serial Power Universal (added)	36-17674-00	1	Not Shown
Label, Serial, Power Universal	36-17674-00	1	Not Shown
Label, Serial/Power w/UL/CSA	36-17674-01	1	Not Shown
Leveler, Foot	12-16373-02	11	2
Lock, End Panel (added)	74-25161-01	1	56
MAG HD INSTL & INSTR KIT	29-24215	18	1
Model TU80-AA 120V 60 Hz	TU80-AA	1	N/A
Model TU80-AB 240V 50 Hz	TU80-AB	1	N/A
Model TU80-CA 120V 60 Hz	TU80-CA	1	N/A
Model TU80-CB 240V 60 Hz	TU80-CB	1	N/A
Model TU80-CC 120V 60 Hz	TU80-CC	1	N/A
Model TU80-CD 240V 50 Hz	TU80-CD	1	N/A
Module - Power Amp, 10 Amp 25 Ips	29-24223	16	8
MOTOR ASSEMBLY, TAKE-UP REEL	29-24213	22	N/A
MOTOR ASSY - TAKE UP REEL	29-24213	17	12
Mount, Cable Tie	90-08264-00	1	41
Mount, Push Cable Tie	90-07867-00	1	43
Nut, Kep (added)	90-08203-00	1	72
Nut, Kep (added)	90-06565-00	1	71
Nut, Kep No. 10-32	90-06565-00	3A	6
Nut, Kep No. 10-32	90-06560-00	4	14
Nut, Kep No. 10-32	90-06565-00	9	9

*** NOTE ***

When the description includes "added" or "deleted", ALWAYS refer to the figure parts list for the latest related part description.

TU80 SORTED BY DEC DESCRIPTION

DESCRIPTION	DEC PART NO.	FIG. NO.	ITEM
Nut, Kep No. 10-32	90-06565-00	4	5
Nut, Kep No. 10-32	90-06565-00	6	4
Nut, Kep No. 10-32	90-06565-00	3	10
Nut, Kep No. 6-32	90-06560-00	5	5
Nut, U-Nut Retainer No. 10-32	90-07786-00	8	10
Panel, Double (TU80)	74-26407-12	1	Not Shown
Panel, TU80	74-29028-01	1	Not Shown
Panel, Weldment, End (40")	70-16541-00	8	2
PDPII Sense Cable Assembly	70-08288-8F	1	Not Shown
Pin, Door Hinge	74-26147-00	5	6
Pin, Door Hinge	74-26147-00	12	2
Pin, Pilot	74-15711-02	6	3
Pin, Pivot	74-22619-00	12	9
Plate, Chassis	74-28575-01	1	33
POWER SUPPLY (60 HZ)	29-24220	16	3
PRESSURE REGULATOR ASSY	29-24354	17	1
PWR AMP BD ASSY (7704119X)	29-24223	30	N/A
Read/Write/Servo Module	29-24222	18	14
REAR DOOR ASSEMBLY	70-16533-00	12	N/A
REAR DOOR ASSEMBLY (40")	70-16533-00	9	1
Retainer, Cable (added)	74-25959-01	1	58
Retainer, U-Nut	90-07786-00	4	8
Retainer, U-Nut	90-07786-00	1	6
Retainer, U-Nut	90-07786-00	1	Not Shown
Retainer, U-Nut No. 10-32	90-07786-00	9	8
Retainer, U-Nut No. 10-32	90-07786-00	3	11
Ring, Retainer	90-09644-01	12	10
Ring, Retainer	90-08500-00	12	8
Ring, Retainer	90-08500-00	5	12
Ring, Retainer	90-09273-02	5	9
Ring, Retainer	90-09273-02	12	4
Ring, Retaining	90-09703-00	10	3
Roll Form, Weldment (40")	70-16547-00	8	3
ROM (TS11)	23-764A9-00	1	Not Shown
Screw, Captive Slotted Hd No. 4-40 x 3/16	12-19534-01	1	Not Shown
Screw, Hex Hd	74-24417-00	11	3
Screw, Hex Hd No. 1/2-13 x 3/4	90-00043-02	10	7
Screw, Hex Hd No. 1/4-20 x 3/4	90-06243-09	7	2
Screw, Mach Rnd Phl Hd No. 1/4-20 x 3/8 (added)	90-08412-07	1	73
Screw, Mach Rnd Phl Hd No. 1/4-20 x 5/8 (added)	90-08412-06	1	74
Screw, Phl Flat Hd No. 10-32 x 5/16	90-06070-02	3	9
Screw, Phl Pan Hd No. 10-32 x 3/4	90-06075-01	1	51
Screw, Phl Pan Hd No. 10-32 x 5/8	90-06074-01	7	6
Screw, Phl Pan Hd No. 6-32 x 3/8	90-06022-01	5	3

*** NOTE ***

When the description includes "added" or "deleted", ALWAYS refer to the figure parts list for the latest related part description.

TU80 SORTED BY DEC DESCRIPTION

DESCRIPTION	DEC PART NO.	FIG. NO.	ITEM
Screw, Phl Pan Hd No. 6-32 x 3/8	90-06012-01	1	46
Screw, Phl Pan Hd No. 6-32 x 5/16 (added)	90-10155-00	1	79
Screw, Phl Pan Hd No. 8-32 x 3/8	90-06037-01	1	34
Screw, Phl Truss Hd No. 10-32 x 1 (added)	90-06075-03	1	70
Screw, Plain Hex Hd No. 1/4-20 x 3/4	90-06243-09	1	25
Screw, Sems Hex Hd No. 10-32 x 1/2	90-10156-00	4	10
Screw, Sems Hex Hd No. 10-32 x 1/2 (deleted)	90-10156-00	12	13
Screw, Sems Phl Pan Hd No. 10-32 x 3/8	90-09228-10	3A	7
Screw, Sems Phl Pan Hd No. 10-32 x 3/8 (deleted)	90-09228-10	1	29
Screw, Sems Phl Truss Hd 10-32 x 1/2	90-09700-00	3	4
Screw, Sems Phl Truss Hd No. 10-32 x 1/2	90-09700-00	3A	2
Screw, Sems Phl Truss Hd No. 10-32 x 1/2	90-09700-00	4	2
Screw, Sems Phl Truss Hd No. 10-32 x 1/2	90-09700-00	9	6
Screw, Sems Phl Truss Hd No. 10-32 x 1/2 (added)	90-09700-00	1	61
Screw, Sems Slotted Hd No. 10-32 x 3/8	90-00049-38	8	5
Screw, Sems Slotted Hd No. 10-32 x 3/8 (added)	90-00049-38	12	13
Screw, Sems Slotted Hd No. 13-32 x 1/2	90-10156-00	8	7
Screw, Sems Slotted Hex Hd (No. 10-32 x 1/2)	90-10156-00	1	5
Screw, Sems Slotted Hex Hd No. 1/4-20 x 3/4	90-09988-14	8	9
Screw, Sems Slotted Hex Hd No. 10-32 x 1/2	90-10156-00	9	7
Screw, Sems Truss Hd No. 10-32 x 1/2	90-09700-00	1	Not Shown
Screw, Slotted Hex Hd No. 10-32 x 1/4 (deleted)	90-10156-01	5	16
Screw, Slotted Hex Hd No. 10-32 x 3/8 (added)	90-00049-38	5	16
SENSOR ASSEMBLY, 1 LINE TACH	29-24211	21	5
Sensor, File Protect	29-24211	14	9
Shielded Cable (added)	BC17N-24	1	49
Shielded Cable (deleted)	BC17N-12	1	49
SHIELDED REAR DOOR ASSEMBLY	H9544-BA	2	7
SHIELDED REAR DOOR ASSEMBLY	H9544-BA	9	N/A
Shim	74-23352-00	10	4
Spacer, Foam	12-13716-02	1	40
Spring, Compression	12-16225-01	5	7
Spring, Compression	12-16225-01	12	3
Spring, Receptacle	12-12972-02	4	4
Spring, Receptacle Fastener	12-12972-02	9	4
STABILIZER ASSEMBLY (deleted)	H9544-MJ	1	31
STABILIZER ASSEMBLY (Deleted)	H9544-MJ	10	N/A
Sticker, UL (deleted)	74-14213-00	1	Not Shown
Stop, Door	70-16703-02	4	9
Stop, Rear Door	70-16703-00	9	5
Strip Velcro	74-13707-02	12	15
Strip, Trim Front Door	74-26783-01	4	15
Strip, Velcro	74-13707-04	5	13

*** NOTE ***

When the description includes "added" or "deleted", ALWAYS refer to the figure parts list for the latest related part description.

TU80 SORTED BY DEC DESCRIPTION

DESCRIPTION	DEC PART NO.	FIG. NO.	ITEM
TAPE CLEANER ASSY	29-24210	14	23
TAPE TRANSPORT ASSEMBLY 50 Hz	30-20482-02	1	2
TAPE TRANSPORT ASSEMBLY 60 Hz	30-20482-01	1	2
Tape, Mag 1/2" 2400'	30-18709-08	1	Not Shown
TOP COVER ASSEMBLY	29-25343	13	1
Transducer Press Solid State	29-24219	20	9
Transducer Press, Solid State	29-24219	19	10
Trim Assembly	70-16407-00	7	5
TU80 ACCESSORY KIT	TU80D-AC	1	Not Shown
TU80 CPU ACCESSORY KIT (Not Shown)	TU80K-CP	1	Not Shown
TU80 FRONT DOOR ASSEMBLY	H9544-EK	2	3
TU80 FRONT DOOR ASSEMBLY	H9544-EK	4	N/A
TU80 Subsystem User Guide	EK-0TU80-UG	1	Not Shown
TU80 TRIM ASSEMBLY	H9544-CE	2	2
TU80 TRIM ASSEMBLY (NEW DESIGN)	H9544-CE	3A	N/A
TU80 TRIM ASSEMBLY (OLD DESIGN)	H9544-CE	3	N/A
TU80 Unibus Interface Module	M7454-00	1	Not Shown
Universal Compressor Assy (50/60 Hz)	29-25046	17	7
Vent Rear	74-26781-02	3A	1
Vent, Rear	74-26781-01	3	1
Washer, Ext Lock No. 8	90-08151-00	1	35
Washer, Ext Tooth Lock	90-07651-00	1	7
Washer, Flat	90-06664-00	12	14
Washer, Flat	90-09949-00	4	13
Washer, Flat	90-06664-00	7	8
Washer, Flat	90-06676-00	7	4
Washer, Flat	90-06664-00	3A	3
Washer, Flat	90-06664-00	9	10
Washer, Flat	90-06664-00	6	2
Washer, Flat	90-06664-00	3	5
Washer, Flat	90-06664-00	4	17
Washer, Flat	90-06659-00	1	48
Washer, Flat	90-06661-00	1	36
Washer, Flat	90-06664-00	1	30
Washer, Flat	90-06664-00	8	6
Washer, Flat	90-06653-00	5	4
Washer, Flat (added)	90-06664-00	5	17
Washer, Flat (added)	90-06646-00	1	78
Washer, Helical Split Lock (added)	90-07797-00	.	75
Washer, Lock No. 1/4	90-07797-00	7	3
Washer, Lock No. 10	90-07906-00	7	7
Washer, Rectangular	74-23349-00	10	5
Washer, Split Lock	90-06688-00	1	Not Shown
Washer, Split Lock	90-09895-00	10	6
Washer, Split Lock	90-07801-00	1	47
Washer, Split Lock	90-07906-00	1	52

*** NOTE ***

When the description includes "added" or "deleted", ALWAYS refer to the figure parts list for the latest related part description.

TUBS SORTED BY DEC DESCRIPTION

DESCRIPTION	DEC PART NO.	FIG. NO.	ITEM
Washer, Split Lock (deleted)	98-86635-00	5	17
Weldment, Rear Door	78-16532-00	12	1

*** NOTE ***

When the description includes "added" or "deleted", ALWAYS refer to the figure parts list for the latest related part description.

TUBS SORTED BY VENDOR DESCRIPTION

DESCRIPTION	VENDOR PART NO.	FIG. NO.	ITEM
'O' -Ring, Silicon (Lg)	95870206	14	17
'O' Ring, Silicon	95870205	19	5
'O' Ring, Silicon	95870205	20	10
'O' Ring, Silicon (Lg)	95870206	20	14
'O' Ring, Silicon (Lg)	95870206	19	14
AIR BEARING ASSY - FRONT	77004333	14	13
AIR BEARING ASSY - FRONT	77004333	20	N/A
AIR BEARING ASSY - REAR	77004213	19	N/A
AIR BEARING ASSY - REAR	77004213	14	12
Bearing, Nyliner	93847011	16	11
Bearing, Nylon	93847011	1	14
Block Foam, Acoustical	77016920	16	7
Blower	95968431	16	1
Bracket - Pivot	77015120	16	13
Bracket, Control Panel, Mounting	77019030	13	9
Bracket, Extender	77017480	18	8
Bracket, Pivot	77015120	1	15
Bracket-Power Amp Pwa Mounting	77015010	16	6
Brkt-Angle, 8 Posn	77015250	30	1
Ca - Rbn 30 Cond 28G 300V 7/36PVC	95967345	27	1
Ca - Sig, 50 Posn, D Pin/Edge Conn	77017721	18	12
Ca - Sig, 50 Posn, D Skt/Edge Conn	77017711	18	11
Ca-Pwa Pwr Conn	77011611	29	8
CABINET ASSEMBLY	77017921	13	6
Cable - Rbn 44 Cond 28G 300V 7/36PVC	95967348	28	1
CABLE ASSY - AC PWR, CB1/PS PWA	77014171	26	N/A
CABLE ASSY - SIG FC PA/PS, W-2	77011581	25	N/A
CABLE ASSY - W3, R/W/ALL SENSORS	77011622	28	N/A
CABLE ASSY - W5 WRITE - FLAT	77015561	27	N/A
CABLE ASSY - W7, PWR/AMP/FC+RW	77011591	29	N/A
CABLE ASSY W-1, W-9, PWA TO XDUCER	77010862	23	N/A
CABLE ASSY, W-6, READ FLAT	77006552	24	N/A
Cable Rib 28 Awg .055P 10 Cond	95967340	25	2
Cable, 28G 10 Cond Rbn 2 Shield	95967670	24	1
Cable-Hsq, Pin/Skt 15 Univ-Plug	95929006	29	1
Cap	77015320	16	10
Cap	77015320	1	17
Cap - Ca, 13-17K MF/2 Posn Conn	12117904	17	10
CARD CAGE ASSY	77011523	18	5
CARD SET ASSY - 25 IPS	77011512	18	14
Chamber, Air	77014990	17	3
Clip, Push-On	95968770	13	8
COMPRESSOR ASSY, BRKT & CAP (50 HZ)	77006336	17	7
COMPRESSOR ASSY, BRKT & CAP (60 HZ)	77011532	17	7
Compressor Only (50 Hz)	77019951	17	7
Conn - Plg, Skt 10 Posn .055R Rbn	95967360	25	1

*** NOTE ***

When the description includes "added" or "deleted", ALWAYS refer to the figure parts list for the latest related part description.

TU80 SORTED BY VENDOR DESCRIPTION

DESCRIPTION	VENDOR PART NO.	FIG. NO.	ITEM
Conn - Plug 2 Row Rbn Ca, Dwg	15180220	24	3
Conn - Plug 20 Posn 2 Row Rbn Ca	15180221	24	2
Conn - Plug 30 Posn 2 Row Rbn Ca	15180222	27	3
Conn - Plug 30 Posn 2 Row Rbn Ca	15180223	27	2
Conn-Hsg 4 Posn	15014443	28	3
Conn-Hsg, Pin/Skt 4 Univ-Plug	95929002	26	1
Conn-Hsg, Pin/Skt 9 Univ-Plug	95929004	29	2
Conn-Hsg, Skt 4 Posn .100 Sgl Row	51870304	23	1
Conn-Plg, Skt 14 Posn .05SP Rbn	95967361	28	5
Conn-Plg, Skt 44 Posn .05Sp Rbn	95967367	28	11
Conn-Skt .10SPX .300 Dbl Row 14 Posn	95967410	28	2
Conn-Skt 6 Posn .10SP-Rbn Ca	77613558	28	4
Connector Hsg, Pin/Skt	95929001	21	14
Connector, Hsg, Pin/Skt	95929001	22	4
Connector, Receptacle	95813200	27	4
Cont, Skt 22-26 Berg 103/036 Tn	94245618	23	2
Cont-Skt 12-10G 160/Max (Univ) Tn	95933410	29	12
Cont-Skt 20-14G 130/Max (Univ) Tn	95933400	29	10
Cont-Skt 20-14G 130/Max (Univ) Tn	95933400	26	4
Contact-Skt 22-30G .062	15014424	28	12
Control Panel	77018450	13	7
Cord Set, 120V 60 Hz (added)	77015830	1	67
Cord Set, 240V 50 Hz (added)	77020231	1	67
Cover	77015110	14	27
Cover - File Protect (White)	77014982	14	7
Cover - Hub, Take-Up Reel	77003790	14	1
Cover - Supply Reel Hub	77011180	21	10
COVER ASSY - MAGNETIC HEAD	77011571	14	20
COVER ASSY - TAPE PATH	77011651	14	21
Cover, Plenum	77014380	18	17
Cover, Supply Reel Hub	77011180	14	30
Cover, Tachometer	77002240	21	1
DRIVE COVER ASSY	77023611	15A	1
EOT/BOT ASSY	77004612	14	18
EQUIPMENT ASSEMBLY - TOP (50 HZ)	77017352	13	N/A
EQUIPMENT ASSEMBLY - TOP (60 HZ)	77017351	13	N/A
EQUIPMENT ASSY - 60 HZ (BOTTOM)	77018561	15A	N/A
EQUIPMENT ASSY - 60 HZ (BOTTOM)	77018562	15A	N/A
EQUIPMENT ASSY - BOTTOM (50 HZ)	77017352	18	N/A
EQUIPMENT ASSY - BOTTOM (50 HZ)	77017352	17	N/A
EQUIPMENT ASSY - BOTTOM (50 HZ)	77017352	16	N/A
EQUIPMENT ASSY - BOTTOM (50 HZ)	77017352	15	N/A
EQUIPMENT ASSY - BOTTOM (60 HZ)	77017351	18	N/A
EQUIPMENT ASSY - BOTTOM (60 HZ)	77017351	16	N/A
EQUIPMENT ASSY - BOTTOM (60 HZ)	77017351	15	N/A
EQUIPMENT ASSY - BOTTOM (60 HZ)	77017351	17	N/A
EQUIPMENT ASSY - TOP (50 HZ)	77017352	14	N/A

*** NOTE ***

When the description includes "added" or "deleted", ALWAYS refer to the figure parts list for the latest related part description.

TU80 SORTED BY VENDOR DESCRIPTION

DESCRIPTION	VENDOR PART NO.	FIG. NO.	ITEM
EQUIPMENT ASSY - TOP (60 HZ)	77017351	14	N/A
Fastener - Adj Pawl	94802306	16	17
Filter	95966090	17	18
FOIL & HOUSING ASSY, FRONT AIR BEARING	77004361	20	4
FOIL & HOUSING ASSY, REAR AIR BEARING	77004241	19	4
Formatter Control Module	77018443	18	14
Gas Spring	94354906	13	11
Gas Spring (deleted)	95969135	1	21
Gasket, Chamber	77015390	17	4
Gasket, Plenum Cover	77014390	18	16
Ground Clip	77009840	1	38
Ground Wire	76992341	1	12
Guard Spring Guide Front	77005030	20	1
Guard, Spring Guide Rear	77005020	19	1
Guide - Tape, Spring Air Bearing	77004254	20	2
Guide - Tape, Spring Air Bearing	77004255	19	2
Guide, Tape - Front Air Bearing	77004340	20	5
Guide, Tape - Rear Air Bearing	77004220	19	6
Hinge Clips	77011860	18	20
HUB ASSEMBLY - SUPPLY REEL	77003916	21	12
HUB ASSEMBLY - TACHOMETER	77007560	21	3
HUB ASSEMBLY, SUPPLY REEL	77003915	14	28
HUB ASSY - TAKE-UP REEL	77003091	14	3
Indexing Pin Assembly	77018521	1	19
Insulator Mica	95967640	30	8
Interlock Switch	95966651	16	20
INTERLOCK SWITCH ACTUATOR ASSEMBLY	77019712	13	12
Key, Plug	95932800	27	5
Key, Plug	95932800	28	13
Label - Tape Path	77006990	14	22
Liner, Silicone Foam Rubber	77007090	18	15
MAG HD INSTL & INSTR KIT	77015881	18	1
Module - Power Amp, 10 Amp 25 Ips	77018430	16	8
MOTOR ASSEMBLY, REEL	77015532	21	13
MOTOR ASSEMBLY, REEL	77015532	22	6
MOTOR ASSEMBLY, TAKE-UP REEL	77006162	22	N/A
Motor Assy - Supply Reel	77006577	17	15
MOTOR ASSY - TAKE UP REEL	77006162	17	12
MOTOR ASSY, SUPPLY REEL	77006577	21	N/A
Nut & Captive Washer Assy	53777902	15	4
Nut 7 Lkwehr, 6-32 .14H .312 Hex	53777902	15A	2

*** NOTE ***

When the description includes "added" or "deleted", ALWAYS refer to the figure parts list for the latest related part description.

TU80 SORTED BY VENDOR DESCRIPTION

DESCRIPTION	VENDOR PART NO.	FIG. NO.	ITEM
Nut, Captive Washer #8	53777903	16	2
Nut, Lock	00860109	1	10
Nut, Lock (added)	53777905	1	65
Nut, Lock (deleted)	53777905	1	65
Nut-Spl, Hex, 4-40, .060 Thk	94618301	30	5
PANEL ASSY - ACOUSTICAL	77016771	15	1
Pin	77018890	13	3
Pin (deleted)	77018890	1	24
Pin - Indexing Assembly	77018521	16	15
Plate, Mounting, Sensor	77002230	21	8
Plate, Switch	77003191	16	19
Plate, Tape Cleaner	77004720	14	26
POWER SUPPLY (50 HZ)	77009934	16	3
POWER SUPPLY (60 HZ)	77018412	16	3
PRESSURE REGULATOR ASSY	77011551	17	1
PWR AMP BD ASSY (7704119X)	7701843X	30	N/A
Read/Write/Servo Module	77018423	18	14
Ring - Retaining	92033038	13	5
Ring, Retaining (deleted)	92033038	1	26
Scr, Pan Hd, 8-32 x .312	10127112	13	10
Screw	95959808	1	20
Screw	95959748	1	54
Screw	95843350	1	16
Screw - Mach	95843349	16	12
Screw No. 1/4-20 x 5/8	95843349	1	18
Screw, Cap Soc Hd, 4-40 x 1.0	92815107	19	11
Screw, Cap Soc Hd, 4-40 x 1.0	92815107	20	11
Screw, Ext Tooth, 4-40 x .312	95959702	21	2
Screw, Ext Tooth, 4-40 x .375	95959703	21	6
Screw, Ext Tooth, 4-40 x .375	95959703	22	3
Screw, Ext Tooth, 6-32 x .375	95959725	21	9
Screw, Flat Hd	10125941	1	9
Screw, Flat Hd, 4-40 x .250	10125702	19	9
Screw, Flat Hd, 4-40 x .250	10125702	20	6
Screw, Flat Hd, 6-32 x .38	92960165	14	19
Screw, Flat Hd, 6-32 x .38	92960165	14	8
Screw, Flat Hd, 6-32 x .38	92960165	14	2
Screw, Hd Phl, 4-40 x .312	92748084	20	3
Screw, Hd Phl, 4-40 x .312	92748084	19	3
Screw, Hex Hd, 1/4-20 x .438	95952315	17	8
Screw, Hex Soc Hd Cap, 4-40 x .625	92817102	14	14
Screw, Hex Washer Hd, 1/4-20 x .62	99843350	16	14
Screw, Nylon	93344193	1	11
Screw, Pan Hd 4-40 x 1.00	10127109	14	24
Screw, Pan Hd Cap, 10-24 x .437	10127178	16	4
Screw, Pan Hd Ph, 6-32 x .312	95959724	15	2

*** NOTE ***

When the description includes "added" or "deleted", ALWAYS refer to the figure parts list for the latest related part description.

TU80 SORTED BY VENDOR DESCRIPTION

DESCRIPTION	VENDOR PART NO.	FIG. NO.	ITEM
Screw, Pan Hd Ph, Ext. T., Lw	95959725	18	9
Screw, Pan Hd, 4-40 x .312	10127103	19	7
Screw, Pan Hd, 4-40 x .312	10127103	20	7
Screw, Pan Hd, 4-40 x .38	10127104	14	10
Screw, Pan, Hd 6-32 x .312	10127112	13	2
Screw, Ph Hex Hd Cap, 3/8-16 x 1.00	10126530	17	16
Screw, Ph Hex Hd Cap, 3/8-16 x 1.00	10126530	17	13
Screw, Self Thd Pan Hd, 8-32 x .375	93590200	18	18
Screw, Self Thd Pan Hd, 8-32 x .375	93590200	17	11
Screw, Self Thd Pan Hd, 8-32 x .438	93590201	17	5
Screw, Self Thd Pan Hd, 8-32 x .500	93590202	18	6
Screw, Self Thd Ph Pan Hd, 8-32 x .375	93990200	16	9
Screw, Self Thd Ph Pan Hd, 8-32 x .375	93590200	16	21
Screw, Self Thd Ph Pan Hd, 8-32 x .375	93590200	16	18
Screw, Self Thd Ph Pan Hd, 8-32 x .375	93590200	16	16
Screw, Sems	95959766	1	13
Screw, Set, 4-40 Unc x .188 Lg	95034709	21	4
Screw, Shoulder	77003970	14	29
Screw, Shoulder	77003970	21	11
Screw, Shoulder (added)	95943617	1	64
Screw, Shoulder (deleted)	95943617	1	64
Screw, Soc Hd Cap	10126245	14	4
Screw, Soc Hd Cap 6-32 x .69	92817165	18	2
SENSOR ASSEMBLY, 1 LINE TACH	95966083	21	5
Sensor, File Protect	95966083	14	9
Shipping Bracket Assembly	90541621	1	53
Slvg - Htshrk, From .09 To .05 Blk	24534707	27	7
Slvg-Ht Shrk, From .12 to .06 Blk	24534706	28	8
Slvg-Ht Shrk, From .19 to .09 Blk	24534707	28	9
Spacer	77018880	13	4
Spacer (deleted)	77018880	1	22
Stand-Off Stud	95969230	18	13
Strap - Ca Tie 18 Lb .091W 3.63L	94277400	23	4
Strap - Ca Tie 18 Lb .091W 3.63L	94277400	26	7
Strap - Mkr Tie 18 Lb .091W 3.63L	94277407	25	3
Strap - Mkr Tie 18 Lb .093W 4 Lg	94277409	26	6
Strap, Mkr Tie 18 Lb, .091W 3.63L	94277407	21	15
Strap-Ca Tie 18 Lb .091W 3.63L	94277400	29	11
Strap-Ca Tie 50 Lb .104W 7.31L	94277401	29	13
Strap-Ca Tie, 50 Lb. 104W, 7.31L	94277401	30	7
Strap-Mkr Tie 18 Lb .091W 3.63L	94277407	28	10
Strap-Mkr Tie 18 Lb, .091W, 3.63L	94277407	22	5
Stud, Deck Pivot	77015290	1	8
Stud, Hollow	77015420	17	2
Stud, Self-Clinch, 4-40 x .500	95948403	30	4
Tachometer, 1000 Line	95966061	22	1
TAPE CLEANER ASSY	77010492	14	23
Tape Deck, Machining	77014312	18	19

*** NOTE ***

When the description includes "added" or "deleted", ALWAYS refer to the figure parts list for the latest related part description.

TU80 SORTED BY VENDOR DESCRIPTION

DESCRIPTION	VENDOR PART NO.	FIG. NO.	ITEM
Term-R, Ins 8/10, 16-14G 170/Max	95867014	29	9
Term-Skt, Ins .032 x .107 Tab 22-18	95963318	28	6
Term-Skt, Ins .032 x .250 Tab 22-18	95963312	26	5
Terminal, Swager	92498021	30	2
TOP COVER ASSEMBLY	77017431	13	1
Top Cover Assembly (deleted) (See Note)	77017431	1	23
TOP COVER LATCH ASSEMBLY	92013304	13	13
Torque Seal	94671586	22	2
Transducer Press Solid State	95967710	20	9
Transducer Press, Solid State	95967710	19	10
Tubing - Modification, 22.00 L 'Out'	77011934	17	6
Tubing, Heat Shrink	93154204	27	6
Universal Compressor Assy (50/60 Hz)	77011537	17	7
Washer, Dish #10	09040204	16	5
Washer, Dish #8 Dbl Lock	09040203	18	7
Washer, Ext Lock, 1/4	10126404	17	9
Washer, Flat	10125607	1	55
Washer, Flat #6	10125605	18	10
Washer, Flat #6	10125605	18	4
Washer, Flat #6	10125605	15	3
Washer, Insulated Shoulder	95643806	30	3
Washer, Plain #10	10125607	14	6
Washer, Plain #4	10125603	14	11
Washer, Plain #4	10125603	14	16
Washer, Plain 4	10125603	19	12
Washer, Plain 4	10125603	21	7
Washer, Plain 4	10125603	20	13
Washer, Spring Lock #10	10125805	14	5
Washer, Spring Lock #4	10125801	14	25
Washer, Spring Lock #4	10125801	14	15
Washer, Spring Lock #6	10125803	18	3
Washer, Spring Lock 4	10125801	20	12
Washer, Spring Lock 4	10125801	19	13
Washer, Spring Lock 4	10125801	19	8
Washer, Spring Lock 4	10125801	30	6
Washer, Spring Lock 4	10125801	20	8
Washer, Spring Lock, 3/8	10125808	17	17
Washer, Spring Lock, 3/8	10125808	17	14
Wire 18 Awg	15003301	26	2
Wire 20G 60 Ins 000PVC 300V 10/30	15003400	28	7
Wire 24G 0487041 8 Pvc 300V 7 x 32	24548309	23	3
Wire Hkp 18 Awg	15003306	26	3
Wire, 14 G 120 Ins 24 PVC 600V 41/30	95858713	29	5
Wire, 14G 120 Ins 0 PVC 600V 41/30	95858700	29	3
Wire, 14G 120 Ins 2 PVC 600V 41/30	95858702	29	4
Wire, Elec, 16 84 Ins 292 PVC 300V 26/30	15003240	29	6
Wire, Elec, Ins, 14 Awg, Blue/Wht	95858727	29	7

*** NOTE ***

When the description includes "added" or "deleted", ALWAYS refer to the figure parts list for the latest related part description.