

8 7 6 5 4 3 2 1

85

12

COMPONENT SIDE VIEW

8.41" 213.92 MM REF

D UAM7096-0-0

D UAM7096-0-0

NOTES: 1. W4-W8, W11-W14 ARE NOT INSTALLED

STEP 1 → Y AXIS 0 STEP 2 TIMES
 REPORT → X AXIS 0 STEP 2 TIMES

CHG CHANGE NO REV

REDAWN 4-80
 7096-M100
 6-78
 6-78
 6-78

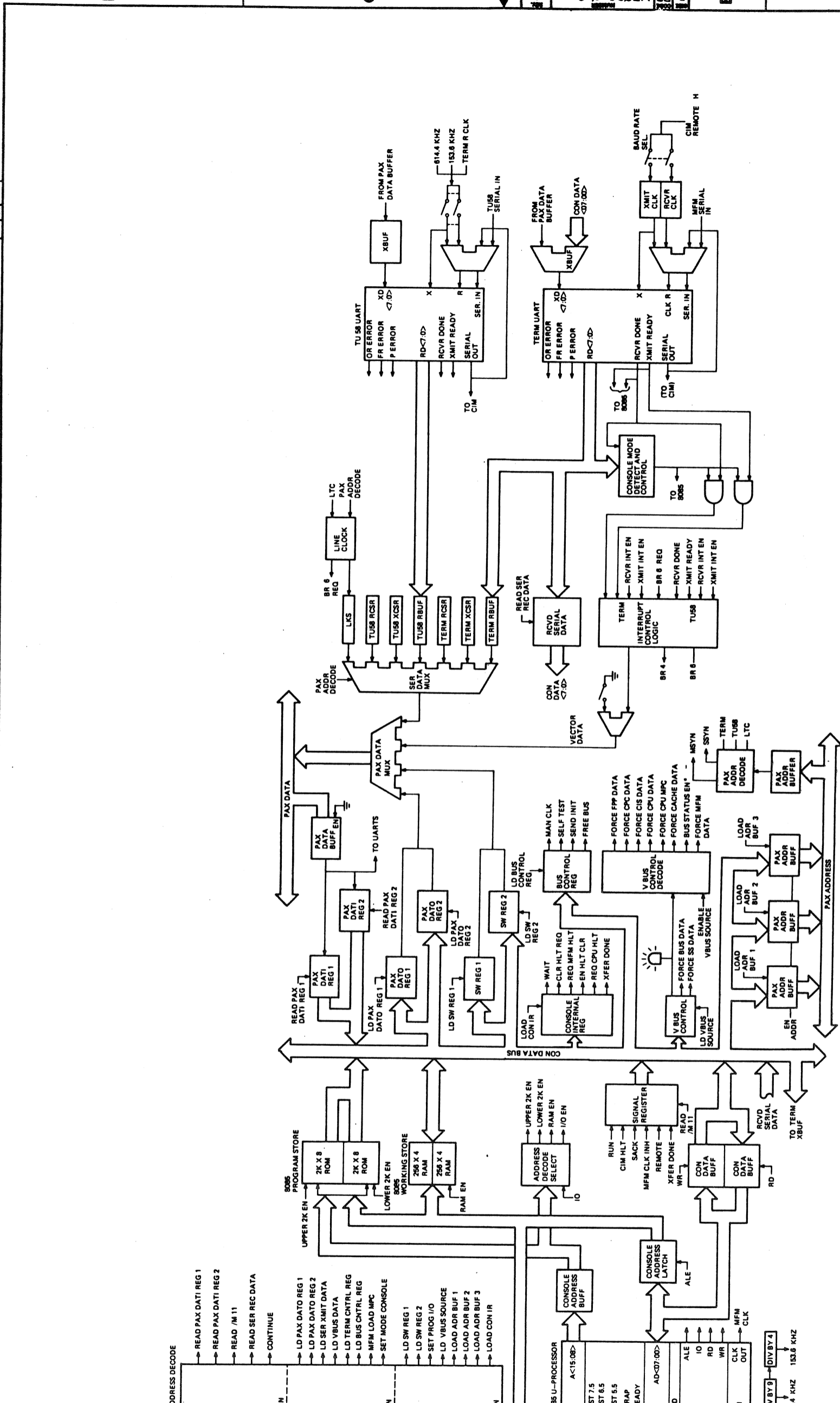
VUTSRPNMLKJHFEDCBA VUTSRPNMLKJHFEDCBA VUTSRPNMLKJHFEDCBA VUTSRPNMLKJHFEDCBA VUTSRPNMLKJHFEDCBA VUTSRPNMLKJHFEDCBA VUTSRPNMLKJHFEDCBA VUTSRPNMLKJHFEDCBA

DATE	1/19/72
SIGNATURES	
DRN. D. C. [Signature]	
CHK. D. [Signature]	
MECH. ENG. [Signature]	
PROJ. ENG. [Signature]	
PROJ. [Signature]	
SCALE	2/1
SHT.	OF 2
SIZE CODE	0
NUMBER	UAM 7096-0-0
REV	E

TITLE MULTI-FUNCTION KDI1-Z

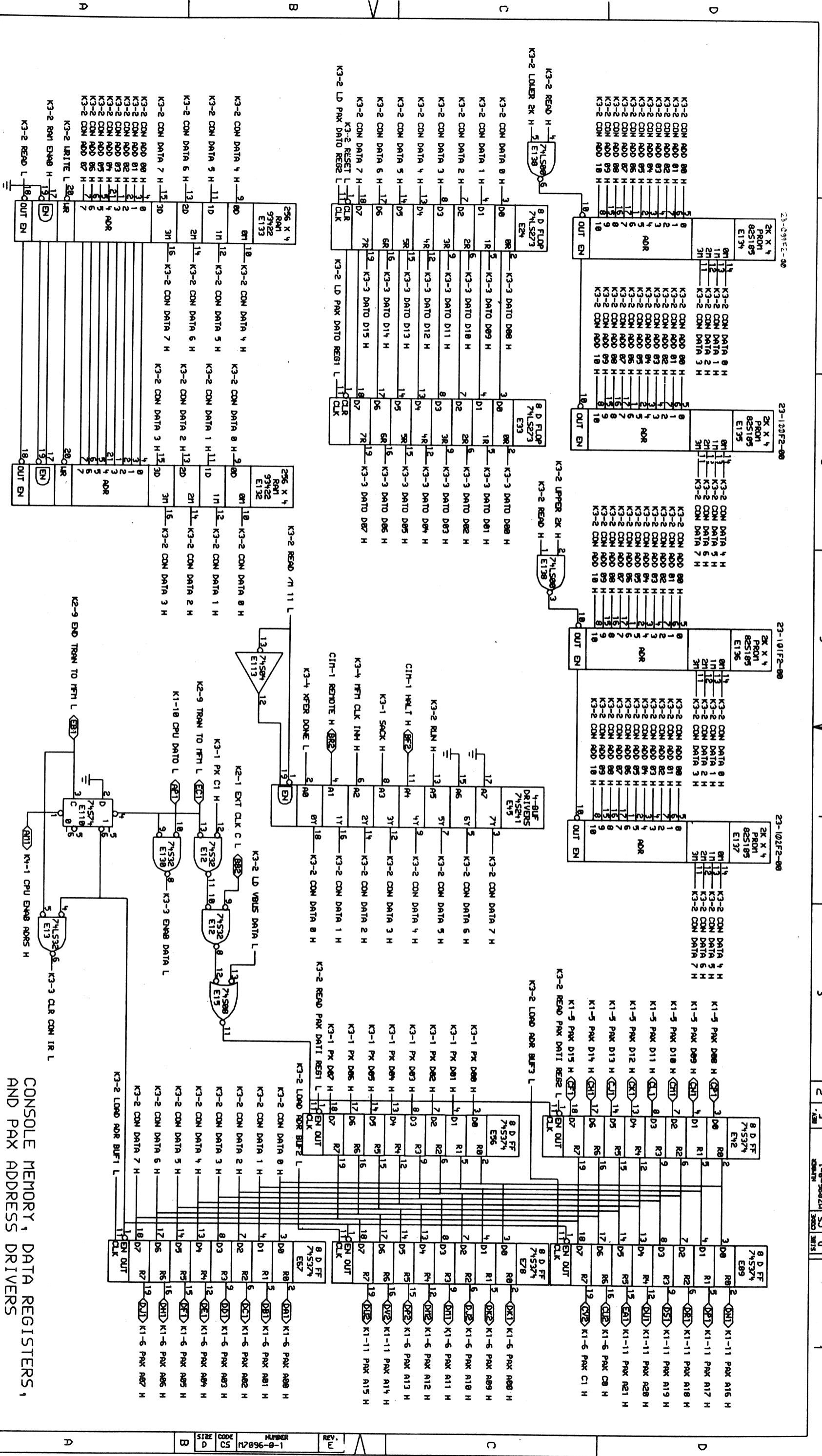
1 MS#171920

THIS DRAWING AND SPECIFICATIONS HEREBY ARE THE PROPERTY OF DIGITAL EQUIPMENT CORPORATION AND SHALL NOT BE REPRODUCED OR COPIED IN WHOLE OR IN PART WITHOUT THE WRITTEN PERMISSION OF DIGITAL EQUIPMENT CORPORATION © 1980



DRN. S. S. S.	11-APR-80	FIRST USED ON	PDP-11/44
CHKD. B. G.	7-APR-80	TITLE	MULTI-FUNCTION MODULE
PROJ. ENG. B. G.	7-APR-80	SIZE	D
PROD. B. G.	7-APR-80	SCALE	NONE
NEXT HIGHER ASSY.		SHEET	1 OF 1
B-DD-KD11-2-0		NUMBER	M7096-0-2
REV. A		DIST.	TW

REV.	ORIG.
CHG. NO.	



CONSOLE MEMORY, DATA REGISTERS,
AND PAX ADDRESS DRIVERS

REVISIONS

REV	CHG	CHANGE NO.	REV
1			
2			
3			
4			
5			
6			
7			
8			

DATE: 11/7/44

DESIGNED BY: [Signature]

CHECKED BY: [Signature]

DATE: 11/7/44

DESIGNED BY: [Signature]

CHECKED BY: [Signature]

DATE: 11/7/44

DESIGNED BY: [Signature]

CHECKED BY: [Signature]

DATE: 11/7/44

DESIGNED BY: [Signature]

CHECKED BY: [Signature]

DATE: 11/7/44

DESIGNED BY: [Signature]

CHECKED BY: [Signature]

DATE: 11/7/44

DESIGNED BY: [Signature]

CHECKED BY: [Signature]

DATE: 11/7/44

DESIGNED BY: [Signature]

CHECKED BY: [Signature]

DATE: 11/7/44

DESIGNED BY: [Signature]

CHECKED BY: [Signature]

DATE: 11/7/44

DESIGNED BY: [Signature]

CHECKED BY: [Signature]

DATE: 11/7/44

DESIGNED BY: [Signature]

CHECKED BY: [Signature]

DATE: 11/7/44

DESIGNED BY: [Signature]

CHECKED BY: [Signature]

DATE: 11/7/44

DESIGNED BY: [Signature]

CHECKED BY: [Signature]

DATE: 11/7/44

DESIGNED BY: [Signature]

CHECKED BY: [Signature]

DATE: 11/7/44

DESIGNED BY: [Signature]

CHECKED BY: [Signature]

DATE: 11/7/44

DESIGNED BY: [Signature]

CHECKED BY: [Signature]

DATE: 11/7/44

DESIGNED BY: [Signature]

CHECKED BY: [Signature]

DATE: 11/7/44

DESIGNED BY: [Signature]

CHECKED BY: [Signature]

DATE: 11/7/44

DESIGNED BY: [Signature]

CHECKED BY: [Signature]

DATE: 11/7/44

DESIGNED BY: [Signature]

CHECKED BY: [Signature]

DATE: 11/7/44

DESIGNED BY: [Signature]

CHECKED BY: [Signature]

DATE: 11/7/44

DESIGNED BY: [Signature]

CHECKED BY: [Signature]

DATE: 11/7/44

DESIGNED BY: [Signature]

CHECKED BY: [Signature]

DATE: 11/7/44

DESIGNED BY: [Signature]

CHECKED BY: [Signature]

DATE: 11/7/44

DESIGNED BY: [Signature]

CHECKED BY: [Signature]

DATE: 11/7/44

DESIGNED BY: [Signature]

CHECKED BY: [Signature]

DATE: 11/7/44

DESIGNED BY: [Signature]

CHECKED BY: [Signature]

DATE: 11/7/44

DESIGNED BY: [Signature]

CHECKED BY: [Signature]

DATE: 11/7/44

DESIGNED BY: [Signature]

CHECKED BY: [Signature]

DATE: 11/7/44

DESIGNED BY: [Signature]

CHECKED BY: [Signature]

DATE: 11/7/44

DESIGNED BY: [Signature]

CHECKED BY: [Signature]

DATE: 11/7/44

DESIGNED BY: [Signature]

CHECKED BY: [Signature]

DATE: 11/7/44

DESIGNED BY: [Signature]

CHECKED BY: [Signature]

DATE: 11/7/44

DESIGNED BY: [Signature]

CHECKED BY: [Signature]

DATE: 11/7/44

DESIGNED BY: [Signature]

CHECKED BY: [Signature]

DATE: 11/7/44

DESIGNED BY: [Signature]

CHECKED BY: [Signature]

DATE: 11/7/44

DESIGNED BY: [Signature]

CHECKED BY: [Signature]

DATE: 11/7/44

DESIGNED BY: [Signature]

CHECKED BY: [Signature]

DATE: 11/7/44

DESIGNED BY: [Signature]

CHECKED BY: [Signature]

DATE: 11/7/44

DESIGNED BY: [Signature]

CHECKED BY: [Signature]

DATE: 11/7/44

DESIGNED BY: [Signature]

CHECKED BY: [Signature]

DATE: 11/7/44

DESIGNED BY: [Signature]

CHECKED BY: [Signature]

DATE: 11/7/44

DESIGNED BY: [Signature]

CHECKED BY: [Signature]

DATE: 11/7/44

DESIGNED BY: [Signature]

CHECKED BY: [Signature]

DATE: 11/7/44

DESIGNED BY: [Signature]

CHECKED BY: [Signature]

DATE: 11/7/44

DESIGNED BY: [Signature]

CHECKED BY: [Signature]

DATE: 11/7/44

DESIGNED BY: [Signature]

CHECKED BY: [Signature]

DATE: 11/7/44

DESIGNED BY: [Signature]

CHECKED BY: [Signature]

DATE: 11/7/44

DESIGNED BY: [Signature]

CHECKED BY: [Signature]

DATE: 11/7/44

DESIGNED BY: [Signature]

CHECKED BY: [Signature]

DATE: 11/7/44

DESIGNED BY: [Signature]

CHECKED BY: [Signature]

DATE: 11/7/44

DESIGNED BY: [Signature]

CHECKED BY: [Signature]

DATE: 11/7/44

DESIGNED BY: [Signature]

CHECKED BY: [Signature]

DATE: 11/7/44

DESIGNED BY: [Signature]

CHECKED BY: [Signature]

DATE: 11/7/44

DESIGNED BY: [Signature]

CHECKED BY: [Signature]

DATE: 11/7/44

DESIGNED BY: [Signature]

CHECKED BY: [Signature]

DATE: 11/7/44

DESIGNED BY: [Signature]

CHECKED BY: [Signature]

DATE: 11/7/44

DESIGNED BY: [Signature]

CHECKED BY: [Signature]

DATE: 11/7/44

DESIGNED BY: [Signature]

CHECKED BY: [Signature]

DATE: 11/7/44

DESIGNED BY: [Signature]

CHECKED BY: [Signature]

DATE: 11/7/44

DESIGNED BY: [Signature]

CHECKED BY: [Signature]

DATE: 11/7/44

DESIGNED BY: [Signature]

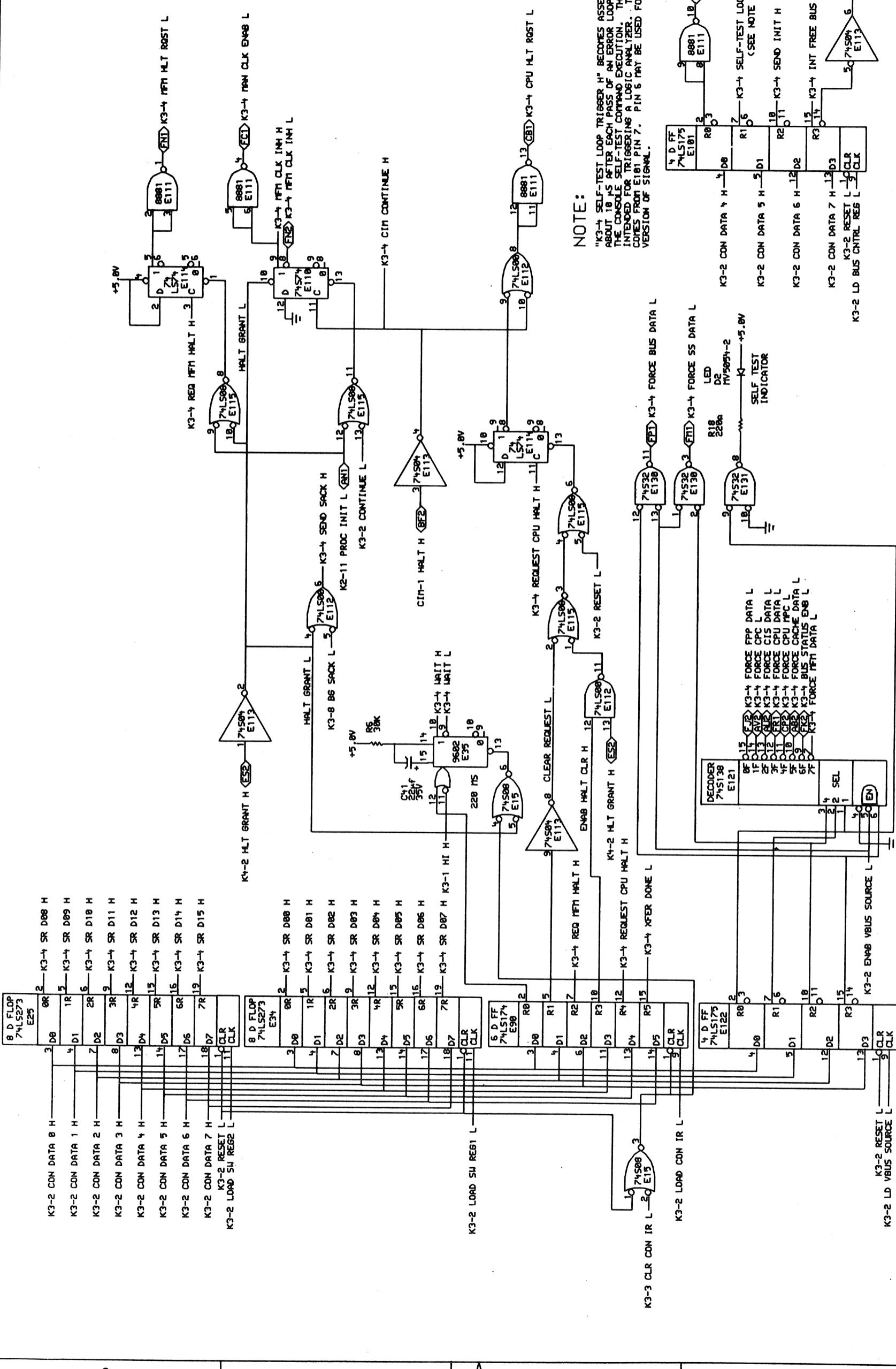
CHECKED BY: [Signature]

DATE: 11/7/44

DESIGNED BY: [Signature]

CHECKED BY: [Signature]

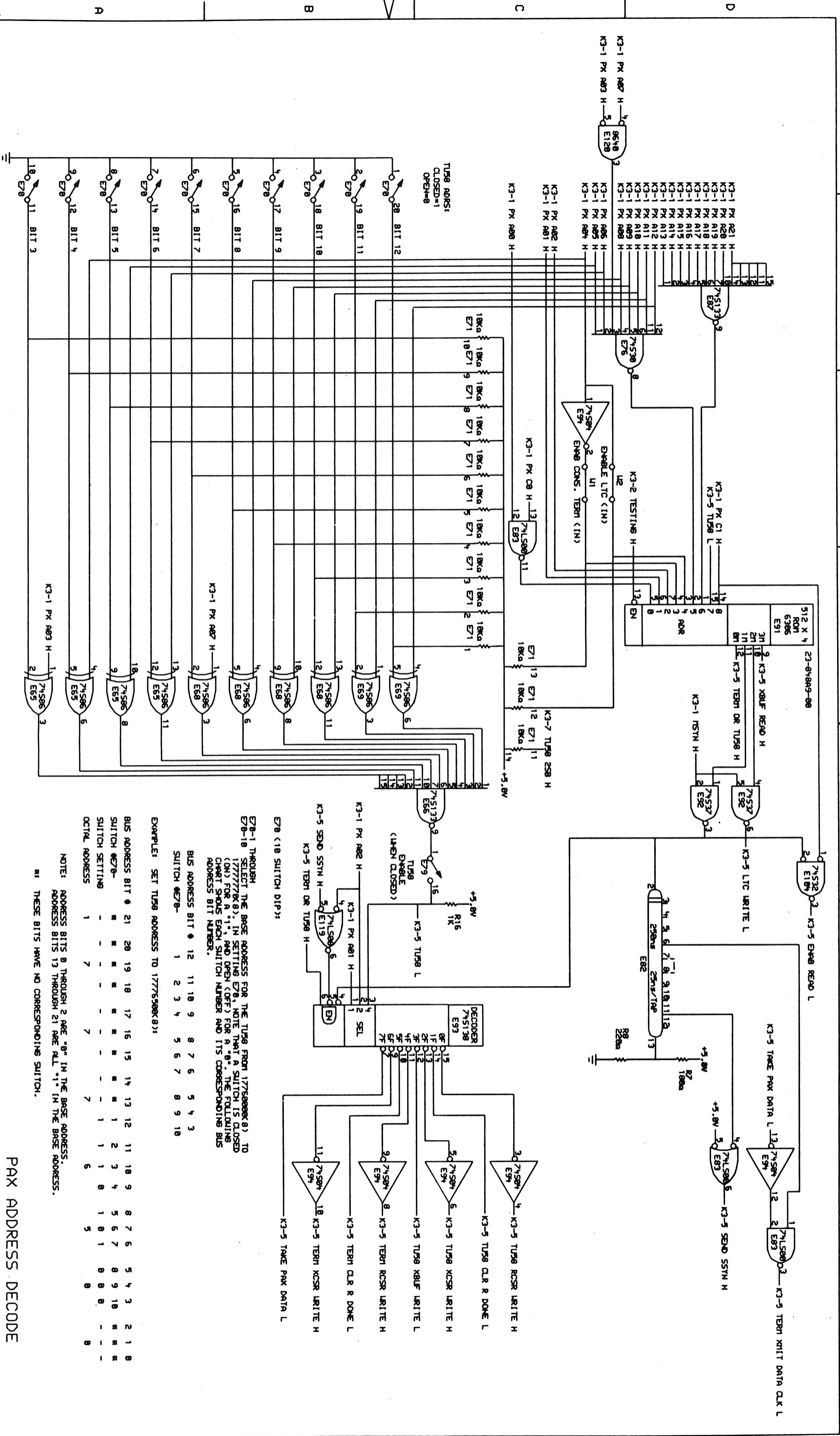
DATE: 11/7/44



NOTE:
 "K3-4 SELF-TEST LOOP TRIGGER H" BECOMES ASSERTED FOR ABOUT 10 μS AFTER EACH PASS OF AN ERROR LOOP DURING THE CONSOLE SELF-TEST COMMAND EXECUTION. THIS IS INTENDED FOR TRIGGERING A LOGIC ANALYZER. THIS SIGNAL CANNOT BE USED FOR INVERTED VERSION OF SIGNAL.

SWITCH REGISTER, CONSOLE CONTROL REGISTERS

DATE		REV.	
17-OCT-79		1	
DRAWN BY		CHECKED BY	
L150		L150	
FIRST USED ON OPTION MODEL: 11-44		18-DD-17096-0	
NEXT HIGHER ASSEMBLY: 18		SIZE CODE	
17096-0-1		D	
FUNCTION NUMBER		REV.	
(K3-4) MULTI-		E	
FUNCTION MODULE		REV.	
M7096-0-1		E	



PAX ADDRESS DECODE

NOTE: ADDRESS BITS 0 THROUGH 2 ARE "0" IN THE BASE ADDRESS.
 ADDRESS BITS 13 THROUGH 21 ARE ALL "1" IN THE BASE ADDRESS.
 * THESE BITS HAVE NO CORRESPONDING SWITCH.

EXAMPLE: SET TUS8 ADDRESS TO 17776500K(8):

BUS ADDRESS BIT #	21	20	19	18	17	16	15	14	13	12	11	10	9	8	7	6	5	4	3	2	1	0
SWITCH #E70-	1	1	1	1	1	1	1	1	1	1	1	1	1	1	1	1	1	1	1	1	1	1
CTRL ADDRESS	1	7	7	7	7	7	7	7	7	7	7	7	7	7	7	7	7	7	7	7	7	7

E70 (10 SWITCH DIP):

E70-1 THROUGH E70-10 SELECT THE BASE ADDRESS FOR THE TUS8 FROM 1776000K(8) TO 1777777K(8). IN SETTING E70, NOTE THAT A SWITCH IS CLOSED (ON) FOR A "1", AND OPEN (OFF) FOR A "0". THE FOLLOWING CHART SHOWS EACH SWITCH NUMBER AND ITS CORRESPONDING BUS ADDRESS BIT NUMBER.

REVISIONS

CHK	CHANGE NO.	REV

DATE: 11-17-44

DESIGNER: [Signature]

ENGINEER: [Signature]

TESTER: [Signature]

DATE: 11-17-44

REVISIONS: [Signature]

DATE: 11-17-44

REVISIONS: [Signature]

LINE ITEM	DOCUMENT NUMBER	PART NUMBER	DESCRIPTION	QTY PER VARIATION	REFERENCE DESIGNATOR
1	1	5013556-00	ETCHED CIRCUIT BOARD	1	C43
2	2	1001776-00	1 MFD 35V 10%	1	C41
3	3	1002433-00	22 MFD 35V 20%	1	C41
4	4	1005306-00	6.8MFD 35V 10%	6	C1-C6
5	5	1005335-00	39 MFD 20V 10%	1	C39
6	6	1011895-00	.15 MFD 35V 10%	1	C40
7	7	1012784-00	.047 MFD 50V +80-20%	37	C7-C36, C45-C50, C52
8	8	1013466-06	100.0 MFD 50V 5%	2	C42, C44
9	9	1013466-11	22 MFD 50V +80-20%	1	C37
10	10	1109502-01	VZ= 12.0 2% 1 W 1N4742	1	D1
11	11	1110864-00	LED 2MCD@10MA	1	D2
12	12	1210711-02	/REPLACED BY 12-16988-02	1	E7
13	13	1211164-03	SW,DIP 7POS/1PST 5VDC100MA F	1	E7
14	14	1211164-04	SW,DIP 08POS/1PST 5VDC100MA F	1	E6
15	15	1211164-05	SW,DIP 09POS/1PST 5VDC100MA FL	1	E6
16	16	1211164-06	SW,DIP 10POS/1PST 5VDC100MA F	1	E70
17	17	1215006-03	SKT,IC 18PIN DIP TIN	4	XE134, XE135, XE136, XE137
18	18	1215006-08	SKT,IC 40PIN DIP TIN	3	XE11, XE41, XE139
19	19	1300005-03	R NETWORK 13-10K 5.0 % 14PIN	5	E10, E40, E52, E71, E80
20	20	1300219-00	68.0 25 W 5.0 %	2	R10, R19
21	21	1300271-00	220.0 25 W 5.0 %	2	R8, R18
22	22	1300316-00	470.0 25 W 5.0 %	1	R17
23	23	1300365-00	1.0 K 25 W 5.0 %	5	R2, R12, R13, R14, R16
24	24	1300479-00	10.0 K 25 W 5.0 %	1	R5
25	25	1301322-00	180.0 K 25 W 5.0 %	1	R7
26	26	1301874-00	5.60 K 25 W 5.0 %	3	R9, R11, R15
27	27	1302391-00	20.0 K 25 W 5.0 %	1	R3
28	28	1302394-00	30.0 K 25 W 5.0 %	2	R1, R6
29	29	1312628-01	R NETWORK 14-176.5 11-375 16PIN	1	E109
30	30	1611243-00	DELAY=25-250NS, 10TAPS RCL#L-183	1	E82

ENG	ECO NUMBER	REV	BASIC PART NO:	DRN:	DATE:	TITLE	D I G I T A L
		A	M7096	K. FRIEDGEN	22-MAR-79	KD11-Z MULTI-FUNCTION	
		B		E. T. GERRY	22-MAR-79		
BG	TW001	C		B. GIST	22-MAR-79		
BG	TW003	D		B. GIST	22-MAR-79		
BG	TW004	E		B. GIST	22-MAR-79		
F. C	M7096-ML006			J. COMELLA	10-MAY-79		

SECTION VARIATION INDEX

DES. ENG.: B. GIST DATE: 22-MAR-79

RESP. ENG.: B. GIST DATE: 22-MAR-79

MFG. ENG.: J. COMELLA DATE: 10-MAY-79

ASSEMBLY NUMBER: D-UA-M7096-0-0

TOP DOCUMENT NUMBER: K PL M7096-0-DBP

FILE NAME: Z0622E.PLS

EDIT # 15

"THIS DRAWING AND SPECIFICATIONS HEREIN, ARE THE PROPERTY OF DIGITAL EQUIPMENT CORPORATION AND SHALL NOT BE REPRODUCED OR COPIED OR USED IN WHOLE OR IN PART AS THE BASIS FOR THE MANUFACTURE OR SALE OF ITEMS WITHOUT WRITTEN PERMISSION. COPYRIGHT (C) 1983. DIGITAL EQUIPMENT CORPORATION"

LINE ITEM	DOCUMENT NUMBER	PART NUMBER	DESCRIPTION	QTY PER VARIATION	REFERENCE DESIGNATOR
31		1811660-23	OSCILLATOR, XTAL	1	E141
32		1909705-00	DEC 8881 NAND GATE-QUAD 2IN 0	1	E111
33		1910532-00	74S00 NAND GATE-QUAD 2IN	2	E85, E88
34		1910534-00	74S04 INVERTER GATE-HEX 1I	3	E94, E113, E116
35		1910537-00	74S11 AND GATE-TRIPLE 3INP	1	E74
36		1910544-00	74S74 FF-D DUAL, EDGE TRIGG	1	E110
37		1910545-00	74S112 FF-JK DUAL, EDGE TRIG	1	E118
38		1910549-00	74S158 MUX 1 OF 2 (QUAD)	2	E57, E77
39		1910550-00	74S174 FF-D HEX	1	E96
40		1910951-00	9602 ONE SHOT-DUAL	3	E8, E35, E37
41		1911324-00	7414 INVERTER, HEX 1IN SCH	1	E81
42		1911469-00	8640 RECEIVER, BUS, QUAD, U	1	E107, E120, E140
43		1911579-00	8641 TRANSCEIVER, BUS, QUAD	1	E99
44		1911675-00	74S138 DECODER/DEMUX 3-8 LI	4	E93, E100, E103, E121
45		1911983-00	74S133 NAND GATE-POSITIVE 1	2	E66, E87
46		1912096-00	74S86 XOR GATE, QUAD 2IN, PO	3	E65, E68, E69
47		1912389-00	74S08 AND GATE-QUAD 2IN, PO	1	E15
48		1912647-00	LS257 MUX 1 OF 2 (QUAD)	2	E4, E18
49		1912660-00	74S253 MUX 1 OF 4 (DUAL)	8	E22, E23, E31, E32, E43, E44, E54, E55
50		1912697-00	LS174 FF-D HEX W/CLEAR	1	E90
51		1912746-00	74S37 NAND GATE-QUAD 2IN	1	E92
52		1912799-00	LS00 NAND-GATE-QUAD 2IN, P	3	E83, E112, E138
53		1912803-00	LS04 INVERTER GATE, HEX	1	E26
54		1912805-00	LS08 AND GATE-QUAD 2IN, PO	7	E29, E30, E46, E51, E72, E115, E119
55		1912808-00	LS11 AND GATE-TRIPLE 3IN	2	E49, E19
56		1912810-00	LS20 NAND GATE-DUAL 4IN	1	E28
57		1912813-00	LS27 NOR GATE-TRIPLE 3IN	1	E38
58		1912816-00	LS32 OR GATE-QUAD 2IN, POS	4	E3, E13, E84, E106
59		1912824-00	LS74 FF-D DUAL, EDGE TRIGG	8	E20, E27, E50, E59, E62, E63, E105, E114
60		1912834-00	LS112 FF-JK, DUAL, EDGE TRIG	1	E108
61		1912842-00	LS138 DECODER-THREE INPUT,	1	E102
62		1912844-00	LS151 MUX 1 OF 8 & DATA	2	E47, E48
63		1912845-00	LS153 MUX 1 OF 4 (DUAL)	3	E16, E17, E58
64		1912847-00	LS157 MUX 1 OF 2 (QUAD)	1	E14
65		1912851-00	LS169 COUNTER, SYNCH. UP/DO	1	E129
66		1912853-00	LS175 FF-D QUAD	4	E21, E60, E101, E122
67		1912863-00	LS273 FF-D OCTAL W/CLEAR	5	E9, E24, E25, E33, E34
68		1912867-00	LS298 MUX 1 OF 4, 2IN W/S	2	E39, E61
69		1913340-00	74S32 OR GATE-QUAD 2IN	5	E12, E73, E104, E130, E131
70		1913493-00	74S241 OCTAL BUFFER, TRI-STA	10	E36, E45, E53, E64, E75, E86, E124, E125, E127, E128
71		1913670-00	74S373 LATCH, 8BIT TRANS TRI	1	E123
72		1913671-00	74S374 FF-D, OCTAL, TRI STATE	5	E42, E56, E67, E78, E89
73		1914086-00	74S30 NAND GATE-POS 8IN	2	E76, E117
74		1914438-00	DC 013 UNIBUS INTERRUPT-BIP	2	E97, E98
75		1915697-00	RAM 256X4 TRI-STATE	2	E132, E133
76		2112623-02	DUAL BAUD RATE GEN/PROG DIVIDER	1	E5

SIZE	CODE	DOCUMENT NUMBER	REV
K	PL	M7096-0-DBP	E

SECTION A	OF A

AUTOMATED BY PRLST.3J(25)

PARTS LIST

SHEET A3 OF A3

LINE ITEM	DOCUMENT NUMBER	PART NUMBER	DESCRIPTION	QTY PER VARIATION	REFERENCE DESIGNATOR
77		2113937-00	UART 125K BUAD	2	E11,E41
78		2114963-00	UP, 8-BIT NMOS	1	E139
79		23017F2-00	*** THIS ITEM IS NOT USED ***	-	
80		23018F2-00	*** THIS ITEM IS NOT USED ***	-	
81		23019F2-00	*** THIS ITEM IS NOT USED ***	-	
82		23261A1-00	A1-07	1	E95
83		23847A9-00	A9-01	1	E126
84		23848A9-00	A9-01	1	E91
85		9000024-01	EYELET, ROLLED	12	
86		90009157-00	ADH. LIQ. RM. TEMP CURING COLORLESS	A/R	
87		9009185-00	JUMPER, WIRE, INSULATED, BLACK B	5	W1-W3, W9, W10
88		9105740-55	WIRE(WRAP) 30AWG KYNAR UL14	1	
89		1914451-00	LS393 COUNTER, BINARY, 4BIT	1	E2
90		23020F2-00	*** THIS ITEM IS NOT USED ***	-	
91		1004813-00	10 MFD 20V 10% S. TANT	1	C51
92		1105275-00	PIV- 100.0	1	D3
93		1302466-00	60 IO=300 MA -15NS	1	R4
94		23099F2-00	F2-01	1	E134
95		23100F2-00	F2-01	1	E135
96		23101F2-00	F2-01	1	E136
97		23102F2-00	F2-01	1	E137

D I G I T A L	TITLE	SECTION A OF A	SIZE CODE	DOCUMENT NUMBER	REV
YEAR: 83	KD11-Z MULTI-FUNCTION		K PL	M7096-0-DBP	E