

1-0-1056W SVD 2

3

4

5

6

7

8

THIS DRAWING AND ASSOCIATED DATA ARE THE PROPERTY OF MOTOROLA SEMICONDUCTOR CORPORATION. IT IS TO BE USED ONLY FOR THE PURPOSES SPECIFIED IN THE DRAWING. NO PART OF THIS DRAWING IS TO BE REPRODUCED OR TRANSMITTED IN ANY FORM OR BY ANY MEANS, ELECTRONIC OR MECHANICAL, INCLUDING PHOTOCOPYING, RECORDING, OR BY ANY INFORMATION STORAGE AND RETRIEVAL SYSTEM, WITHOUT PERMISSION IN WRITING FROM MOTOROLA SEMICONDUCTOR CORPORATION. © 1975 MOTOROLA SEMICONDUCTOR CORPORATION.

REV.	1	
TITLE	UNIBUS TERMINATOR/BOOTSTRAP	REV. 1
SCALE	1:1	REV. 1
SHEET	3 OF 5	REV. 1
PROJECT	DICS M9301-0-1	REV. 1

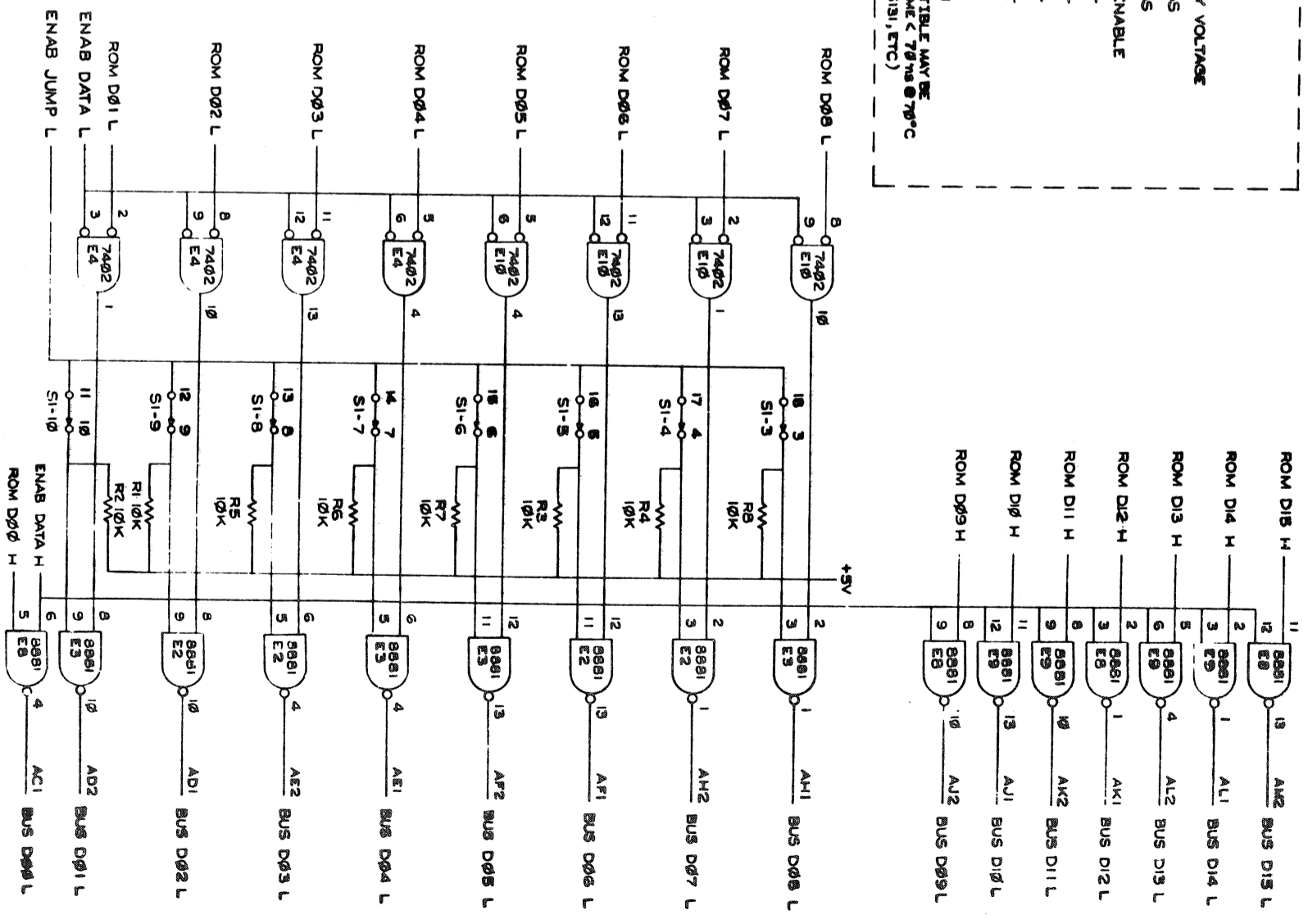
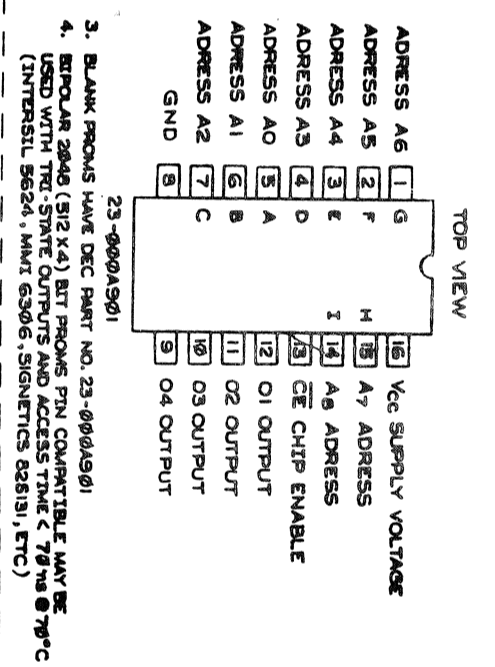
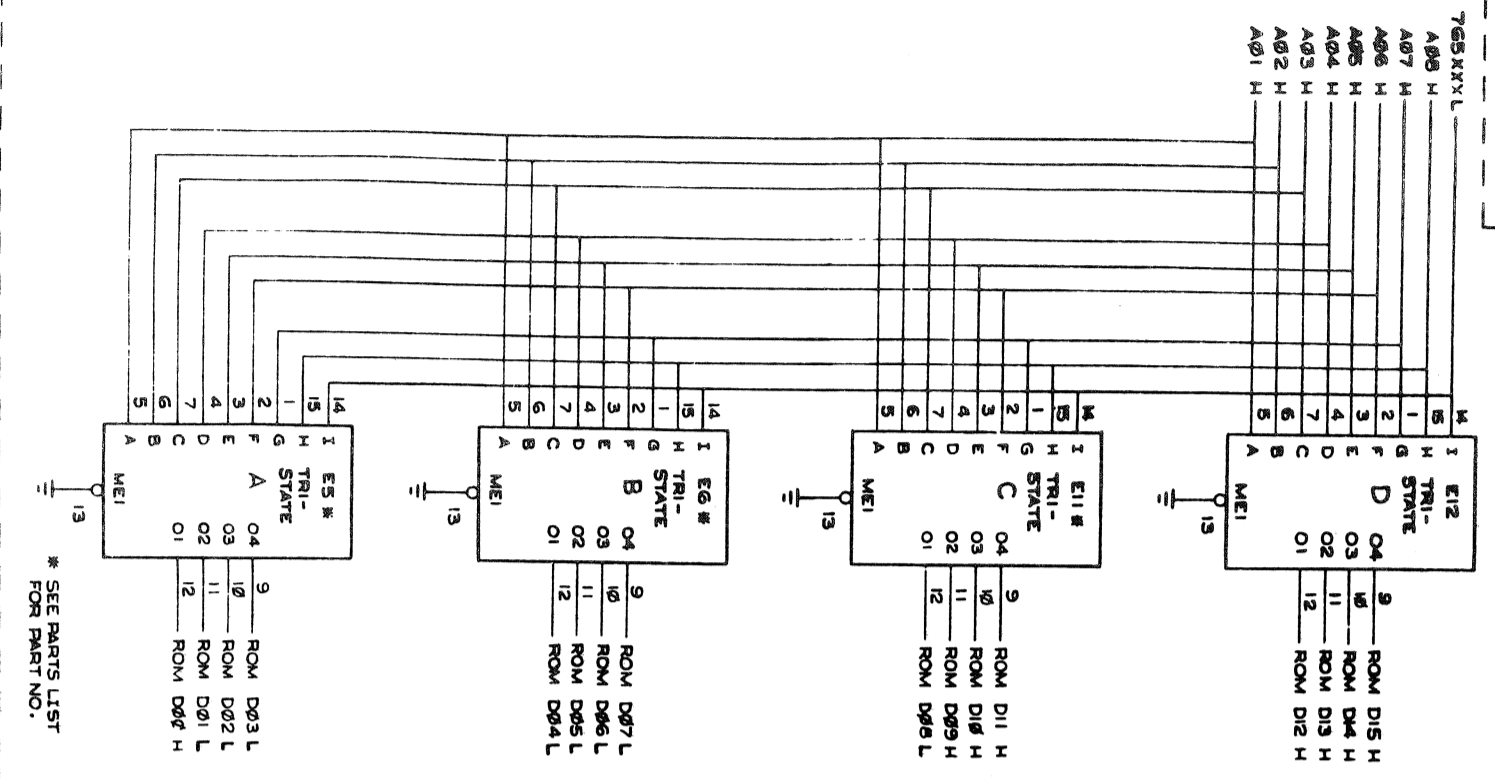
* ADDRESS BITS A13-A17 ARE DECODED BY E24
 ** CAUTION SHOULD BE TAKEN TO GUARANTEE PROPER NOISE FILTERING & LOGIC LEVELS ON THESE INPUTS

E25-4 DC LO H
 *** JUMPER WE SHOULD ONLY BE INSTALLED IN 11/55 AND 11/70 COMPUTERS WHOSE BACK PLANES HAVE BEEN MODIFIED FOR THIS MODULE.

REV.	
CHANGE NO.	

THIS DRAWING IS THE PROPERTY OF THE COMPANY AND IS NOT TO BE REPRODUCED OR TRANSMITTED IN ANY FORM OR BY ANY MEANS, ELECTRONIC OR MECHANICAL, INCLUDING PHOTOCOPYING, RECORDING, OR BY ANY INFORMATION STORAGE AND RETRIEVAL SYSTEM.

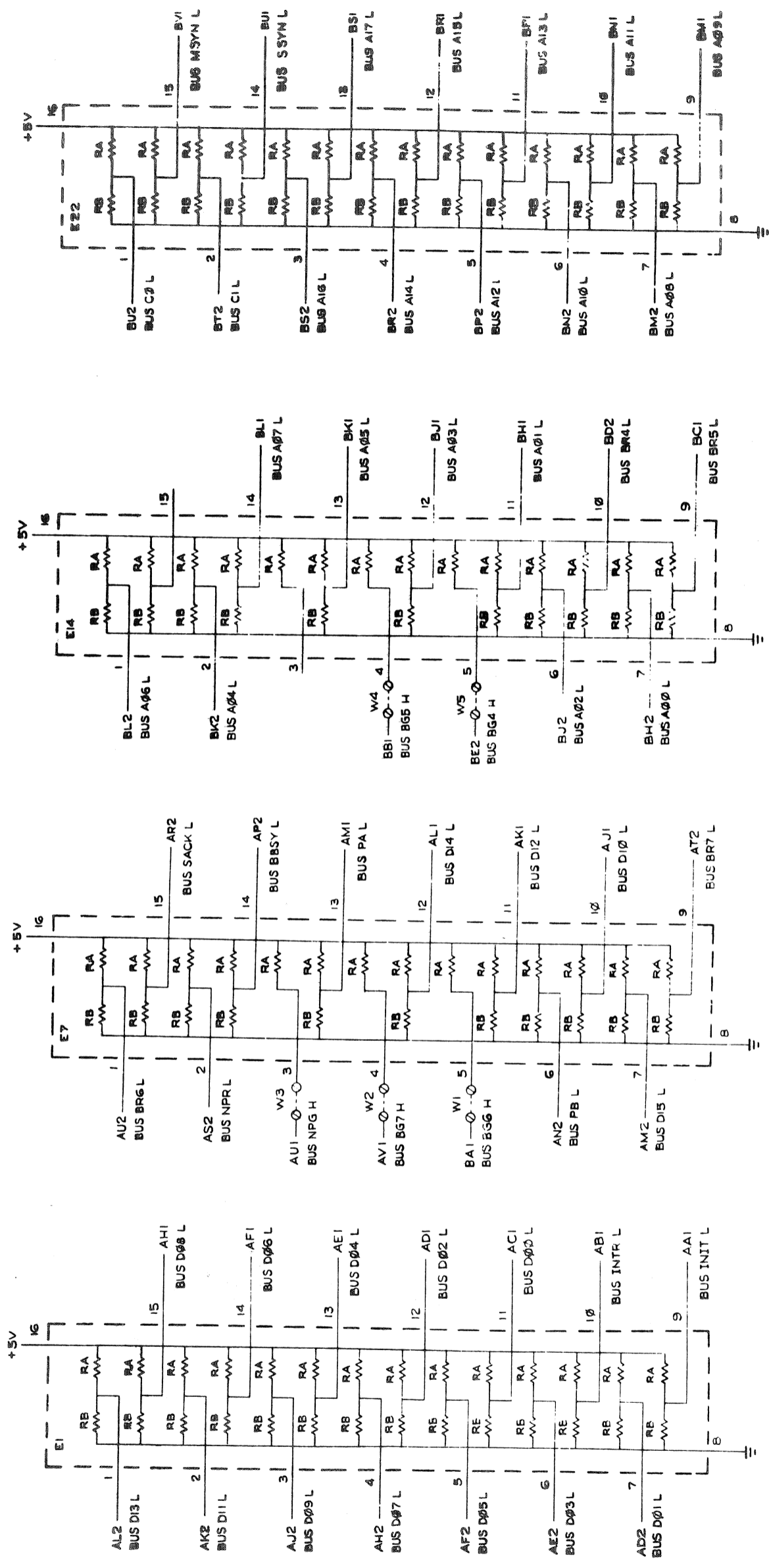
REV.	CHANGED NO.	REVISIONS



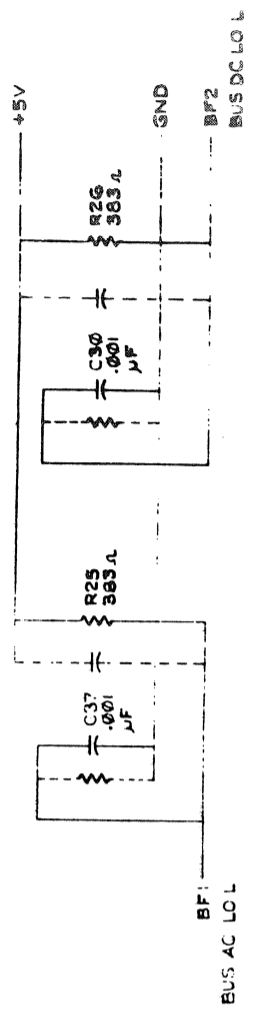
TITLE: UNIBUS TERMINATOR/BOOTSTRAP DISCS M9301-0-1

THE DRAWING AND SPECIFICATIONS HEREON ARE THE PROPERTY OF DIGITAL EQUIPMENT CORPORATION AND SHALL BE KEPT IN CONFIDENTIALITY. NO PART OF THIS DRAWING IS TO BE REPRODUCED OR TRANSMITTED IN ANY FORM OR BY ANY MEANS, ELECTRONIC OR MECHANICAL, INCLUDING PHOTOCOPYING, RECORDING, OR BY ANY INFORMATION STORAGE AND RETRIEVAL SYSTEM. WITHOUT THE WRITTEN PERMISSION OF DIGITAL EQUIPMENT CORPORATION.

1-C-1066W 30 2



NOTES: 1. ALL RA RESISTORS SHOWN ARE 176.5 Ω, ±2%
 2. ALL RB RESISTORS SHOWN ARE 375 Ω, ±2%
 3. JUMPERS W1 THRU W5 ARE ONLY INSERTED ON THE M9301-YC AND M9301-YH IF USED IN AN 11/70 COMPUTER.



REV.	CHANGE NO.	REVISIONS

TITLE: UNIBUS TERMINATOR/BOOTSTRAP
 SCALE: 1:1
 SHEET 5 OF 5
 DCS M9301-0-1