

# ILLUSTRATED PARTS BREAKDOWN

# PrintServer 17

## 300 DPI/600 DPI SYSTEMS

### ILLUSTRATED PARTS BREAKDOWN (IPB)

The IPB is used to identify a part and its location in a hardware product. The document references specific item numbers in the associated parts list.

#### HOW TO USE THE IPB

1. Locate the figure containing the item of interest.
2. Locate the number (callout) of the item of interest.
3. Locate that item number in the associated parts list.

#### FORMAT

Each IPB is generally organized based on its first figure. All other assemblies and subassemblies are referenced from this figure. Each figure contains numeric callouts of all major parts (items).

#### PARTS LIST

Each parts list contains the following:

**Figure and Item No.** – Lists the figure number and its referenced number callout.

**Description** – Presents the name and a brief description of the item. A single asterisk (\*) preceding the description denotes item is a

subassembly to its referenced figure. A double asterisk (\*\*) preceding the description indicates that the item is subordinate to the preceding single asterisk item.

**DEC Part No.** – Lists the Digital/Vendor part number. The letter in the column heading indicates the current revision level of the Engineering Drawing for the referenced figure.

**ECO Cut-In** – Lists the top assembly drawing number and revision level at first printing. All additional revisions to an item are listed in this column.

**Used On Code** – Lists letters referring to the product variation assigned in Figure 1. When this column is blank, the item is used in all variations.

**Ref Fig No.** – Lists a cross reference between figures within the IPB.

#### PART NUMBER/PART DESCRIPTION INDEX SECTION

Lists items by part number numerically, and description alphabetically. Items are also referenced to a location within the IPB by figure and item number.

### ECO/REVISION HISTORY

### OTHER IPB MANUALS REFERENCED

FIGURE NO.	ASSEMBLY	INITIAL LEVEL	CURRENT LEVEL	PRINTING DATE	OTHER IPB MANUALS REFERENCED
1	LPS17	00000	00003	23-MAR-94 2nd Printing	N/A

Digital Equipment Corporation reserves the right, without notice, to make substitutions and modifications in the specifications of products documented in this manual and further reserves the right to withdraw any of these products from the market without notice.

Digital Equipment Corporation is not responsible for errors which may appear in the technical description (including illustrations and photographs) of the products covered by this manual.

None of the descriptions contained in this manual imply the granting of any license whatsoever to make, use or sell equipment constructed in accordance therewith.

Restricted Rights: Use, duplication or disclosure by the U.S. Government is subject to restrictions as set forth in subparagraph (c) (1) (ii) of the Rights in Technical Data and Computer Software clause at DFARS 252.227-2715.

Copyright © 1993, 1991 by Digital Equipment Corporation. All rights reserved.  
Printed in U.S.A.

The postage-paid READER'S COMMENTS form on the last page of this document requests your critical evaluation to assist us in preparing future documentation.

The following are trademarks of Digital Equipment Corporation:

---

DECdirect, PrintServer and the DIGITAL logo.

Mylar is a registered trademark of E.I. DuPont de Nemours & Company, Inc.

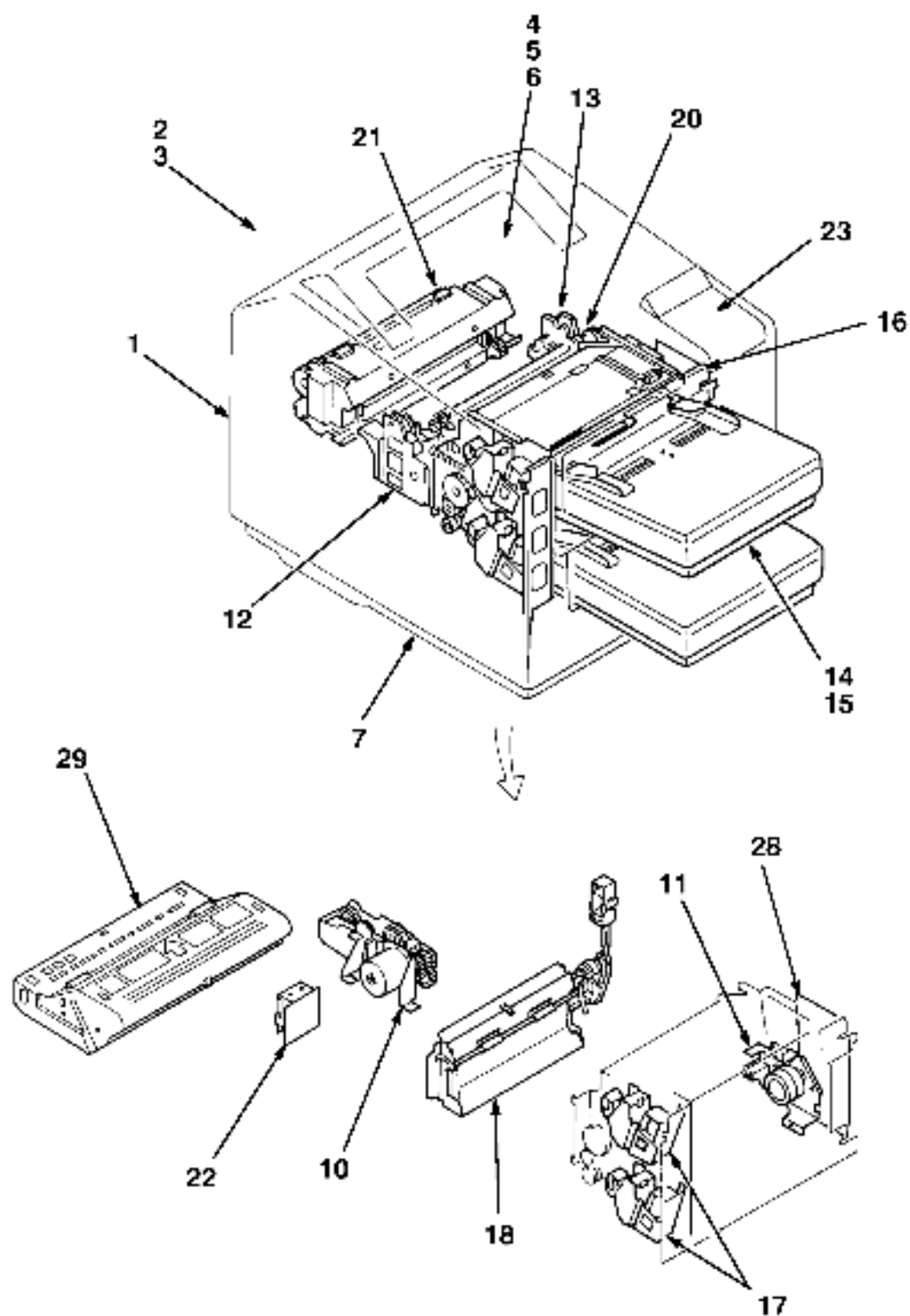
PostScript is a registered trademark of Adobe Systems, Inc.

All other trademarks and registered trademarks are the property of their respective holders.

## LIST OF ASSEMBLIES

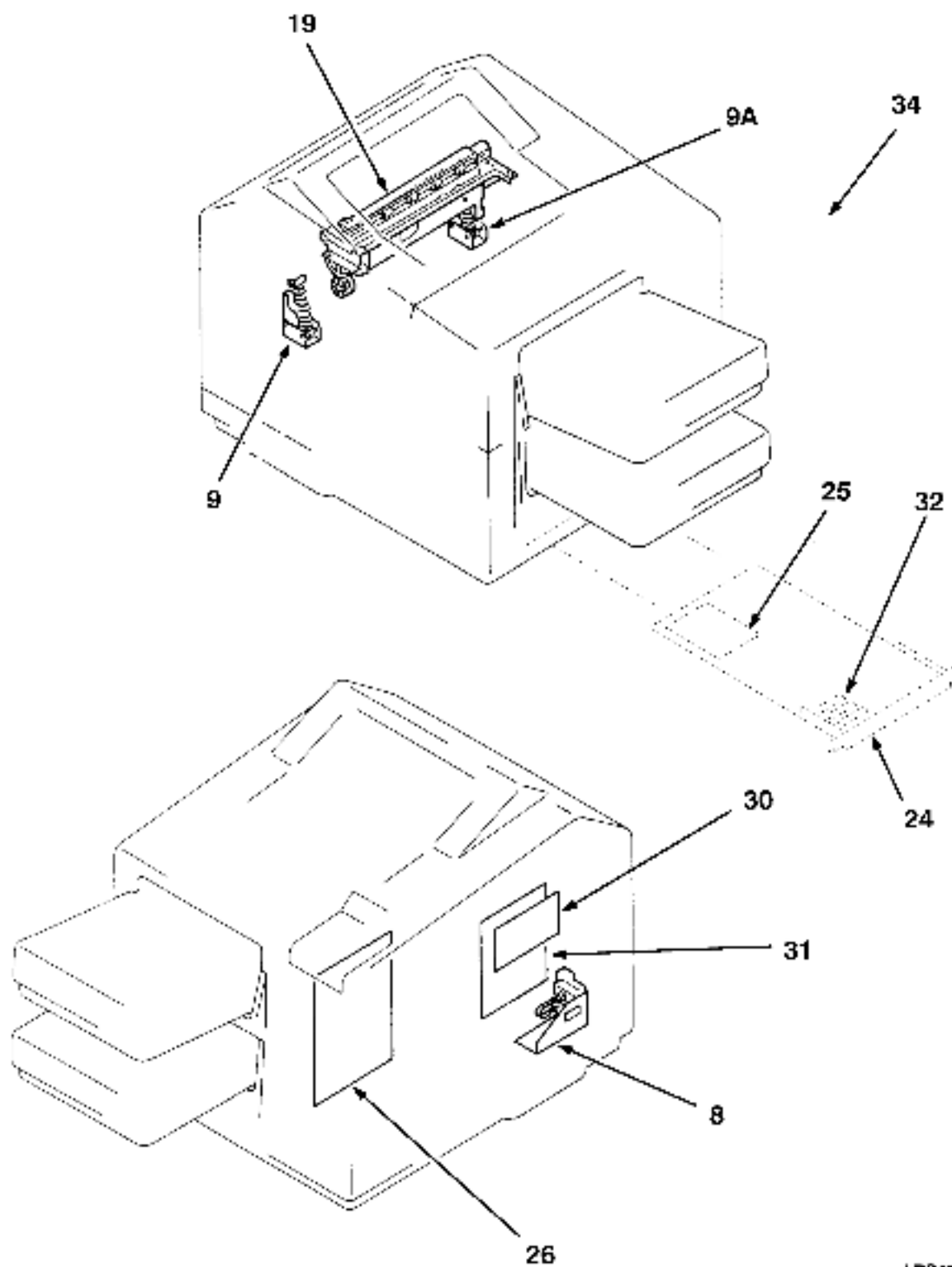
FIGURE NUMBER	TITLE	PAGE NUMBER
1	ASSEMBLY LOCATIONS – PrintServer 17	1
2	PANELS;EXTERNAL COVERS, ETC	9
3	PRINTER ASSEMBLY, UPPER	11
4	COMPONENTS ASSEMBLY, INTERNAL (1)	17
5	COMPONENTS ASSEMBLY, INTERNAL (2)	21
6	COMPONENTS ASSEMBLY, INTERNAL (3)	25
7	PLATE ASSEMBLY, MACHINE BOTTOM	29
8	SWITCH ASSEMBLY, MAIN	31
9	HINGE ASSEMBLY	32
10	DRIVE ASSEMBLY, MAIN MOTOR	33
11	DRIVE ASSEMBLY, PICK-UP ROLLER	35
12	BLOCK ASSEMBLY, LEFT MAIN	36
13	BLOCK ASSEMBLY, RIGHT MAIN	37
14	CASSETTE ASSEMBLY (LGL)	39
15	CASSETTE ASSEMBLY (A4, LTR, EXE)	41
16	PICK-UP UNIT, CASSETTE	43
17	LIFTER ASSEMBLY	49
18	REFEED ASSEMBLY, PAPER	51
19	DELIVERY ASSEMBLY	53
20	ROLLER ASSEMBLY, REGISTRATION	57
21	FUSING ASSEMBLY	59
22	DUPLEXING ASSEMBLY	63
	PART NUMBER INDEX	A-1
	PART DESCRIPTION INDEX	B-1

THIS PAGE INTENTIONALLY LEFT BLANK



LPS17-01-SC

Figure 1. Assembly Locations – PrintServer 17 (Sheet 1 of 2)



LPS17-01A-SC

Figure 1. Assembly Locations – PrintServer 17 (Sheet 2 of 2)

FIG. & ITEM NO.	DESCRIPTION	VENDOR PART NO.	DEC PART NO. <sup>C</sup>	USED ON CODE	REF FIG NO.
1-	PrintServer 17 PRINTER ASSEMBLY				
	Code A – PrintServer 17 (300 DPI) (US) or PrintServer 17 (600 DPI) (US)		LPS17-CA LPS17-DA	A A	
	Code B – Printserver 17 (300 DPI) (Belgium) or Printserver 17 (600 DPI) (Belgium)		LPS17-AB LPS17-DB	B B	
	Code C – Printserver 17 (300 DPI) (Denmark) or PrintServer 17 (600 DPI) (Denmark)		LPS17-AD LPS17-DD	C C	
	Code D – Printserver 17 (300 DPI) (UK/Ireland) or PrintServer 17 (600 DPI) (UK/Ireland)		LPS17-AE LPS17-DE	D D	
	Code E – Printserver 17 (300 DPI) (Germany) or PrintServer 17 (600 DPI) (Germany)		LPS17-AG LPS17-DG	E E	
	Code F – Printserver 17 (300 DPI) (Holland) or PrintServer 17 (600 DPI) (Holland)		LPS17-AH LPS17-DH	F F	
	Code G – Printserver 17 (300 DPI) (Italy) or PrintServer 17 (600 DPI) (Italy)		LPS17-AI LPS17-DI	G G	
	Code H – Printserver 17 (300 DPI) (France) or PrintServer 17 (600 DPI) (France)		LPS17-AP LPS17-DP	H H	
	Code J – Printserver 17 (300 DPI) (Spain) or PrintServer 17 (600 DPI) (Spain)		LPS17-AS LPS17-DS	J J	
	Code K – Printserver 17 (300 DPI) (Israel) or PrintServer 17 (600 DPI) (Israel)		LPS17-AT LPS17-DT	K K	
	Code L – Printserver 17 (300 DPI) (Aust./N.Z.) or PrintServer 17 (600 DPI) (Aust./N.Z.)		LPS17-AZ LPS17-DT	L L	
	Code M – Printserver 17 (300 DPI) (Switzerland) or PrintServer 17 (600 DPI) (Switzerland)		LPS17-CB LPS17-FB	M M	
	Code N – Printserver 17 (300 DPI) (Sweden, Finland, Norway, Portugal) or Printserver 17 (600 DPI) (Sweden, Finland, Norway, Portugal)		LPS17-CC LPS17-FC	N N	
	Code P – PrintServer 17 (300 DPI) (Japan) or PrintServer 17 (600 DPI) (Japan)		LPS17-AJ LPS17-DJ	P P	
1	*Printer, 17 PPM DECnet & TCP/IP Laser (300 DPI)		LPS17-A2	AP	
	*Printer, 17 PPM DECnet & TCP/IP Laser (300 DPI)		LPS17-A3	B-P	
	*Printer, 17 PPM DECnet & TCP/IP Laser (300 DPI)		LPS17-A4	L	
	*Printer, 17 PPM Laser (600 DPI)		LPS17-A5	AP	
	*Printer, 17 PPM Laser (600 DPI)		LPS17-A6	B-P	

FIG. & ITEM NO.	DESCRIPTION	VENDOR PART NO.	DEC PART NO.	USED ON CODE	REF FIG NO.
1-					
2	*PANELS/EXTERNAL COVER ASSEMBLIES		N/A		2
3	* PRINTER ASSEMBLY, UPPER		N/A		3
4	*COMPONENTS ASSY., INTERNAL (1)		N/A		4
5	*COMPONENTS ASSY., INTERNAL (2)		N/A		5
6	*COMPONENTS ASSY., INTERNAL (3)		N/A		6
7	*PLATE ASSEMBLY, MACHINE BOTTOM		N/A		7
8	*SWITCH ASSEMBLY, MAIN	RG5-0344-000	29-30602-01		8
9	*HINGE ASSEMBLY (LEFT)	RG5-0074-000			9
9A	*HINGE ASSEMBLY (RIGHT)	RG5-0075-000			9
10	*DRIVE ASSEMBLY, MAIN MOTOR	RG5-0040-000	FD-31376-01		10
11	*DRIVE ASSEMBLY, PICK-UP ROLLER	RG5-0027-000	FD-37841-01		11, 16
12	*BLOCK ASSEMBLY, LEFT MAIN	RG5-0038-000			4, 12
13	*BLOCK ASSEMBLY, RIGHT MAIN	RG5-0039-000			4, 13
14	*CASSETTE ASSEMBLY (LGL)	R65-0001-000	29-30712-01		14
15	*CASSETTE ASSEMBLY (A4/LTR/EXE)	N/A	SEE FIG. 15		15
16	*PICK-UP UNIT, CASSETTE	RG5-0025-000	FD-37677-01		16
17	*LIFTER ASSEMBLY	RG5-0026-000			17
18	*REFEED ASSEMBLY, PAPER	RG5-0056-000	29-30603-01		18
19	*DELIVERY ASSEMBLY	RG5-0381-000	29-30593-01		19
20	*ROLLER ASSEMBLY, REGISTRATION	RG5-0037-070	29-30604-01		20
21	*FUSING ASSEMBLY (100/115V)	RG5-0046-270	29-30597-01	AP	4, 21
	*FUSING ASSEMBLY (220/240V)	RG5-0047-270	29-30600-01	B-N	4, 21
22	*Module Assembly, Main Motor	RG5-0043-000	29-30591-01		
23	*Panel Assembly, Operator Control (replaces 70-30295-01 - ECO # DSG003)		70-30295-02		
24	*CPU Assembly, LPS17 (replaces 70-30825-01 - ECO # DSG003)		70-30825-02		
25	*CPU Assembly, LPS17 Daughter - (Thin/Thick Wire)		70-30844-07		
	*CPU Assembly, LPS17 Daughter - (Thin/Twisted Pair) (LPS1X-TP)		70-30844-08		
26	*MODULE ASSY, DC CONTROLLER (300 DPI)	RG5-0278-000	29-30605-01		6
	*MODULE ASSY, DC CONTROLLER (600 DPI)	RG5-0423-000	29-31412-01		6
27	Not Used				
28	*Module, Paper Pick-Up Controller	RG5-0034-030	29-30621-01		16
29	*EP-N Cartridge, PrintServer 17 (22-11640-01)		LPS1X-AD	A-L, MNP	

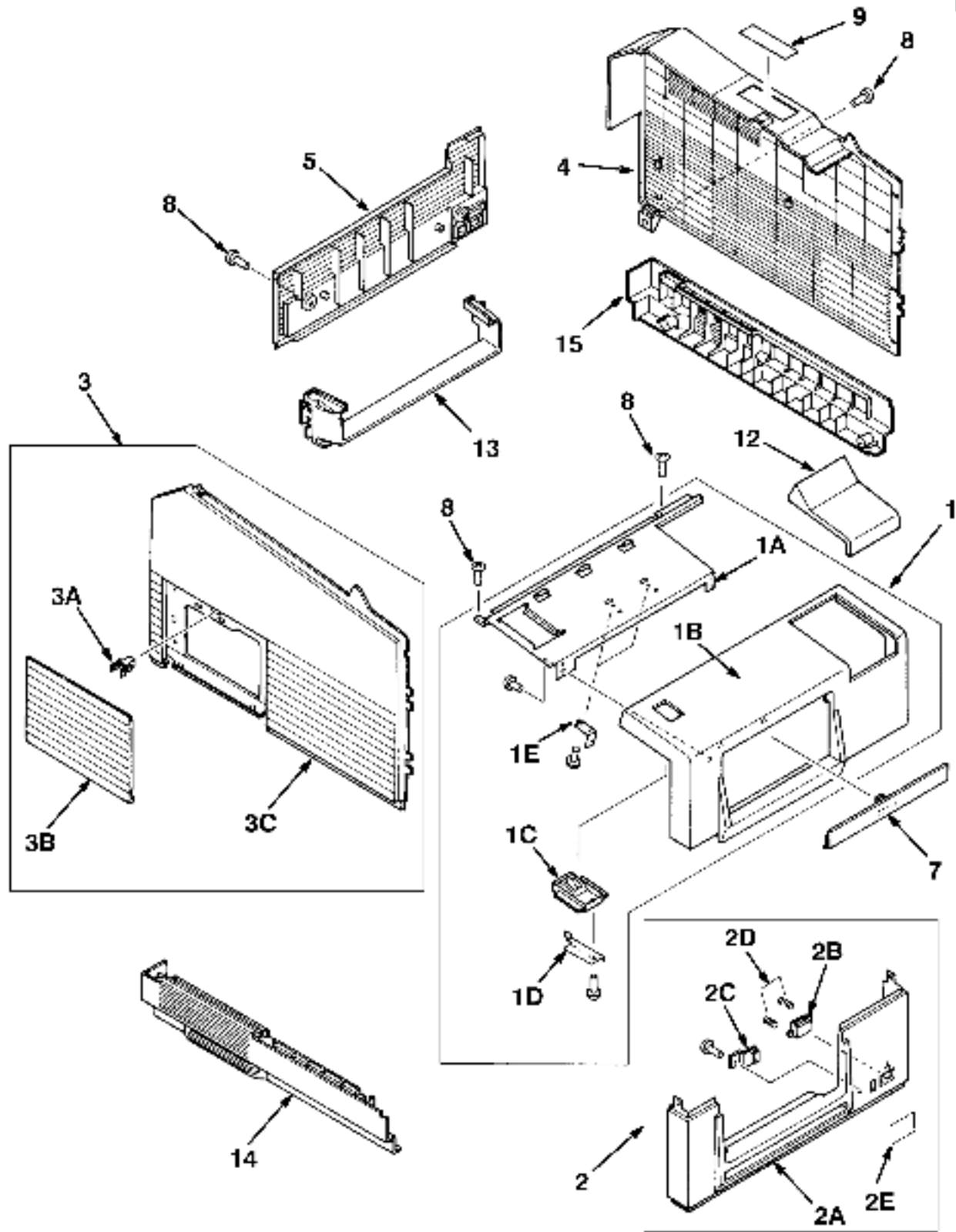
FIG. & ITEM NO.	DESCRIPTION	VENDOR PART NO.	DEC PART NO.	USED ON CODE	REF FIG NO.
1-					
30	*Module Assembly, DC Driver	RG5-0094-000	29-30601-01		6
31	*Module Assy, AC Driver (300 DPI) (110V)	RG5-0095-000	FD-28556-01		6
	*Module Assy, AC Driver (300 DPI) (220V)	RG5-0096-000	29-30599-01		6
	*Module Assy, AC Driver (600 DPI) (110V)	RG5-0166-000	29-31409-01		6
	*Module Assy, AC Driver (600 DPI) (220V)	RG5-0095-000	29-31410-01		6
32	*Hardware Kit, PrintServer 17 4MB Memory, Original Parity SIMM (See Note)		LPS1X-UC		
	*Hardware Kit, PrintServer 17 4MB Memory, Non-Parity SIMM (replaces LP1X-UC - Used w/600 DPI Only) (See Note)		LPS1X-UE		
	*Hardware Kit, PrintServer 17 8MB Memory Original Parity SIMMM (See Note)		LPS1X-UD		
	*Hardware Kit, PrintServer 17 8MB Memory Non-Parity (replaces LP1X-UD - Used w/600 DPI Only) (See Note)		LPS1X-UF		
33	*Kit, Duplexing Upgrade (30-39829-01) (Not Shown)		LPS1X-UB		
34	*Feeder, PrintServer 17 Auto Envelope (30-39748-01)		LPS1X-EF		
	<b>MISCELLANEOUS PARTS (Not Shown)</b>				
	*Cassette, A4 Size (LPS1X-LB)	R65-0002-000	29-30711-01		15
	*Cassette, Legal Size (LPS1X-LA)	R65-0001-000	29-30712-01		14
	*Cassette, Letter Size (LPS1X-LT)	R65-0004-000	29-30709-01		15
	*Cassette, Executive Size (LPS1X-LE)	R65-0006-000	29-30710-01		15
	*Engine, Print (300 DPI) (US) (110V)		LPS17-C2	A,P	
	*Engine, Print (300 DPI) (Inter.) (220V)		LPS17-C3	B-N	
	*Engine, Print (600 DPI) (US) (110V)		LPS17-C5	A,P	
	*Engine, Print (600 DPI) (Inter.) (220V)		LPS17-C6	B-N	
	*Legs, LCIT Extender	66913	29-30842-01		
	*Tray, PrintServer 17 1500 Sheet Input (110V) (30-39859-01)		LPS1X-BA		
	*Tray, PrintServer 17 1500 Sheet Input (220V) (30-39859-02)		LPS1X-A3		
	*Label, CE		36-36842-01		
	<b>NOTE: The parity SIMMS work with all firmware versions. The non-parity SIMMS work only with firmware version V2.1 or later.</b>				

FIG. & ITEM NO.	DESCRIPTION	VENDOR PART NO.	DEC PART NO.	USED ON CODE	REF FIG NO.
1-	MISCELLANEOUS KITS & SUPPLIES (Not Shown)				
	*Maintenance Kit, PrintServer 17 Customer (110V) (22-11641-01)		LPS1X-AB		
	*Maintenance Kit, PrintServer 17 Customer (220V) (22-11641-02)		LPS1X-AC		
	*Roller Kit, PrintServer 17 1500 Sheet Input Tray		LPS1X-BX		
	COUNTRY KITS (Not Shown)				
	*COUNTRY KIT, BELGIUM		LPS1K-AB	B	
	**Cord, Power (Central Europe)		17-00199-21		
	**Documentation (French)		EK-PRTP7-OP		
	**Documentation (Dutch)		EK-PRTH7-OP		
	**Documentation (German)		EK-PRTG7-OP		
	**Label, Control Panel (French)		36-36850-02		
	**Label, Control Panel (German)		36-36850-04		
	**Label, Control Panel (Dutch)		36-36850-05		
	*COUNTRY KIT, DENMARK		LPS1K-AD	C	
	**Cord, Power		17-00310-08		
	*COUNTRY KIT, UK/IRELAND		LPS1K-AE	D	
	**Cord, Power		17-00209-15		
	*COUNTRY KIT, GERMAN		LPS1K-AG	E	
	**Cord, Power (Central Europe)		17-00199-21		
	**Documentation (German)		EK-PRTG7-OP		
	**Label, Operator Panel (German)		36-36850-04		
	*COUNTRY KIT, HOLLAND		LPS1K-AH	F	
	**Cord, Power (Central Europe)		17-00199-21		
	**Label, Operator Panel (Dutch)		36-36850-05		
	**Documentation (Dutch)		EK-PRTH7-OP		

FIG. & ITEM NO.	DESCRIPTION	VENDOR PART NO.	DEC PART NO.	USED ON CODE	REF FIG NO.
1-	<p>*COUNTRY KIT, ITALIAN  **Cord, Power  **Label, Operator Panel (Italian)  **Documentation (Italian)</p> <p>*COUNTRY KIT, FRANCE  **Cord, Power (Central Europe)  **Label, Operator Panel (French)  **Documentation (French)</p> <p>*COUNTRY KIT, SPAIN  **Cord, Power (Central Europe)  **Documentation (Spanish)  **Label, Operator Panel (Spanish)</p> <p>*COUNTRY KIT, ISRAEL  **Cord, Power</p> <p>*COUNTRY KIT, AUSTRALIA/NEW ZEALAND  **Cord, Power</p> <p>*COUNTRY KIT, SWITZERLAND  **Cord, Power  **Label, Control Panel (French)  **Label, Control Panel (German)  **Label, Control Panel (Italian)  **Documentation (French)  **Documentation (German)  **Documentation (Italian)</p> <p>*COUNTRY KIT, SWEDEN  **Cord, Power (Central Europe)</p> <p>*COUNTRY KIT, JAPAN  **Overlay, Operator Panel (Japan)  **Documentation, Operator Guide  **Cord, Power</p>		<p>LPS1K-AI  17-00364-18  36-36850-06  EK-PRTU7-OP</p> <p>LPS1K-AP  17-00199-21  36-36850-02  EK-PRTP7-OP</p> <p>LPS1K-AS  17-00199-21  EK-PRTS7-OP  36-36850-03</p> <p>LPS1K-AT  17-00457-16</p> <p>LPS1K-AZ  17-00198-14</p> <p>LPS1K-CB  17-00210-13  36-36850-02  36-36850-04  36-36850-06  EK-PRTP7-OP  EK-PRTG7-OP  EK-PRTU7-OP</p> <p>LPS1K-CC  17-00199-21</p> <p>LPS1K-AJ  TBD  TBD  TBD</p>	<p>G</p> <p>H</p> <p>J</p> <p>K</p> <p>L</p> <p>M</p> <p>N</p> <p>P</p>	

THIS PAGE INTENTIONALLY LEFT BLANK

**PARTS LIST**



LPS17-02-SC

**Figure 2. Panels/External Cover Assemblies**

FIG. & ITEM NO.	DESCRIPTION	VENDOR PART NO.	DEC PART NO.	USED ON CODE	REF FIG NO.
2-	PANELS; EXTERNAL COVER ASSEMBLIES.	N/A			1
1	*COVER ASSEMBLY, FRONT UPPER	RG5-0347-000			
1A	**Cross-member	RB1-1686-000			
1B	**Cover, Front	RB1-1707-000			
1C	**Actuator, Release	RB1-1708-000			
1D	**Lever	RF5-0259-000			
1E	**Mount, Plate	RB1-1949-000			
2	*COVER ASSEMBLY, LOWER FRONT	RG5-0352-000			
2A	**Cover, Lower Front	RB1-1706-000			
2B	**Plate, Switch	RB1-1726-000			
2C	**Plate, Diffuser	RB1-1719-000			
2D	**Spring, Compression	RS5-2155-000			
2E	**Plate, Blinding (600 DPI Only)		74-48162-01		
3	*COVER ASSEMBLY, LEFT		29-30708-01		
3A	**Latch	RA1-8288-000			
3B	**Cover, J	RB1-1705-000			
3C	**Cover, Left	RB1-1704-000			
4	*Cover, Right	RB1-1710-000			
5	*Cover, Right Rear	RB1-1703-000			
6	Not Used				
7	*Cover	RB1-1709-000			
8	*Screw, TP (M3 x 6)	XA9-0267-000			
9	*Label, Cartridge	RS5-8133-000			
10	Not Used				
11	Not Used				
12	*PANEL, OPERATOR CONTROL (replaces 70-30295-01, ECO # DSG003)		70-30295-02		
13	*Cover, Bottom Rear	RB1-1712-000			
14	*Cover, Bottom Left	RB1-1713-000			
15	*Cover, Bottom Right	RB1-1714-000			

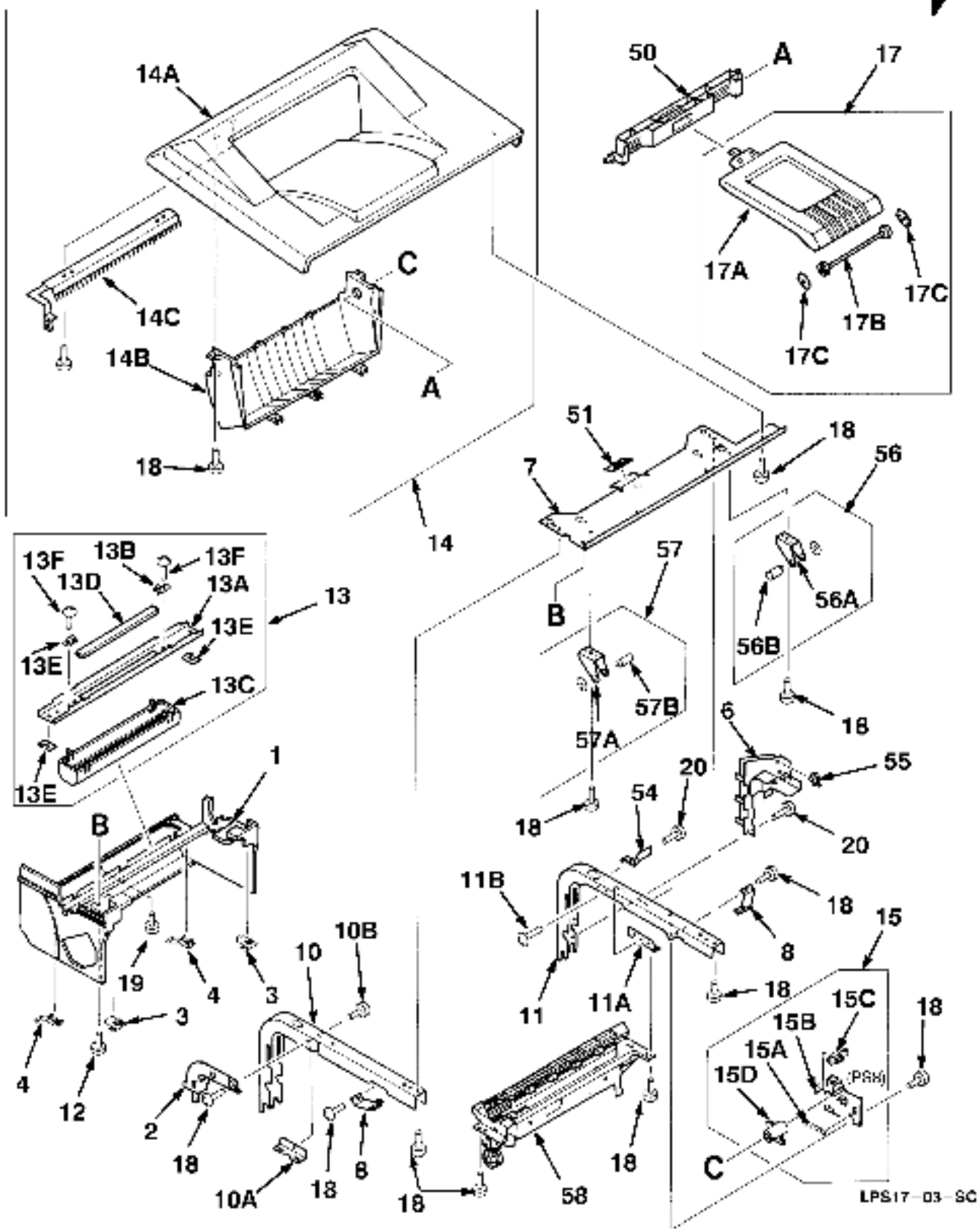
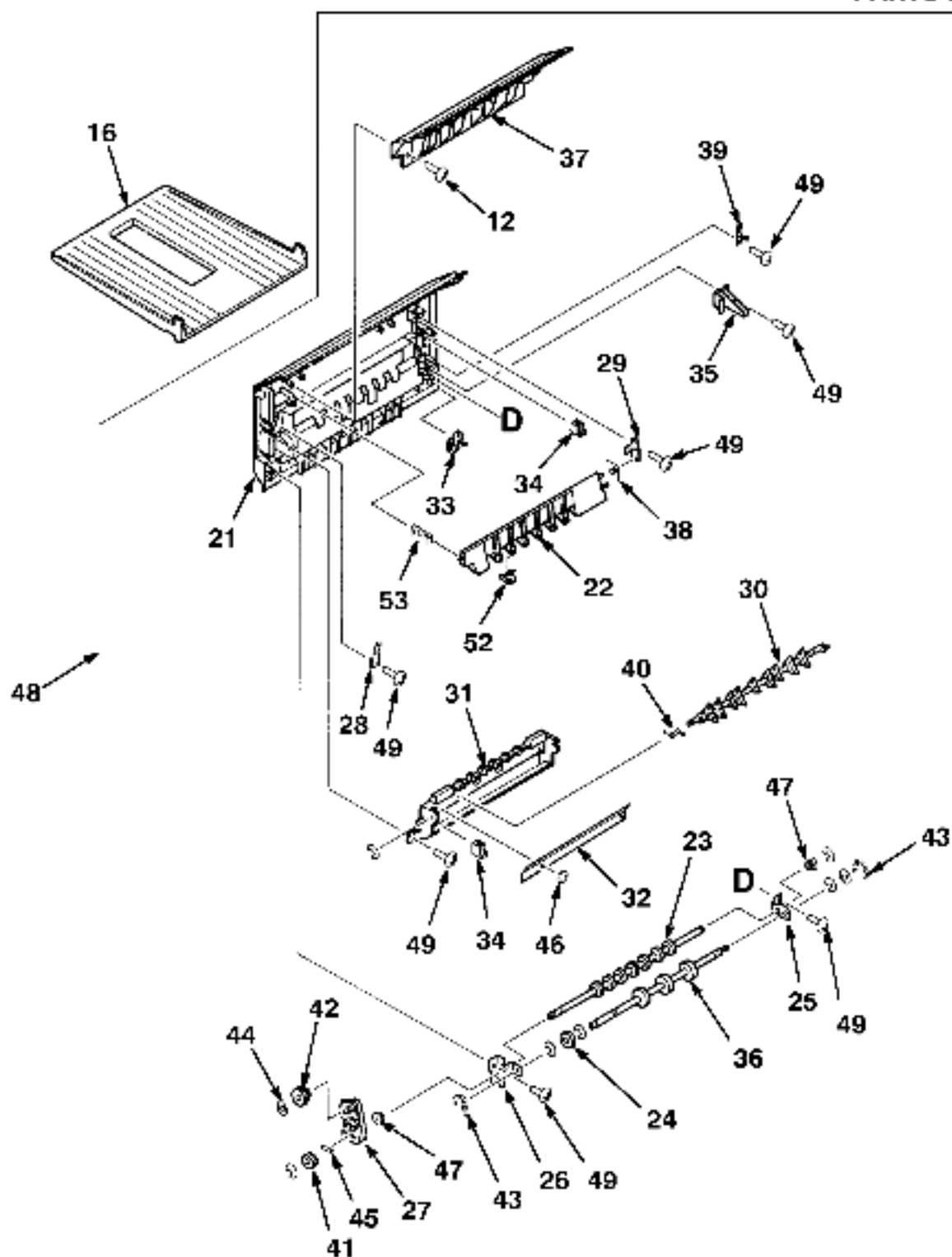


Figure 3. Printer Assembly, Upper (Sheet 1 of 2)



LPS17-03A-SC

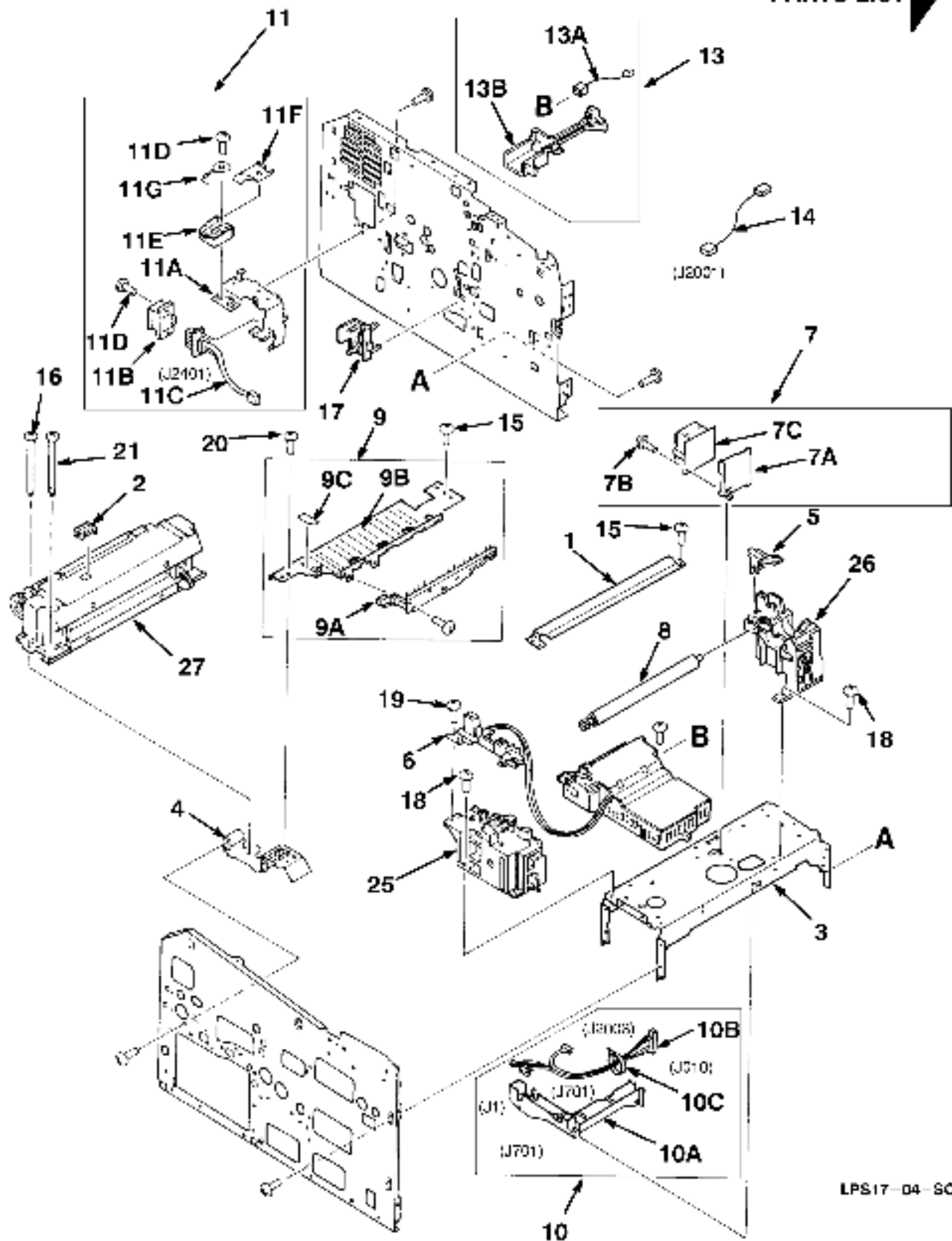
Figure 3. Printer Assembly, Upper (Sheet 2 of 2)

FIG. & ITEM NO.	DESCRIPTION	VENDOR PART NO.	DEC PART NO.	USED ON CODE	REF FIG NO.
3-	PRINTER ASSEMBLY, UPPER	N/A			1
1	*Guide, Cartridge	RB1-0471-000	29-30611-01		
2	*Guard, Cross-member Left	RB1-1943-000			
3	*Spring, Leaf	RB1-0477-000			
4	*Spring, Leaf	RB1-0478-000			
5	Not Used				
6	*Guide, Cable	RB1-1929-000			
7	*Plate, Arm	RB1-1685-000			
8	*Spring, Leaf	RF5-0096-000			
9	Not Used				
10	*BAR ASSEMBLY, LEFT	RG5-0358-000			
10A	**Plate, Support	RB1-0481-000			
10B	**Screw, TP (M3 x 6)	XA9-0267-000			
11	*BAR ASSEMBLY, RIGHT	RG5-0359-000			
11A	**Plate, Support	RB1-0481-000			
11B	**Screw, TP (M3 x 6)	XA9-0267-000			
12	*Screw, Machine Pan Hd No. M3 x 8	RA9-0732-000			
13	*MIRROR ASSEMBLY (300 DPI)	RG5-0069-000	29-30612-01		
	*MIRROR ASSEMBLY (600 DPI)	RG5-0149-000			
13A	**Holder, Mirror (300 DPI)	RB1-0591-000			
	**Holder, Mirror (600 DPI)	RBI-1031-000			
13B	**Spring, Leaf	RB1-0592-000			
13C	**Cover, Mirror	RB1-0593-000			
13D	**Mirror (300 DPI)	RN1-4042-000			
	**Mirror (600 DPI)	RN1-4046-000			
13E	**Rubber	RB1-0594-000			
13F	**Screw, TP (M3 x 6)	XA9-0267-000			
14	*PANEL ASSEMBLY, UPPER	RG5-0338-000			
14A	**Panel, Upper	RB1-1700-000			
14B	**Cover, Lower Delivery	RB1-1701-000			
14C	**Eliminator, Static Charge	RB1-1687-000			
15	*HINGE ASSEMBLY	RG5-0337-000			
15A	**Spring, Tension	RS5-2154-000			
15B	**Plate, Paper	RF5-0256-000			
15C	**Photo-Interrupter (GP1S09C1)	WGB-5038-000	FD-37577-01		
15D	**Drum	RB1-1936-000			
16	*Tray	RB1-1930-000			

FIG. & ITEM NO.	DESCRIPTION	VENDOR PART NO.	DEC PART NO.	USED ON CODE	REF FIG NO.
3-					
17	*HOLDER ASSEMBLY, PAPER	RG9-0816-020	29-30706-01		
17A	**Arm, Paper Holder	RB1-1931-000			
17B	**Roller	RB1-1932-000			
17C	**Guide	RB1-1933-000			
18	*Screw, TP (M3 x 6)	XA9-0267-000			
19	*Screw, Tapping	XB4-7401-009			
20	*Screw, TP (M3 x 4)	XA9-0434-000			
21	*Cover, Rear	RB1-1702-000			
22	*Guide, Plate	RB1-0557-030			
23	*Roller, Upper Delivery	RB1-0558-000			
24	*Roller	RB1-0559-000			
25	*Plate, Roller Right	RB1-0560-000			
26	*Plate, Roller Left	RB1-0561-000			
27	*Coupler	RB1-0562-000			
28	*Spring, Leaf	RB1-0563-000			
29	*Guide, Shaft	RB1-0564-000			
30	*Flapper	RB1-0565-000			
31	*Mounting, Flapper	RB1-0566-000			
32	*Eliminator, Static Charge	RB1-0567-000			
33	*Spring, Grounding Leaf	RB1-0568-000			
34	*Damper (1)	RB1-0569-000			
35	*Bracket	RB1-0570-000			
36	*Roller, Lower Delivery	RB1-0571-000			
37	*Guide	RB1-1715-000			
38	*Spring, Torsion	RB1-0574-000			
39	*Spring, Grounding Leaf	RB1-0576-000			
40	*Spring, Torsion	RB1-0577-000			
41	*Gear, 20T	RS5-0087-000			
42	*Gear, 23T	RS5-0088-000			
43	*Spring, Tension	RS5-2049-000			
44	*Ring, Grip (5.6)	XD9-0078-000			
45	*Pin, Dowel	XD9-0103-000			
46	*Nut, Push	XA9-0134-000			
47	*Bushing	RS5-1007-000			
48	*Cover Assembly, Delivery	RG5-0336-000	29-30848-01		
49	*Screw, (M3 x 10)	XA9-0475-000			
50	*Holder, Paper	RB1-1934-000	29-30613-01		
51	*Seal	RS5-8134-000			

FIG. & ITEM NO.	DESCRIPTION	VENDOR PART NO.	DEC PART NO.	USED ON CODE	REF FIG NO.
3-					
52	*Plate, Support	RB1-0578-000			
53	* Spring, Compression	RS5-2050-000			
54	*Plate, Blanking	RB1-0487-000			
55	*Clamp, Cable	WT2-0507-000			
56	*MOUNT ASSEMBLY, LEFT SHAFT	RG5-0349-000			
56A	**Plate, Left	RB1-1698-000			
56B	**Shaft	RB1-1698-000			
57	*MOUNT ASSEMBLY, RIGHT SHAFT	RG5-0350-000			
57A	**Plate, Right	RB1-1697-000			
57B	**Shaft	RB1-1699-000			
58	*DELIVERY ASSEMBLY (REFERENCE)	RG5-0381-000	29-30593-01		19

THIS PAGE INTENTIONALLY LEFT BLANK



LPS17-04-SC

Figure 4. Components Assembly, Internal (1)

FIG. & ITEM NO.	DESCRIPTION	VENDOR PART NO.	DEC PART NO.	USED ON CODE	REF FIG NO.
4-	COMPONENTS ASSEMBLY, INTERNAL (1)	N/A			1
1	*Guide, Upper	RB1-0221-000			
2	*Cap	RB1-0334-000			
3	*Cross-member	RB1-0601-000			
4	*Mount, Front Fusing Assembly	RB1-0604-000			
5	*Support, Stop	RB1-0818-020			
6	*Power Supply Assy, High Voltage (300 DPI)	RG5-0076-000	FD-37679-01		
	*Power Supply Assy, High Voltage (600 DPI)	RG5-0170-000	29-31413-01		
7	*MOUNT ASSY, MAIN MOTOR MODULE	RG5-0042-000			
7A	**Plate, PCB Mounting	RB1-0291-000			
7B	**Screw, TP	XA9-0302-000			
7C	**Module Assembly, Main Motor	RG5-0043-000	29-30591-01		
8	*Roller Assembly, Transfer	RG5-0044-000	FD-37676-01		
9	*GUIDE ASSEMBLY, TRANSFER	RG5-0045-000	29-30592-01		
9A	**Eliminator, Static Charge	RF5-0062-000			
9B	**Guide, Paper	RF5-0063-000			
9C	**Label	RS5-8031-000			
10	*CABLE ASSEMBLY	RG5-0104-000			
10A	**Rail, Cable	RB1-0681-000			
10B	**Cable, HVT/Motor (J1/J701/J010/J2003)	RG5-0105-000			
10C	**Tie, Cable	WT2-0030-000			
11	*CABLE ASSEMBLY, DUPLEXING	RG5-0109-000			
11A	**Plate, Mounting	RB1-0686-000			
11B	**Mount, Connector	RB1-0687-000			
11C	**Cable, Duplexing (J011/J2401)	RG5-0110-000			
11D	**Screw, w/Washer (M3 x B)	XA9-0493-000			
11E	**Mount	RB1-0688-000			
11F	**Spring, Leaf	RB1-0689-000			
11G	**Diode (AM01A)	RG5-0139-000			
13	*GUIDE ASSEMBLY, BIAS CABLE	RG5-0136-000			
13A	**Cable, Developing Unit BIAS (J152)	RG5-0114-000			
13B	**Guide, BIAS Cable	RB1-0650-020			

FIG. & ITEM NO.	DESCRIPTION	VENDOR PART NO.	DEC PART NO.	USED ON CODE	REF FIG NO.
4-					
14	*Cable, Door Sensor	RG5-0268-000			
15	*Screw, TP (M3 x 6)	XA9-0267-000			
16	*Screw, Fusing Unit	RB1-0854-020			
17	*Guide, Connector	RB1-0827-000			
18	*Screw, TP (M4)	XA9-0540-000			
19	*Screw, TP (M3 x 12)	XA9-0382-000			
20	*Screw, Truss Head w/Washer	FA9-1449-000			
21	*Screw w/Washer, Fusing Unit	RF5-0095-000			
22	Not Used				
23	Not Used				
24	Not Used				
25	*BLOCK ASSEMBLY, LEFT MAIN (REFERENCE)	RG5-0038-000			1, 12
26	*BLOCK ASSEMBLY, RIGHT MAIN (REFERENCE)	RG5-0039-000			1, 13
27	*FUSING ASSEMBLY (100/115V)	RF5-0046-270	29-30597-01		1, 21
	*FUSING ASSEMBLY (220/240V)	RF5-0047-270	29-30600-01		1, 21

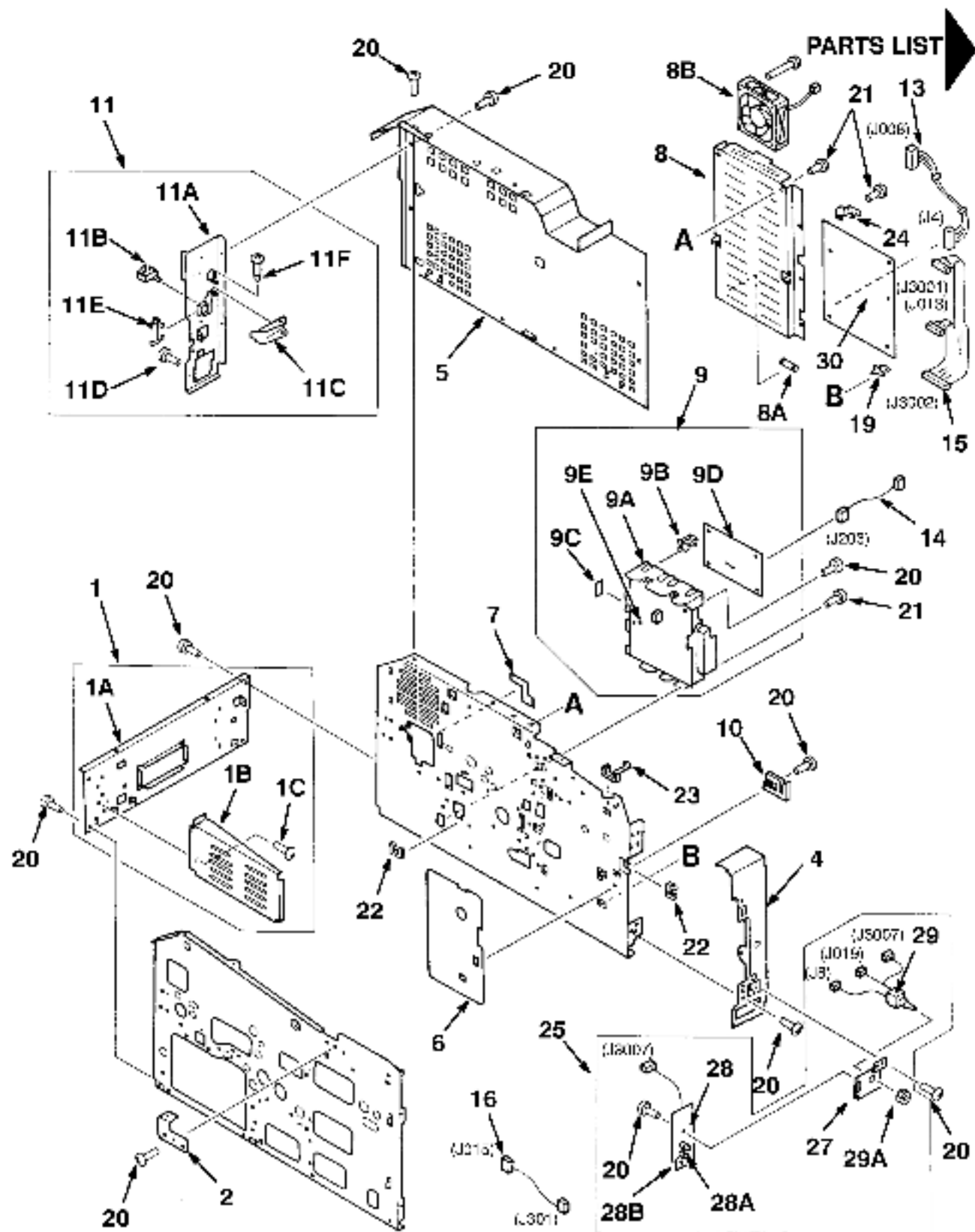
THIS PAGE INTENTIONALLY LEFT BLANK



FIG. & ITEM NO.	DESCRIPTION	VENDOR PART NO.	DEC PART NO.	USED ON CODE	REF FIG NO.
5-	COMPONENTS ASSEMBLY, INTERNAL (2)	N/A			1
1	*Fastener, Push	XZ9-0347-000			
2	*Holder, Right	RB1-0802-000			
3	*Holder, Left	RB1-0803-000			
4	*Spring, Leaf	RB1-0805-000			
5	*DUCT ASSEMBLY, FAN	RG5-0353-000			
5A	**Duct, Fan	RB1-1717-000			
5B	**Fan Assembly, Main (DC24V)	RH7-1104-000	FD-31388-01		
6	*Cover, Inner Right	RB1-1928-030			
7	Not Used				
8	Not Used				
9	Not Used				
10	*Cover	RF5-0113-000			
11	*Cable, Fiber Optical	RH2-5157-000	29-30614-01		
12	Not Used				
13	*Photo-Interrupter (GP1S09C1)	WG8-5038-000	FD-37577-01		
14	Not Used				
15	Not Used				
16	*Spring, Tension	RS5-2063-000			
17	*Bushing	RS5-6021-000			
18	*Scanner Assembly, Laser (300 DPI)	RG5-0021-000	FD-31374-01		
	*Scanner Assembly, Laser (600 DPI)	RG5-0153-000	29-31411-01		
19	*Arm	RB1-0701-000			
20	*LEVER ASSEMBLY, LOCK	RG5-0356-030			
20A	**Lever	RB1-1690-000			
	**Lever	RB1-1690-020			
20B	**Cover, Left	RB1-1723-000			
20C	**Cover, Right	RB1-1725-000			
21	*LINK ASSEMBLY	RG5-0118-030			
21A	**Link (A)	RB1-0721-000			
21B	**Link (B)	RF5-0112-000			
21C	**Cushion	RB1-0723-000			
22	*Spring, Leaf	RB1-0727-000			
23	*Plate, Guide	RB1-0728-000			
24	*Rail	RB1-0729-000			
25	*Screw, TP (M3 x 6)	XA9-0267-000			
26	*Clip, Cord	WT2-0204-000			

FIG. & ITEM NO.	DESCRIPTION	VENDOR PART NO.	DEC PART NO.	USED ON CODE	REF FIG NO.
5-					
27	*Clamp, Cable	WT2-0367-000			
28	*Guide, Mirror	RB1-0808-000			
29	*Clip	WT2-0248-000			
30	*Clamp	WT2-0434-000			
31	*Harness, Laser/Scanner (J601/J701/J002)	RG5-0103-000			
32	*Holder, Arm	RB1-0702-000			
33	*Screw, T (M3 x 10)	XA9-0495-000			
34	*Plate	RB1-0774-000			
35	*Latch	RB1-0828-000			
36	*Shaft	RB1-0829-000			
37	*Screw, TP (M3 x 6)	XA9-0267-000			
38	*Screw w/Washer (M3 x 8)	XA9-0493-000			
39	*Screw, w/Washer (M3 x 16)	XA9-0531-000			
40	*Screw, TP (M3 x 4)	XA9-0434-000			
41	*Lever, Left Lifting	RB1-1721-000			
42	*Lever, Right Lifting	RB1-1722-000			
43	*Mount, Left Lever	RF5-0265-000			
44	*Mount, Right Lever	RF5-0266-000			
45	*Spring, Torsion	RS5-2160-000			
46	*Spring, Torsion	RS5-2161-000			
47	*Spring, Torsion	RS5-2162-000			
48	*Cable	RG5-0271-000			
49	*Bushing	RS5-6022-000			
50	*Screw, Stepped (M4)	FS1-9004-000			

THIS PAGE INTENTIONALLY LEFT BLANK



LPS17-06-SC

Figure 6. Components Assembly, Internal (3)

FIG. & ITEM NO.	DESCRIPTION	VENDOR PART NO.	DEC PART NO.	USED ON CODE	REF FIG NO.
6-	COMPONENTS ASSEMBLY, INTERNAL (3)	N/A			1
1	*Plate Assembly, Rear	RG5-0357-000			
1A	**Plate, Rear	RB1-0401-060			
1B	**Plate, Blanking	RB1-1669-000			
1C	**Screw, TP (M3 X 6)	XA9-0267-000			
2	*Plate, Left	RB1-1698-000			
3	Not Used				
4	*Frame, Front Right	RB1-1673-000			
5	*Frame, Upper Right	RB1-1676-000			
6	*Sheet, Insulating	RB1-0847-000			
7	*Sheet, Insulating	RB1-0848-000			
8	*POWER SUPPLY, DC (100/115V-300 DPI)	RG5-0276-000	29-30594-01	AP	
	*POWER SUPPLY, DC (100/115V-600 DPI)	RG5-0276-030	29-31404-01	AP	
	*POWER SUPPLY, DC (220/240V-300 DPI)	RG5-0277-000	29-30598-01	B-P	
	*POWER SUPPLY, DC (220/240V-600 DPI)	RG5-0277-030	29-31405-01	B-P	
8A	*Fuse (100/115V)	VD5-0068-000			
	*Fuse (220/240V)	VD5-0104-000			
8B	**Fan (DC24V) LVPSA	RH7-1132-000	29-30596-01		
9	*INLET ASSY, POWER (100/115V-300 DPI)	RG5-0092-000		A	
	*INLET ASSY, POWER (220/240V-300 DPI)	RG5-0093-000		B-N	
	*INLET ASSY, POWER (100/115V-600 DPI)	RG5-0164-000		A	
	*INLET ASSY, POWER (220/240V-600 DPI)	RG5-0165-000		B-N	
9A	**Holder	RB1-0666-020			
9B	**Support, Module	WT2-5025-000			
9C	**Label (220/240V)	FA9-0031-000			
	**Label (100/115V)	FA9-0032-000			
9D	**Module Assembly, DC Driver	RG5-0094-000	29-30601-01		1
9E	**Module Assy, AC Driver (110V-300 DPI)	RG5-0095-000	FD-28556-01		1
	**Module Assy, AC Driver (220V-300 DPI)	RG5-0096-000	29-30599-01		1
	**Module Assy, AC Driver (110V-600 DPI)	RG5-0166-000	29-31409-01		1
	**Module Assy, AC Driver (220V-600 DPI)	RG5-0167-000	29-31410-01		1
10	*Button, Test Switch	RB1-1718-000			
11	*FRAME ASSEMBLY, RIGHT REAR	RG5-0343-000			
11A	**Plate, Lower Right	RB1-1675-000			
11B	**Clip, Cable	WT2-0317-000			
11C	**Lever	RB1-0777-000			
11D	**Screw, w/Toothed Washer	XA9-0266-000			
11E	**Clip, Cord	RB1-0789-000			
11F	**Screw, Stepped (M3)	XA9-0543-000			

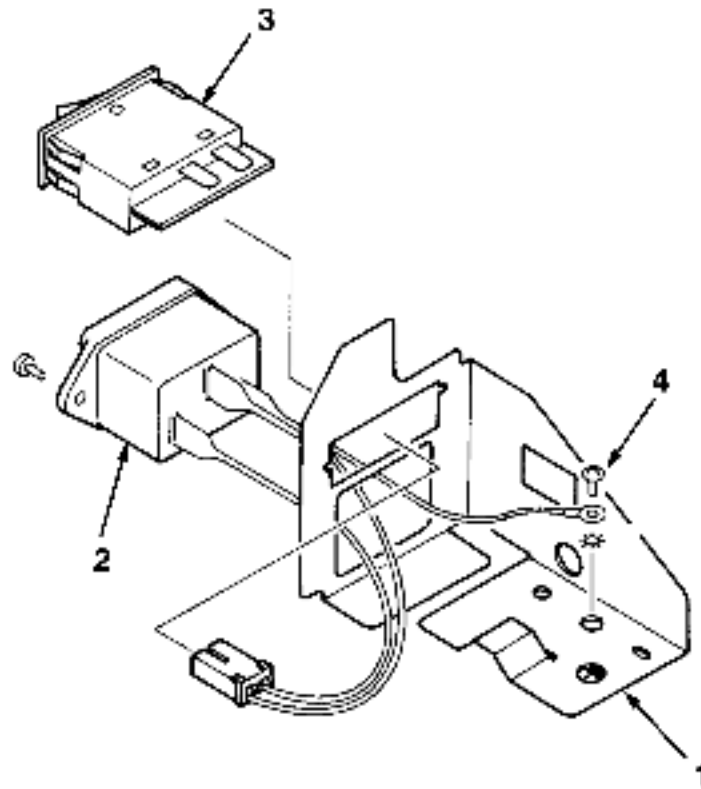
FIG. & ITEM NO.	DESCRIPTION	VENDOR PART NO.	DEC PART NO.	USED ON CODE	REF FIG NO.
6-					
12	Not Used				
13	*Cable, DC Power (J4/J008)	RG5-0091-000			
14	*Cable, DC Driver (J203/J012)	RG5-0106-000			
15	*Cable I/F	N/A			
16	*Cable, Paper Pick-Up (J301/J015)	RG5-0108-000			
17	Not Used				
18	Not Used				
19	*Support, Module	WT2-5025-000			
20	*Screw, TP (M3 x 6)	XA9-0267-000			
21	*Screw, Truss Head w/Washer	FA9-1449-000			
22	*Clip, Cord	WT2-0204-000			
23	*Clip, Cord	WT2-5031-000			
24	*Plate, DC Controller	RB1-0793-000			
25	*Switch Assembly, Front	RG5-0345-000	29-30590-01		
26	Not Used				
27	*Mount, Front Switch	RB1-1678-000			
28	*MODULE ASSEMBLY, SUB SWITCH LED	RG5-0272-000			
28A	**LED (GL3EG43)	WG1-0400-000			
28B	**Spacer, LED	WT2-5106-000			
29	*Switch Assembly, Sub	RG5-0267-000			
29A	*Nut	N/A			
30	*Module Assembly, DC Controller	RG5-0278-000	29-30605-01		1

THIS PAGE INTENTIONALLY LEFT BLANK



FIG. & ITEM NO.	DESCRIPTION	VENDOR PART NO.	DEC PART NO.	USED ON CODE	REF FIG NO.
7-	PLATE ASSEMBLY, MACHINE BOTTOM	N/A			1
1	*Plate	N/A			
2	*Cable 2, Fan Connect	RG5-0273-000			
3	*Fan, Controller DC24V	RH7-1131-000	29-30595-01		
4	*Foot	RB1-0692-000			
5	*Screw (M4 x 8)	RS5-9054-000			
6	*Clamp, Cable	WT2-5058-000			
7	*Screw, TP (M3 x 6)	XA9-0267-000			
8	*Clip, Edge	WT2-5031-000			
9	*Plate	RB1-0833-000			
10	*Support, Left	RB1-1973-000			
11	*Support, Right (1)	RB1-1974-000			
12	*Cover, Lower	RB1-1680-000			
13	*Plate, Front Shield	RB1-1992-000			
14	*Plate, Rear Shield	RB1-1993-000			
15	*Guard, Left Fan	RB1-1994-000			
16	*Guard, Fan Right	RB1-1995-000			
17	*Guide, Cable	RB1-1996-000			
18	*Screw, TP (M3 x 6)	XA9-0267-000			
19	*Cover, Front	RB1-1711-000			
20	*CPU ASSEMBLY, LPS17 (replaces 70-30825-01 - ECO # DSG003)		70-30825-02		
20A	**Tray, One Piece Construction		74-44822-02		
	**Tray, Two Piece Construction		74-44744-01		
21	*Clamp, Cable	WT2-0434-000			
22	*PLATE ASSEMBLY, RIGHT SHIELD	RG5-0383-000			
22A	**Plate, Right Shield	RB1-1689-000			
22B	**Spring, Leaf	RB1-1948-000			
22C	**Label, Controller	RS5-8146-000			
23	*Panel, Rear		74-44749-01		
24	Not Used				
25	*Spring, Left Rear Leaf	RB1-1986-000			
26	*Spring, Right Rear Leaf	RB1-1987-000			
27	*Module, Controller Fan Connect	RG5-0365-000	29-30606-01		

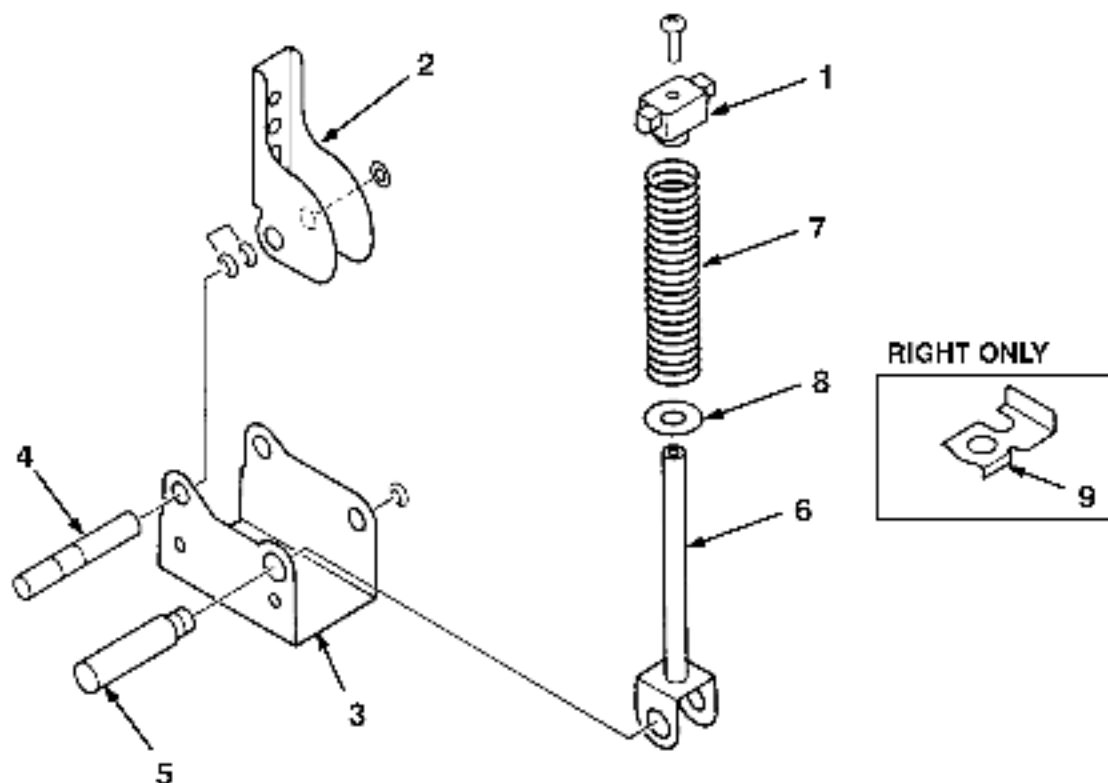
FIG. & ITEM NO.	DESCRIPTION	VENDOR PART NO.	DEC PART NO.	USED ON CODE	REF FIG NO.
8-	SWITCH ASSEMBLY, MAIN	RG5-0344-000	29-30602-01		1
1	*Mount, Switch	RB1-1677-000			
2	*Inlet, Cable (SW/TB)	RG5-0132-000			
3	*Switch, Rocker (250V 16A)	RH7-6016-000			
4	*Screw, Blinding (M5 x 8)	XB1-2500-803			
5	*Cord, Power (100/115V Only)	RH2-5158-000			



LPS17-08-SC

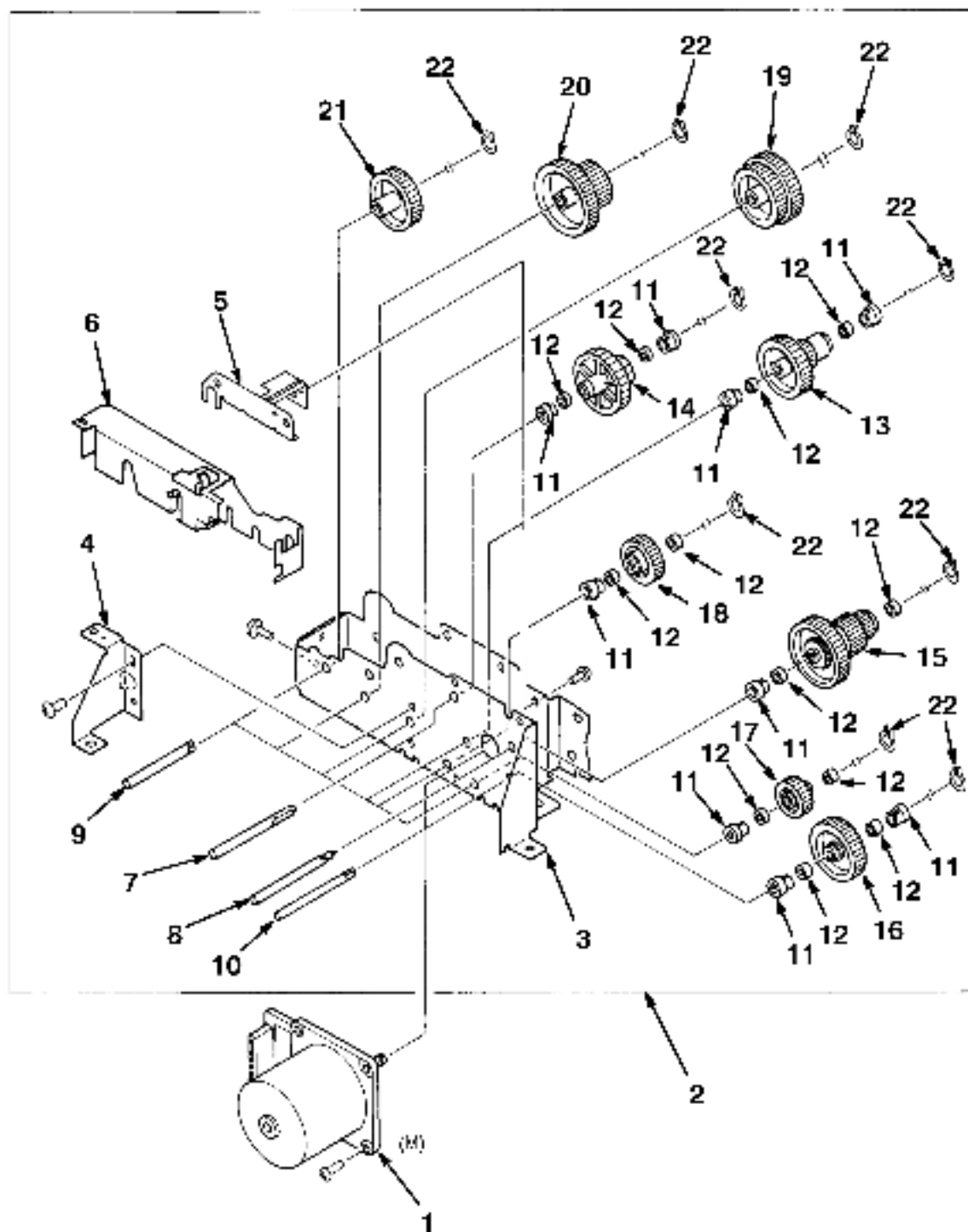
**Figure 8. Switch Assembly, Main**

FIG. & ITEM NO.	DESCRIPTION	VENDOR PART NO.	DEC PART NO.	USED ON CODE	REF FIG NO.
9-	HINGE ASSEMBLY (LEFT) HINGE ASSEMBLY (RIGHT)	RG5-0074-000 RG5-0075-000			1
1	*Block, Sliding	RA1-4182-000			
2	*Arm	RB1-0621-000			
3	*Mount, Left *Mount, Right	RB1-0622-000 RB1-0631-000			
4	*Shaft, Hinge	RB1-0624-000			
5	*Pin, Hinge	RB1-0632-000			
6	*Mount, Hinge	RF5-0106-000			
7	*Spring, Compression	RS1-2110-000			
8	*Washer (Left Only)	RA1-6018-000			
9	*Plate (Right Only)	RB1-0633-020			



LPS17-09-SC

Figure 9. Hinge Assembly

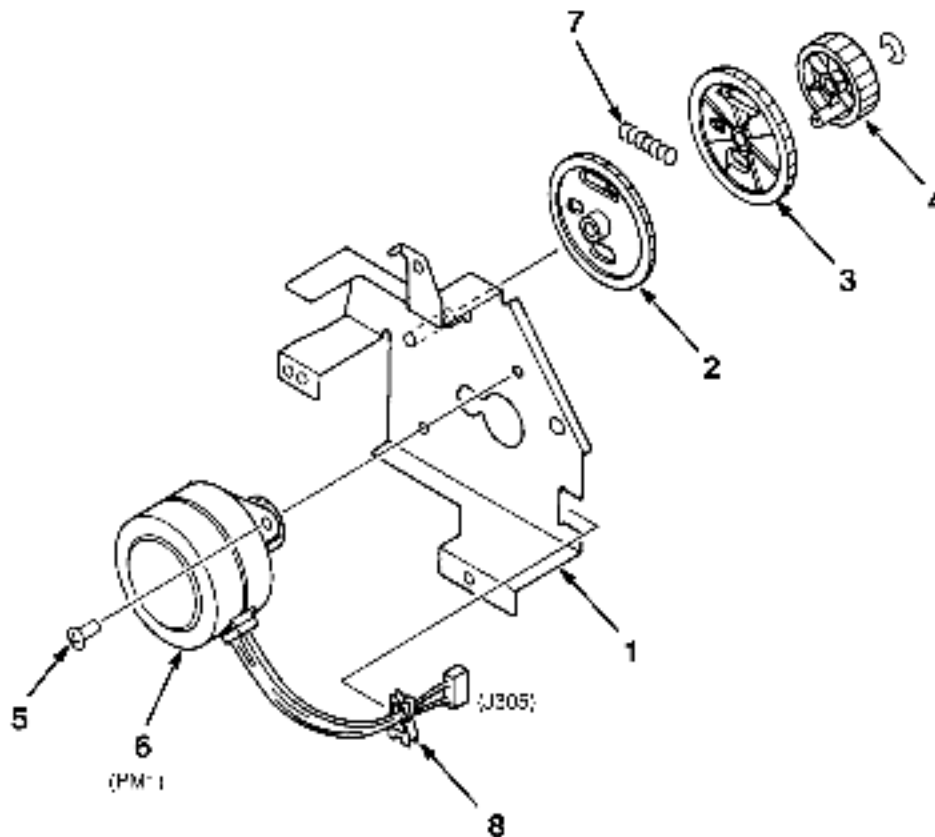


LPS17-10-SC

Figure 10. Drive Assembly, Main Motor

FIG. & ITEM NO.	DESCRIPTION	VENDOR PART NO.	DEC PART NO.	USED ON CODE	REF FIG NO.
10-	DRIVE ASSEMBLY, MAIN MOTOR	RG5-0040-000	FD-31376-01		1
1	*Motor (DC 24V)	RH7-1099-000			
2	*GEAR ASSEMBLY, DRIVE	RG5-0041-000			
3	**Mount, Gear	RB1-0271-000			
4	**Plate, Supporting	RB1-0272-000			
5	**Cross-member	RB1-0273-000			
6	**Plate, Stop	RB1-0274-000			
7	**Shaft	RB1-0275-000			
8	**Shaft	RB1-0276-000			
9	**Shaft	RB1-0277-000			
10	**Shaft	RB1-0278-000			
11	**Collar	RB1-0279-000			
12	**Felt, Side Seal	RB1-0280-000			
13	**Gear (20T/60T)	RS5-0041-000			
14	**Gear (19T/57T)	RS5-0042-000			
15	**Gear (17T/17T/68T)	RS5-0043-000			
16	**Gear (32T)	RS5-0044-000			
17	**Gear (19T)	RS5-0045-000			
18	**Gear (25T)	RS5-0046-000			
19	**Gear (36T/32T)	RS5-0047-000			
20	**Gear (26T/39T)	RS5-0048-000			
21	**Gear (31T)	RS5-0049-000			
22	**Ring, Grip (5.6)	XD9-0076-000			

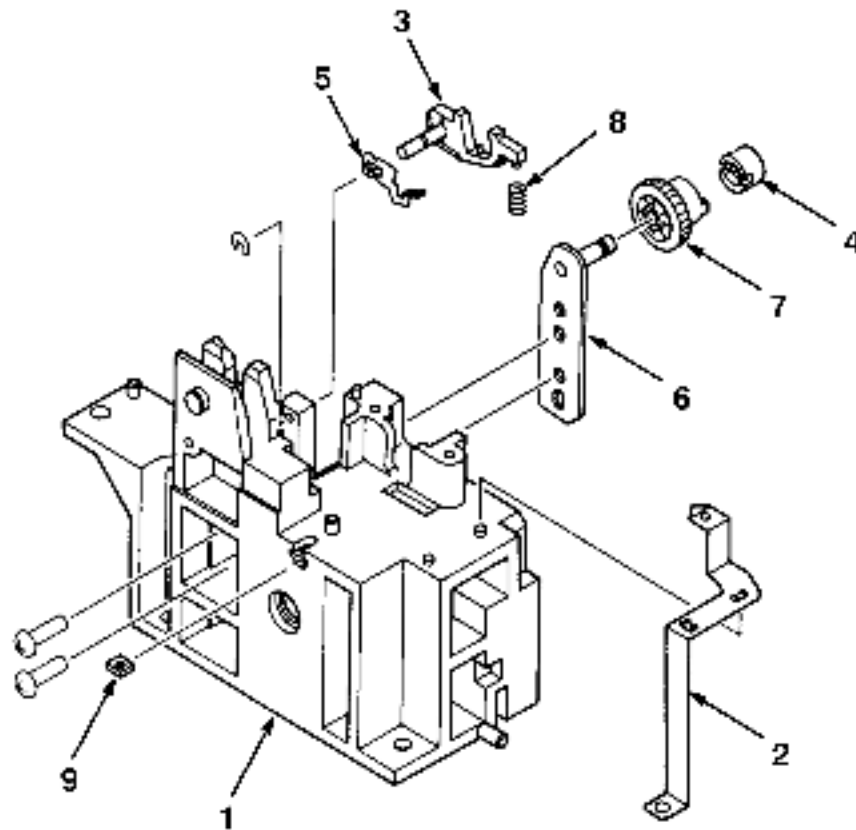
FIG. & ITEM NO.	DESCRIPTION	VENDOR PART NO.	DEC PART NO.	USED ON CODE	REF FIG NO.
11-	DRIVE ASSEMBLY, PICK-UP ROLLER	RG5-0027-000	FD-37841-01		1. 16
1	*Plate, Motor	RF5-0052-000			
2	*Gear (52T)	RS5-0089-000			
3	*Gear (52T)	RS5-0090-000			
4	*Gear (29T)	RS5-0091-000			
5	*Screw, TP (M3 x 6)	XA9-0267-000			
6	*Motor (DC 24V)	RH7-1101-000			
7	*Spring, Compression	RS5-2055-000			
8	*Clip, Cord	WT2-0204-000			



LPS17-11-SC

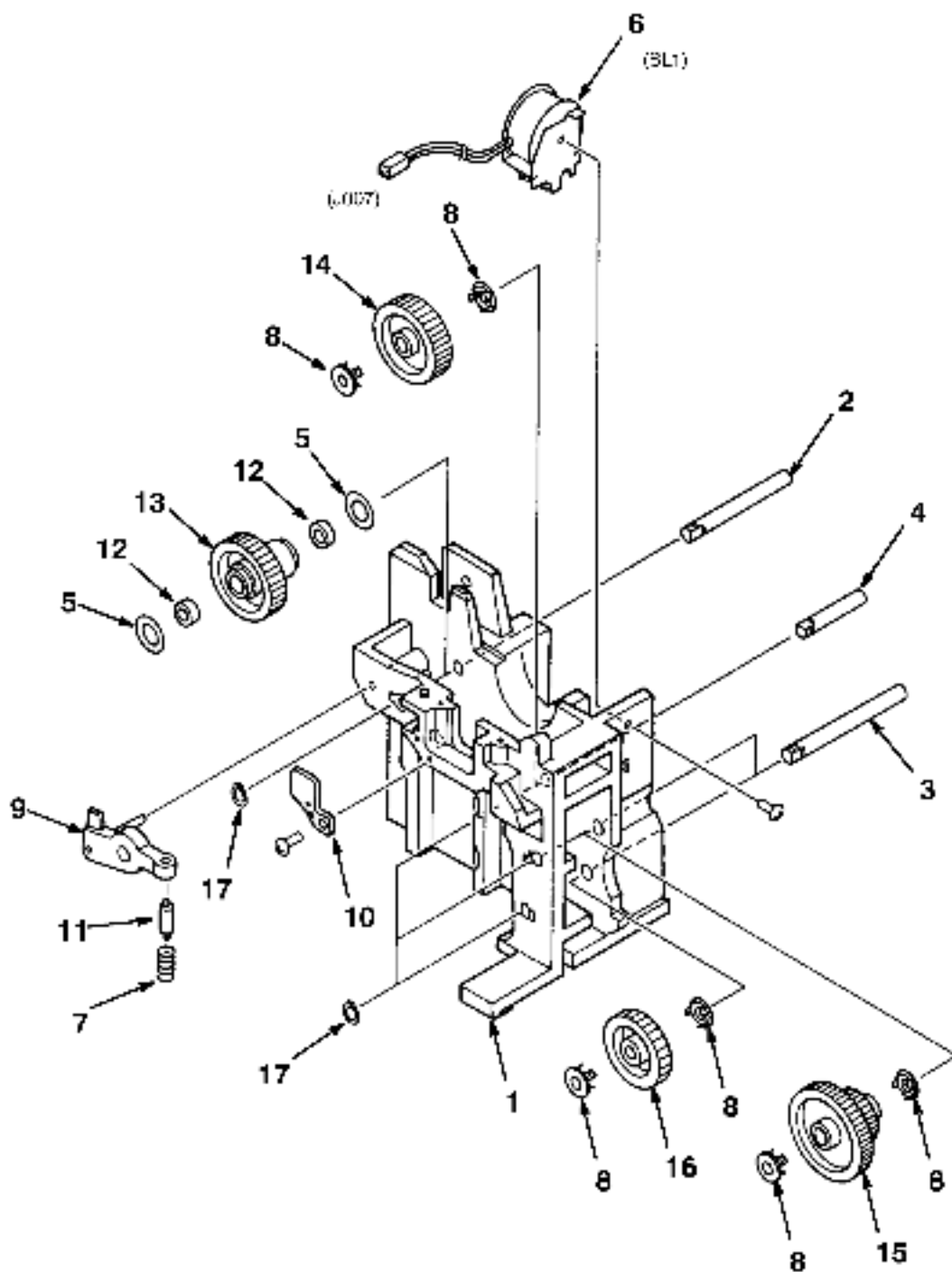
Figure 11. Drive Assembly, Pick-Up Roller

FIG. & ITEM NO.	DESCRIPTION	VENDOR PART NO.	DEC PART NO.	USED ON CODE	REF FIG NO.
12-	BLOCK ASSEMBLY, LEFT MAIN	RG5-0038-000			1, 4
1	*Block, Left Main	RB1-0241-000			
2	*Plate, Grounding	RB1-0242-000			
3	*Arm, Left Lifting	RB1-0243-000			
4	*Joint	RB1-0244-000			
5	*Plate, Terminal	RB1-0245-000			
6	*Plate, Pivot	RF5-0061-000			
7	*Gear (24T)	RS5-0036-000			
8	*Spring, Compression	RS5-2021-000			
9	*Nut, Plate	XA9-0417-000			



LPS17-12-SC

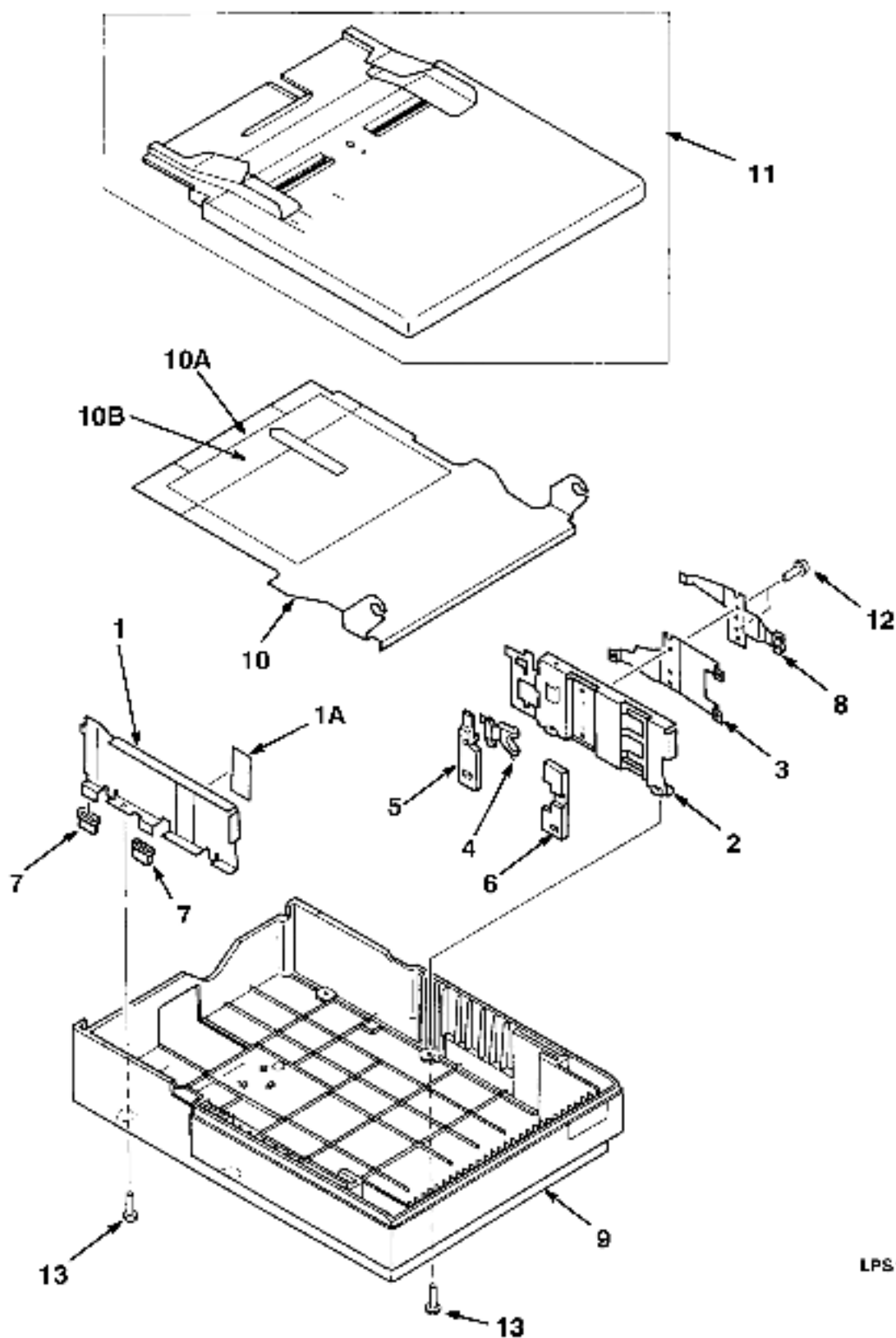
**Figure 12. Block Assembly, Left Main**



LPS17-13-SC

Figure 13. Block Assembly, Right Main

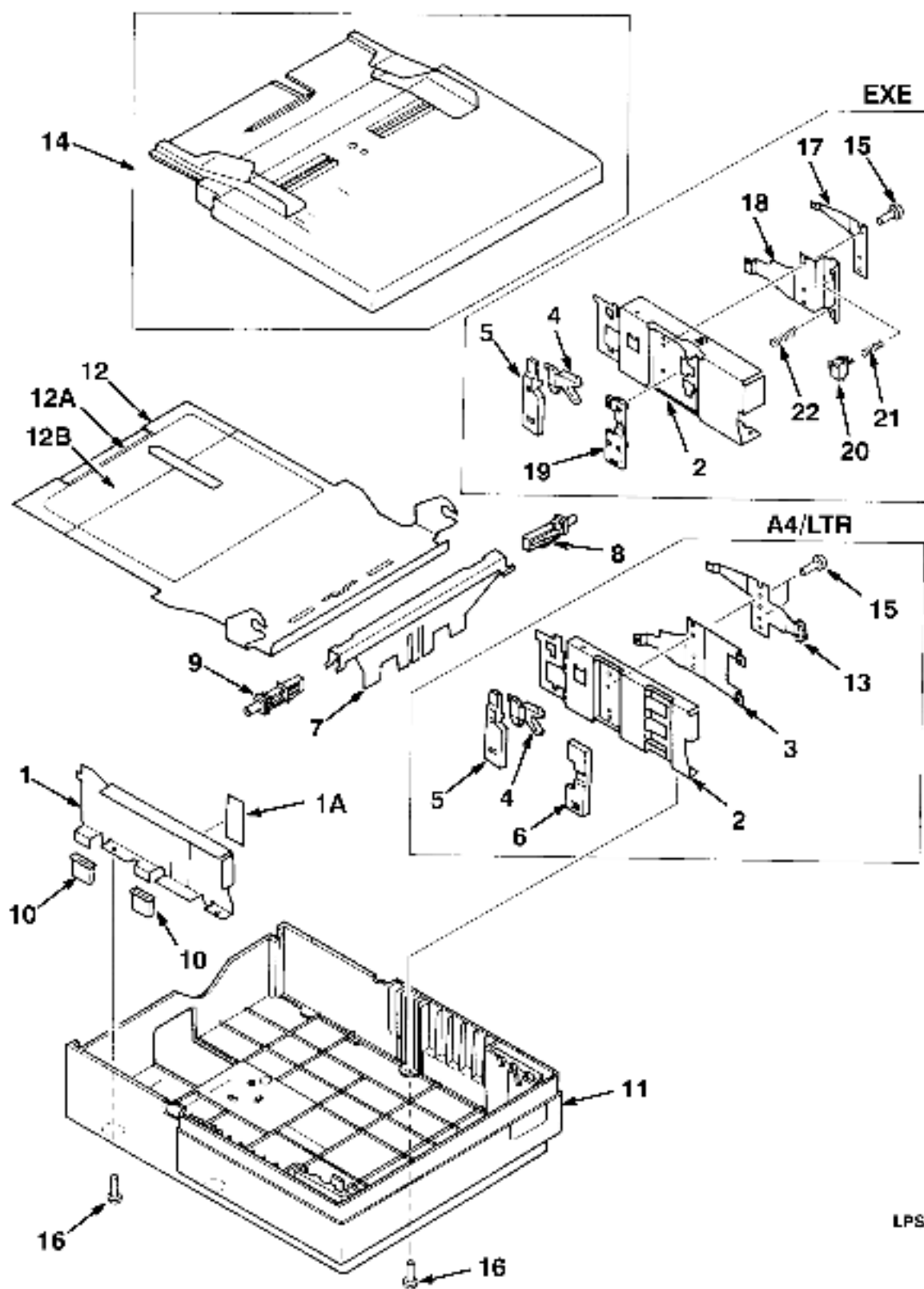
FIG. & ITEM NO.	DESCRIPTION	VENDOR PART NO.	DEC PART NO.	USED ON CODE	REF FIG NO.
13-	BLOCK ASSEMBLY, RIGHT MAIN	RG5-0039-000			1, 4
1	*Block, Right Main	RB1-0251-000			
2	*Shaft, Drive	RB1-0252-000			
3	*Shaft, Drive	RB1-0253-000			
4	*Shaft, Drive	RB1-0254-000			
5	*Spacer	RB1-0255-000			
6	*Solenoid (DC24V)	RH7-5031-000	29-30619-01		
7	*Spring, Compression	RS5-2021-000			
8	*Cap. Gear	RB1-0259-000			
9	*Arm, Right Lifting	RB1-0260-000			
10	*Plate	RB1-0261-000			
11	*Pivot	RB1-0262-000			
12	*Felt, Side Seal	RB1-0280-000			
13	*Gear, 26T	RS5-0037-000			
14	*Gear, 35T	RS5-0038-000			
15	*Gear, 36T	RS5-0039-000			
16	*Gear, 29T	RS5-0040-000			
17	*Ring, Grip (5.6)	XD9-0076-000			



LPS17-14-SC

Figure 14. Cassette Assembly (LGL)

FIG. & ITEM NO.	DESCRIPTION	VENDOR PART NO.	DEC PART NO.	USED ON CODE	REF FIG NO.
14-	CASSETTE ASSEMBLY (LEGAL)	R65-0001-000	29-30712-01		1
1	*PLATE, LEFT SIZE	RF5-0239-000			
1A	**Label, Card Height Limit	RB1-1091-000			
2	*Plate, Right Size	RB1-1066-000			
3	*Spring, Leaf	RB1-1068-000			
4	*Guide (1), Side	RB1-1069-000			
5	*Guide (2), Side	RB1-1070-000			
6	*Guide (3), Side	RB1-1072-000			
7	*Cap	RB1-1076-000			
8	*Guide (4), Side	RF5-0234-000			
9	*Body, Cassette	RF5-0277-000			
10	*PLATE, PAPER LIFTING	RF5-0238-000			
10A	**Strip, Friction	RB1-1063-000			
10B	**Label, Instructions	RB1-1092-000			
11	*Cover Assembly, Top	RG5-0282-000			
12	*Screw, TP (M3 x 4)	XA9-0326-000			
13	*Screw, TP (M3 x 6)	XA9-0287-000			



LPS17-15-SC

FIG. & ITEM NO.	DESCRIPTION	VENDOR PART NO.	DEC PART NO.	USED ON CODE	REF FIG NO.
15-	CASSETTE ASSEMBLY (A4)	R65-0002-000	29-30711-01		1
	CASSETTE ASSEMBLY (EXE)	R65-0006-000	29-30710-01		1
	CASSETTE ASSEMBLY (LTR)	R65-0004-000	29-30709-01		1
1	*PLATE, LEFT SIZE (EXE)	RF5-0216-000			
	*PLATE, LEFT SIZE (LTR)	RF5-0239-000			
	*PLATE, LEFT SIZE (A4)	RF5-0240-000			
1A	**Label, Card Height Limit	RB1-1091-000			
2	*Plate, Size Right (LTR)	RB1-1066-000			
	*Plate, Size Right (A4)	RB1-1063-000			
	*Plate, Size Right (EXE)	RB1-1087-000			
3	*Spring, Leaf	RB1-1068-000			
4	*Guide, Side 1	RB1-1069-000			
5	*Guide, Side 2	RB1-1070-000			
6	*Guide, Side 3	RB1-1072-000			
7	*Plate, Rear Side	RB1-1073-000			
8	*Pivot, Right	RB1-1074-000			
9	*Pivot, Left	RB1-1075-000			
10	*Cap	RB1-1076-000			
11	*Body, Cassette (LTR)	RF5-0271-000			
	*Body, Cassette (A4)	RF5-0273-000			
	*Body, Cassette (EXE)	RF5-0275-000			
12	*PLATE, PAPER LIFTING (A4/LTR)	RF5-0232-000			
	*PLATE, PAPER LIFTING (EXE)	RF5-0236-000			
12A	**Strip, Friction	RB1-1063-000			
12B	**Label, Instructions (EXE)	RB1-1064-000			
	**Label, Instructions (A4/LTR)	RB1-1092-000			
13	*Guide, Side 4	RF5-0234-000			
14	*Cover Assembly, Top	RG5-0281-000			
15	*Screw, TP (M3 x 4)	XA9-0326-000			
16	*Screw, TP (M3 x 6)	XA9-0267-000			
17	*Spring, Leaf (EXE)	RB1-1095-000			
18	*Spring, Leaf (EXE)	RB1-1096-000			
19	*Block, Rear Lower (EXE)	RB1-1097-000			
20	*Block, Rear Upper (EXE)	RB1-1098-000			
21	*Spring, Compression (EXE)	RS5-2013-000			
22	*Spring, Compression (EXE)	RS5-2014-000			

PARTS LIST

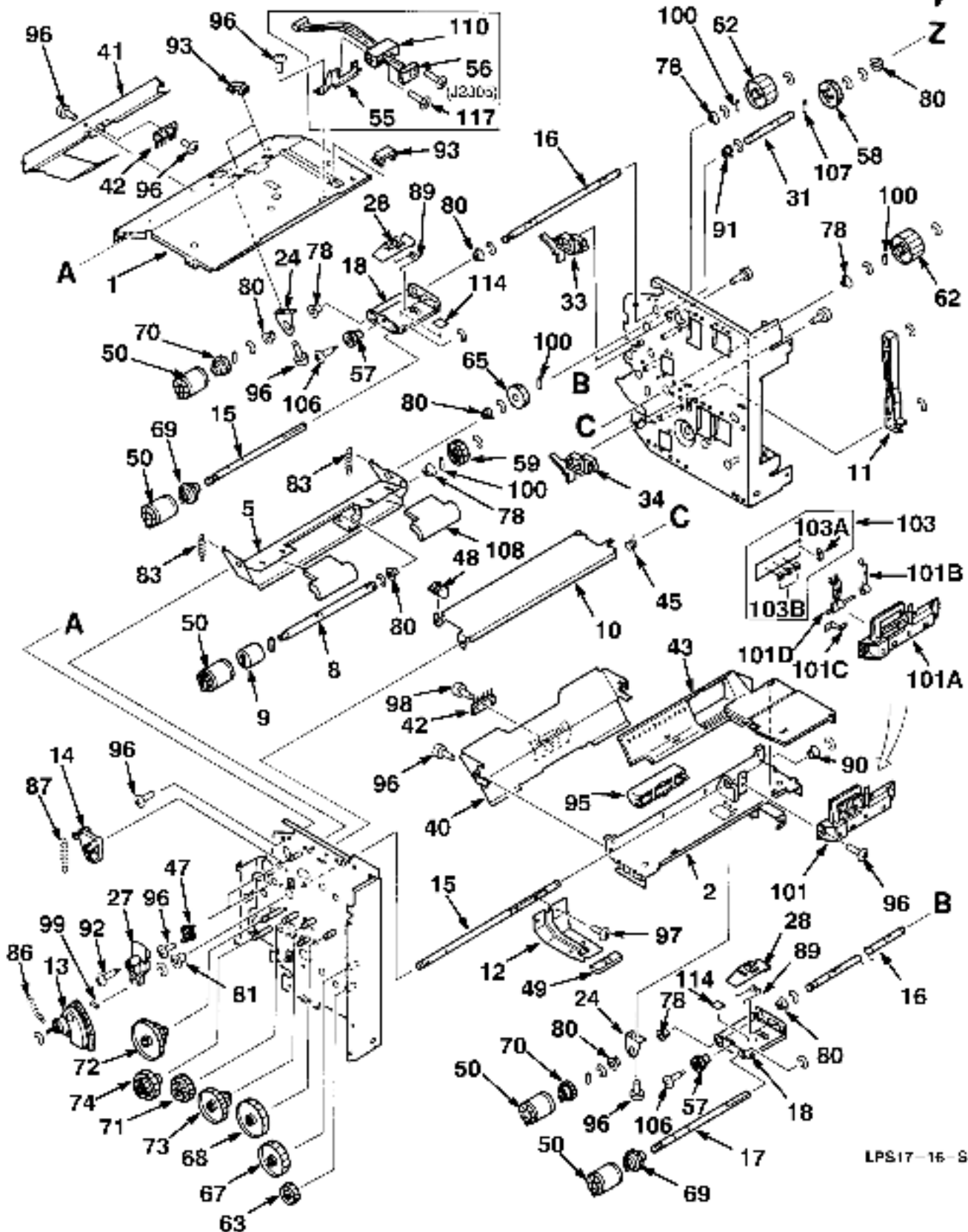
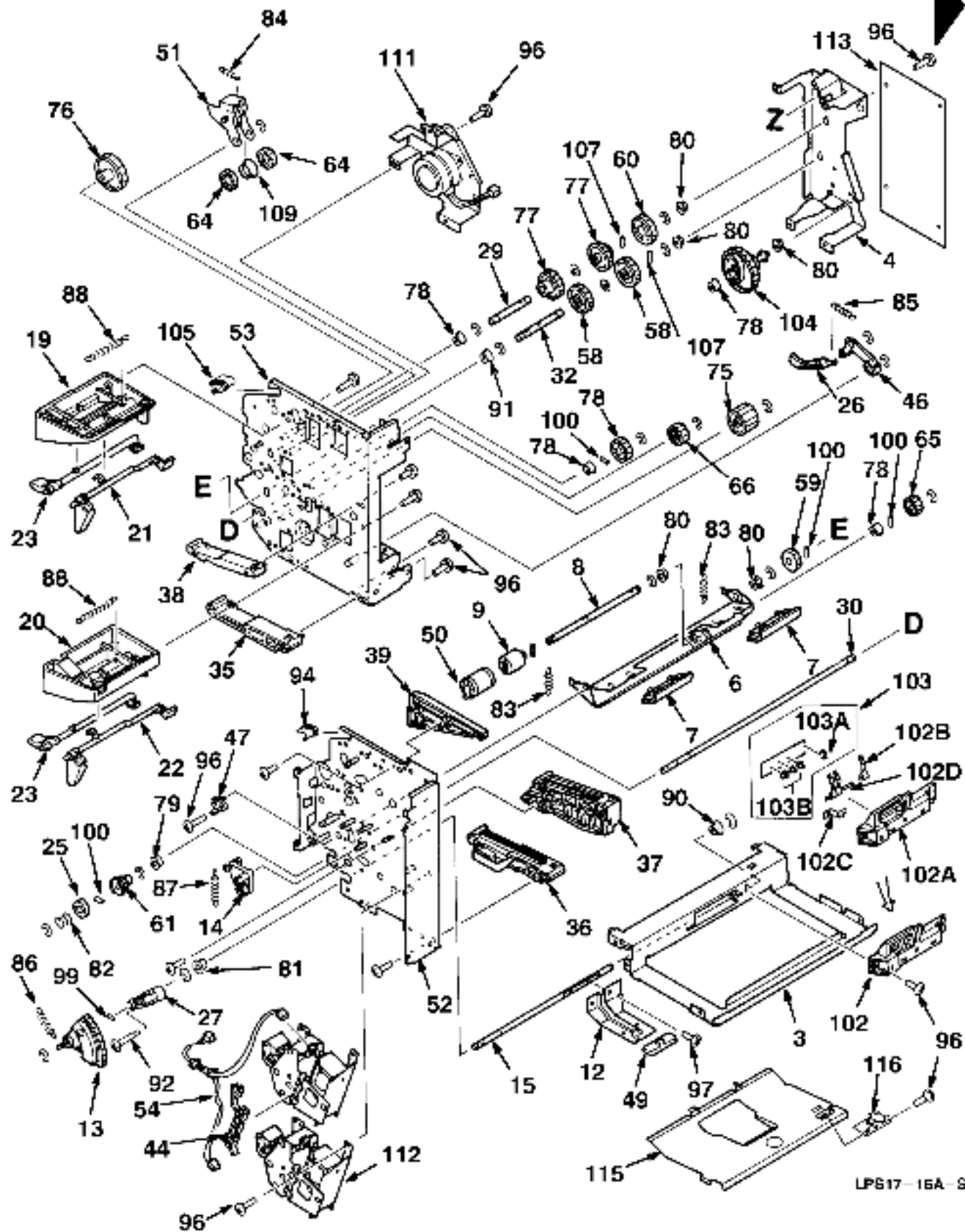


Figure 16. Pick-up Unit, Cassette (Sheet 1 of 2)

LPS17-16-SC



LPS17-16A-SC

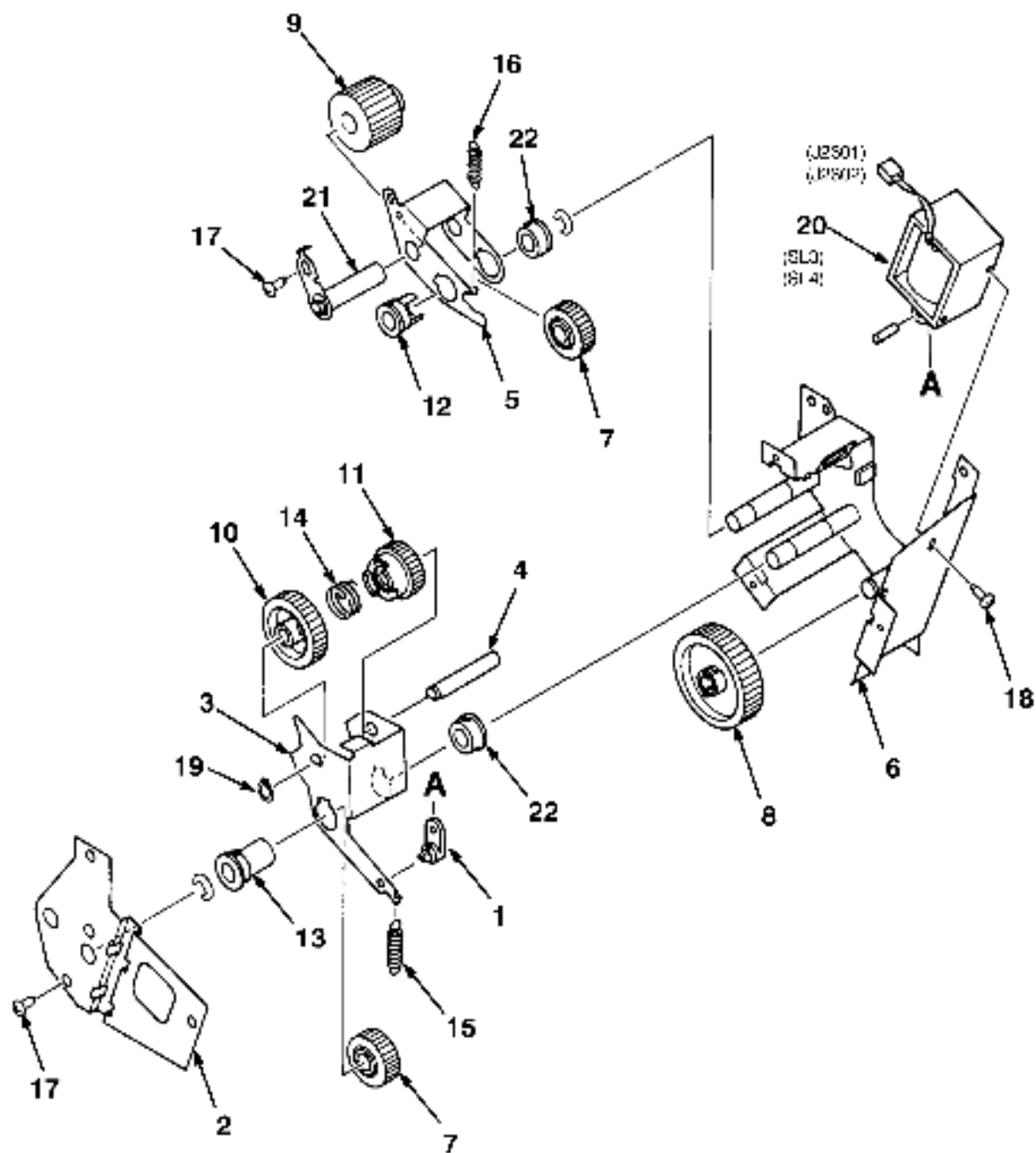
Figure 16. Pick-up Unit, Cassette (Sheet 2 of 2)

FIG. & ITEM NO.	DESCRIPTION	VENDOR PART NO.	DEC PART NO.	USED ON CODE	REF FIG NO.
16-	PICK-UP UNIT, CASSETTE	RG5-0025-000	FD-37677-01		1
1	*Plate, Upper	RB1-0101-000			
2	*Cross-member	RB1-0102-000			
3	*Plate, Lower	RB1-0103-000			
4	*Plate	RB1-0104-000			
5	*Plate, Upper Paper Guide	RB1-0105-000			
6	*Plate, Lower Paper Guide	RB1-0106-000			
7	*Guide, Lower Paper	RB1-0107-000			
8	*Shaft	RB1-0108-000			
9	*Limiter	RB1-0109-000			
10	*Guide	RB1-0110-000			
11	*Arm	RB1-0111-000			
12	*Plate, Lifting	RB1-0112-000			
13	*Gear, Sector	RB1-0113-000			
14	*Cam, Lifting	RB1-0114-000			
15	*Shaft, Lifting	RB1-0115-000			
16	*Shaft	RB1-0116-000			
17	*Shaft	RB1-0117-000			
18	*Plate	RB1-0118-000			
19	*Guide, Upper Manual Feed	RB1-0119-000			
20	*Guide, Lower Manual Feed	RB1-0120-000			
21	*Arm, Upper Paper Sensing	RB1-0121-020			
22	*Arm, Lower Paper Sensing	RB1-0122-000			
23	*Arm, Level Sensing	RB1-0123-000			
24	*Support	RB1-0124-000			
25	*Ratchet	RB1-0125-000			
26	*Arm	RB1-0127-000			
27	*Arm, Stop	RB1-0128-000			
28	*Plate	RB1-0129-000			
29	*Shaft, Separation	RB1-0130-000			
30	*Shaft, Roller	RB1-0131-000			
31	*Shaft, Upper Drive	RB1-0132-000			
32	*Shaft, Lower Drive	RB1-0133-000			
33	*Block, Upper Right Stop	RB1-0134-000			
34	*Block, Lower Right Stop	RB1-0135-000			
35	*Rail, Lower Right Cassette	RB1-0136-000			
36	*Rail, Lower Left Cassette	RB1-0137-000			
37	*Rail, Left Cassette	RB1-0138-000			
38	*Rail, Right Cassette	RB1-0139-000			
39	*Rail, Upper Left Cassette	RB1-0140-000			

FIG. & ITEM NO.	DESCRIPTION	VENDOR PART NO.	DEC PART NO.	USED ON CODE	REF FIG NO.
16-					
40	*Guide, Lower	RB1-0141-000			
41	*Guide, Upper	RB1-0142-000			
42	*Eliminator, Static Charge	RB1-0143-000			
43	*Cover	RB1-0144-000			
44	*Guide, Cable	RB1-0145-000			
45	*Spring, Torsion	RB1-0146-000			
46	*Arm, Stop (A)	RB1-0150-000			
47	*Washer, Pin	RB1-0153-000			
48	*Catch, Guide	RB1-0154-000			
49	*Cap, Lifting	RB1-0155-000			
50	*ROLLER ASSEMBLY	RF5-0041-000	FD-37674-01		
51	*Coupler	RF5-0042-000			
52	*Plate, Left Side	RF5-0044-000			
53	*Plate, Right Side	RF5-0045-000			
54	*Cable, Lifting (J302/J2301/J2302)	RG5-0031-000			
55	*Plate, Connector	RB1-0211-000			
56	*Cable, Envelope Feeder (J306/J2305)	RG5-0033-000			
57	*Gear, 16T	RS5-0001-000			
58	*Gear, 32T	RS5-0002-000			
59	*Gear, 26T	RS5-0003-000			
60	*Gear, 31T	RS5-0004-000			
61	*Gear, 35T	RS5-0005-000			
62	*Gear, 35T	RS5-0006-000			
63	*Gear, 24T	RS5-0007-000			
64	*Gear, 23T	RS5-0008-000			
65	*Gear, 24T	RS5-0009-000			
66	*Gear, 20T	RS5-0010-000			
67	*Gear, 37T	RS5-0011-000			
68	*Gear, 47T	RS5-0012-000			
69	*Gear, 21T	RS5-0013-000			
70	*Gear, 20T	RS5-0014-000			
71	*Gear, 17T,31T	RS5-0015-000			
72	*Gear, 43T, 24T	RS5-0016-000			
73	*Gear, 41T, 17T	RS5-0017-000			
74	*Gear, 23T, 35T	RS5-0018-000			
75	*Gear, 26T	RS5-0019-000			
76	*Gear, 37Y	RS5-0020-000			
77	*Gear, 31T	RS5-0021-000			
78	*Bushing	RS5-1001-000			
79	*Bushing	RS5-1002-000			

FIG. & ITEM NO.	DESCRIPTION	VENDOR PART NO.	DEC PART NO.	USED ON CODE	REF FIG NO.
16-					
80	*Bushing	RS5-1003-000			
81	*Bushing	RS5-1004-000			
82	*Spring, Compression	RS5-2001-000			
83	*Spring Tension	RS5-2002-000			
84	*Spring, Tension	RS5-2003-000			
85	*Spring, Tension	RS5-2004-000			
86	*Spring, Tension	RS5-2005-000			
87	*Spring, Tension	RS5-2006-000			
88	*Spring, Tension	RS5-2007-000			
89	*Spring, Tension	RS5-2008-000			
90	*Bushing	FS1-1202-000			
91	*Bushing	FS1-1340-000			
92	*Screw, Stepped M4	RS5-9002-000			
93	*Holder, Cable	RA1-6314-000			
94	*Guide, Cable	RB1-0126-000			
95	*Cover	RB1-0157-000			
96	*Screw, TP (M3 x 6)	XA9-0287-000			
97	*Screw, TP (M4 x 6)	XB6-7400-607			
98	*Screw, TP (M3 x 4)	XA9-0326-000			
99	*Pin, Dowel	XD3-2300-282			
100	*Pin, Dowel	XD9-0108-000			
101	*SENSOR ASSEMBLY, UPPER SIZE	RG5-0028-000			
101A	**Guide, Upper Sensor	RB1-0201-000			
101B	**Spring, Leaf	RB1-0202-000			
101C	**Plate, Grounding	RB1-0203-000			
101D	**Shaft, Sensor	RB1-0204-000			
102	*SENSOR ASSEMBLY, LOWER SIZE	RG5-0029-000			
102A	**Guide, Lower Sensor	RB1-0206-000			
102B	**Spring, Leaf	RB1-0207-000			
102C	**Plate, Grounding	RB1-0203-000			
102D	**Shaft, Sensor	RB1-0204-000			
103	*MODULE, CASSETTE SIZE SENSOR	RG5-0030-000			
103A	**Connector, 4P (J2303)	VS1-5046-000			
103B	**Switch, TACT SKHHPB(SW851 to SW8523)	WC2-0100-000			
104	* Clutch Assembly	RG5-0036-000			
105	*Guide, Cord	RB1-0156-000			

FIG. & ITEM NO.	DESCRIPTION	VENDOR PART NO.	DEC PART NO.	USED ON CODE	REF FIG NO.
16-					
106	*Screw, Stepped	FS1-9167-000			
107	*Pin, Spring (2 x 14)	XD9-0083-000			
108	*Guide, Upper Paper	RB1-0159-000			
109	*Cap, Gear	RB1-0160-000			
110	*Cover, Connection	RB1-0161-000			
111	*DRIVE ASSEMBLY, PICK-UP ROLLER	RG5-0027-000	FD-37841-01		1, 11
112	*Litter Assembly	RG5-0026-000			1
113	*Module, Paper Pick-Up Controller	RG5-0034-000	29-30621-01		1
114	*Damper, Foam	RB1-0162-000			
115	*Plate, Cover	RB1-0163-020			
116	*Stopper, Cover	RB1-0164-000			
117	*Screw, Stepped (M3)	RS5-9001-000			

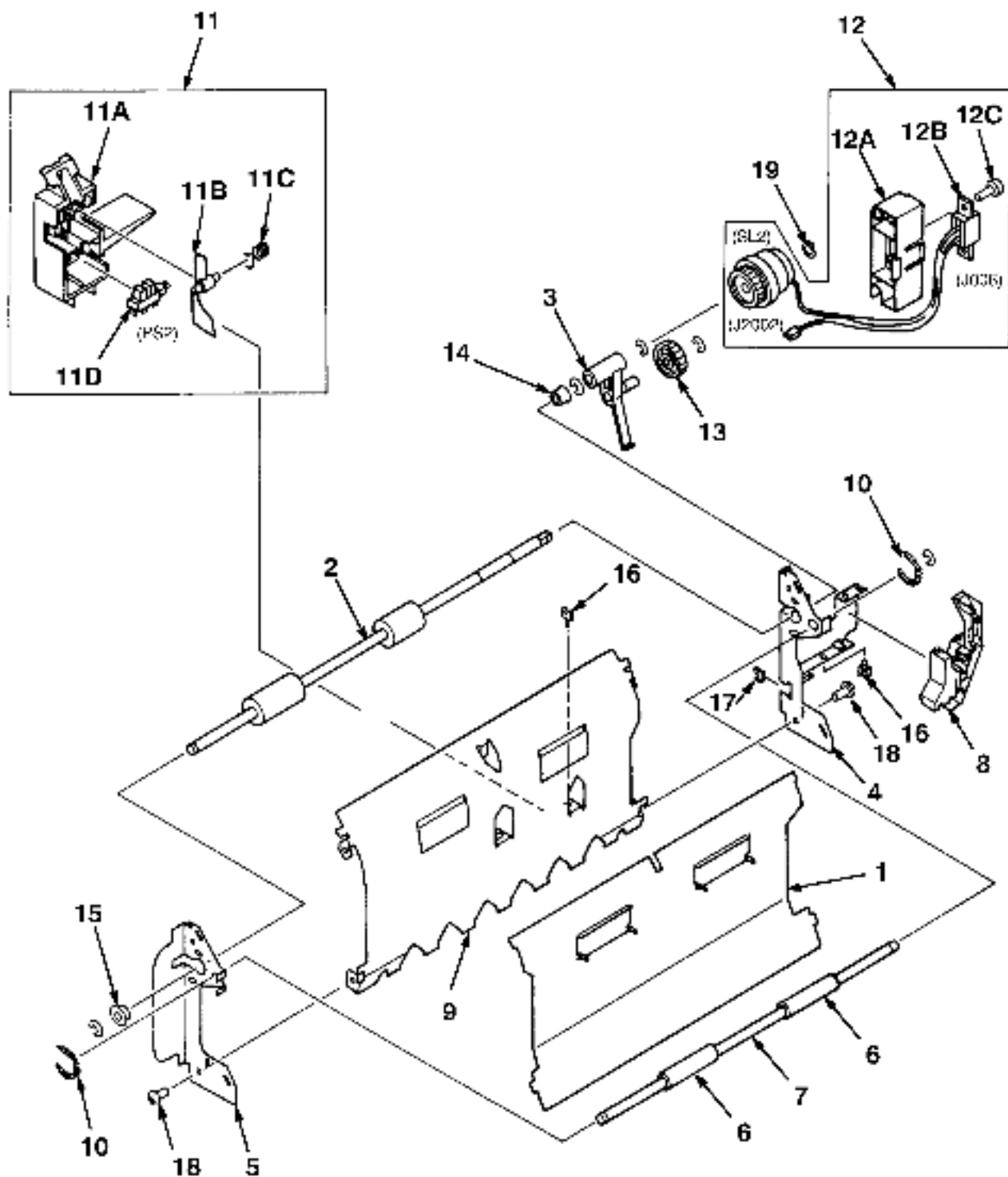


LPS17-17-SC

Figure 17. Lifter Assembly

FIG. & ITEM NO.	DESCRIPTION	VENDOR PART NO.	DEC PART NO.	USED ON CODE	REF FIG NO.
17-	LIFTER ASSEMBLY	N/A			1
1	*Actuator	RB1-0181-000			
2	*Plate	RB1-0182-000			
3	*Plate, Coupler	RB1-0183-000			
4	*Shaft	RB1-0185-000			
5	*Plate, Lifting	RB1-0186-000			
6	*Plate, Base Lifting	RF5-0051-000			
7	*Gear, 20T	RS5-0023-000			
8	*Gear, 37T	RS5-0024-000			
9	*Gear, 21T	RS5-0025-000			
10	*Gear, 27T	RS5-0026-000			
11	*Gear, 20T	RS5-0027-000			
12	*Bushing	RS5-1005-000			
13	*Bushing	RS5-1006-000			
14	*Spring, Torsion	RS5-2009-000			
15	*Spring, Tension	RS5-2010-000			
16	*Spring, Tension	RS5-2011-000			
17	*Screw, TP (M3 x 6)	XA9-0267-000			
18	*Screw, TP (M3 x 4)	XA9-0434-000			
19	*Ring, Grip (5.6)	XD9-0076-000			
20	*Solenoid, DC24V	RH7-5032-000			
21	*Pin, Guide	RF5-0087-000			
22	*Bushing	FS1-1202-000			

**PARTS LIST**



LPS17-18-SC

**Figure 18. Refeed Assembly, Paper**

FIG. & ITEM NO.	DESCRIPTION	VENDOR PART NO.	DEC PART NO.	USED ON CODE	REF FIG NO.
18-	REFEED ASSEMBLY, PAPER	RG5-0056-000	29-30603-01		1
1	*Guide (B), Paper Refeed	RB1-0447-000			
	*Guide (B), Paper Refeed	RB1-0447-050			
2	*Roller, Refeed Drive	RB1-0448-000			
	*Roller, Refeed Drive	RB1-0448-020			
3	*Coupler, Lever	RB1-0449-000			
4	*Plate, Right	RB1-0450-000			
5	*Plate, Left	RB1-0451-000			
6	*Roller, Refeed	RB1-0452-020			
7	*Shaft	RB1-0453-020			
8	*Guide, Cable	RB1-0454-000			
9	*GUIDE (A), PAPER REFEED	RB1-0446-000			
10	*Spring, Torsion	RS5-2038-020			
11	*SENSOR ASSEMBLY, PAPER REFEED	RG5-0057-000			
11A	**Holder, Sensor	RB1-0461-000			
11B	**Arm, Sensor	RB1-0462-000			
11C	**Spring, Torsion	RS5-2040-000			
11D	**Photo-Interrupter (GP1S09C1)	WG8-5038-020	FD-37577-01		
12	*CLUTCH ASSEMBLY, PAPER REFEED	RG5-0058-000			
12A	**Cover, Connector	RB1-0466-000			
12B	**Clutch, Paper Refeed	RG5-0059-000			
12C	**Screw, Stepped (M3)	RA9-0621-000			
13	*Gear, 19T	RS5-0092-000			
14	*Bushing	RS5-1001-000			
15	*Bushing	RS5-1002-000			
16	*Clip, Cable	WT2-5028-000			
17	*Clip, Cable	WT2-5035-000			
18	*Screw, TP (M3 x 6)	XA9-0287-000			
19	*Ring, Grip (5.6)	XD9-0076-000			

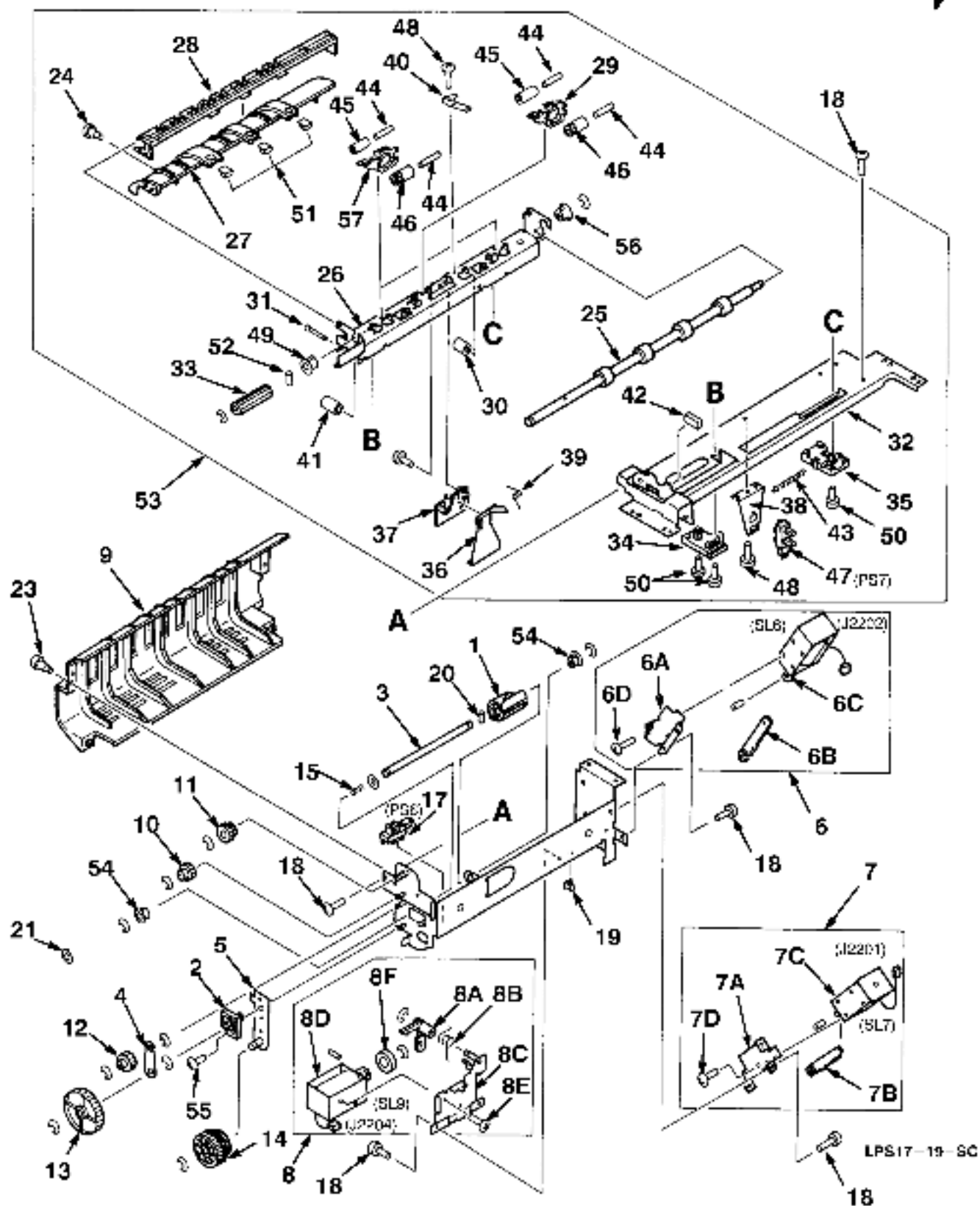
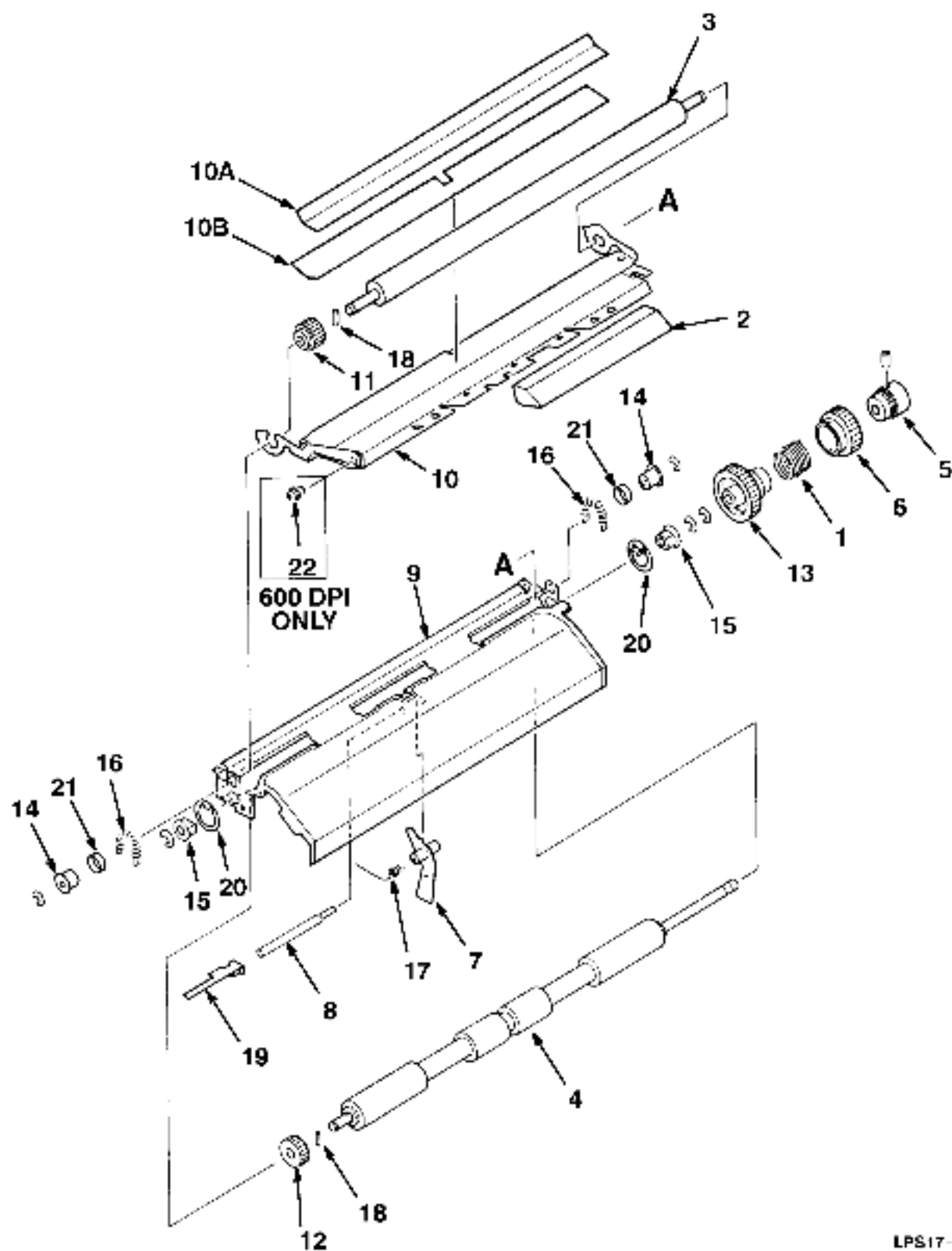


Figure 19. Delivery Assembly

FIG. & ITEM NO.	DESCRIPTION	VENDOR PART NO.	DEC PART NO.	USED ON CODE	REF FIG NO.
19-	DELIVERY ASSEMBLY	RG5-0381-000	29-30593-01		1
1	*Roller, Cam	RB1-0496-000			
2	*Block, Coupler	RB1-0498-000			
3	*Shaft, Clutch	RB1-0499-000			
4	*Plate	RB1-0500-000			
5	*Plate, Coupler	RF5-0093-000			
6	*SOLENOID ASSEMBLY, FACE-UP GATE	RG5-0083-000			
6A	*Mount, Solenoid	RB1-0516-000			
6B	**Arm, Link	RB1-0517-000			
6C	**Solenoid (DC24V), Face-Up Gate	RH7-5033-000	29-30623-01		
6D	**Screw, TP (M3 x 4)	XA9-0434-000			
7	*GUIDE (FD), SOLENOID ASSEMBLY	RG5-0065-000			
7A	**Mount, Solenoid	RB1-0521-000			
7B	**Arm, Link	RB1-0522-000			
7C	**Solenoid (DC24V), Fork Gate	RH7-5034-000	29-30622-01		
7D	**Screw, TP (M3 x 4)	XA9-0434-000			
8	*SOLENOID ASSEMBLY, OFFSET	RG5-0065-000	29-30707-01		
8A	**Lever, Offset	RB1-0526-000			
8B	**Spring, Torsion	RB1-0527-000			
8C	**Mount, Solenoid	RF5-0094-000			
8D	**Solenoid (DC24V)	RH7-5055-000			
8E	**Screw, TP (M3 x 4)	XA9-0434-000			
8F	**Damper	RB1-0529-000			
9	*Guide, Front Lower Delivery	RB1-0539-000			
10	*Gear, 23T	RS5-0082-000			
11	*Gear, 28T/32T	RS5-0083-000			
12	*Gear, 19T	RS5-0084-000			
13	*Gear, 44T	RS5-0085-000			
14	*Gear, 24T/32T	RS5-0086-000			
15	*Spring, Compression	RS5-2046-000			
16	Not Used				
17	*Photo-Interrupter (GP1S09C1)	WG8-5038-020	FD-37577-01		
18	*Screw, TP (M3 x 6)	XA9-0267-000			
19	*Clamp	WT2-0387-000			
20	*Pin, Dowel	XD9-0103-000			
21	*Ring, Grip (5.6)	XD9-0076-000			
22	Not Used				
23	*Screw, Stepped (M3)	RA9-0621-000			
24	*Screw, Stepped (M3)	RA9-0621-000			

FIG. & ITEM NO.	DESCRIPTION	VENDOR PART NO.	DEC PART NO.	USED ON CODE	REF FIG NO.
19-					
25	*Roller, Delivery	RB1-0531-000			
26	*Plate, Mounting	RB1-0532-000			
27	*Guide, Lower Delivery	RB1-0533-000			
28	*Guide, Upper Delivery	RF5-0281-000			
29	*Mount, Roller	RB1-0535-000			
30	*Roller	RB1-0538-000			
31	*Shaft, Roller	RB1-0537-000			
32	*Plate, Delivery	RB1-0081-000			
33	*Gear, 16T	RS5-0081-000			
34	*Holder (A)	RB1-0540-000			
35	*Holder (B)	RB1-0541-000			
36	*Arm, Delivery Sensing	RB1-0542-000			
37	*Holder, Sensor	RB1-0543-000			
38	*Mounting, Sensor	RB1-0544-000			
39	*Spring, Torsion	RB1-0545-000			
40	*Spring, Leaf	RB1-0548-000			
41	*Roller	RB1-0547-000			
42	*Damper	RB1-0548-000			
43	*Spring, Tension	RS1-2048-000			
44	*Shaft, Roller	RA1-4059-000			
45	*Roller	RS1-6030-000			
46	*Roller	RS1-6038-000			
47	*Photo-Interrupter (GP1S09C1)	WG8-5038-020	FD-37577-01		
48	*Screw, TP (M3 x6)	XA9-0267-000			
49	*Bushing	RS5-1004-000			
50	*Screw, w/Washer (M3 x 8)	XA9-0419-000			
51	*Plate,	RB1-0549-000			
52	*Pin, Dowel	XA9-0103-000			
53	*Mounting Assembly, Delivery	RG5-0382-000			
54	*Bushing	RS5-1001-000			
55	*Screw (TP)	XA9-0302-000			
56	*Bushing	RS5-1009-000			
57	*Mount, Roller	RB1-0550-000			

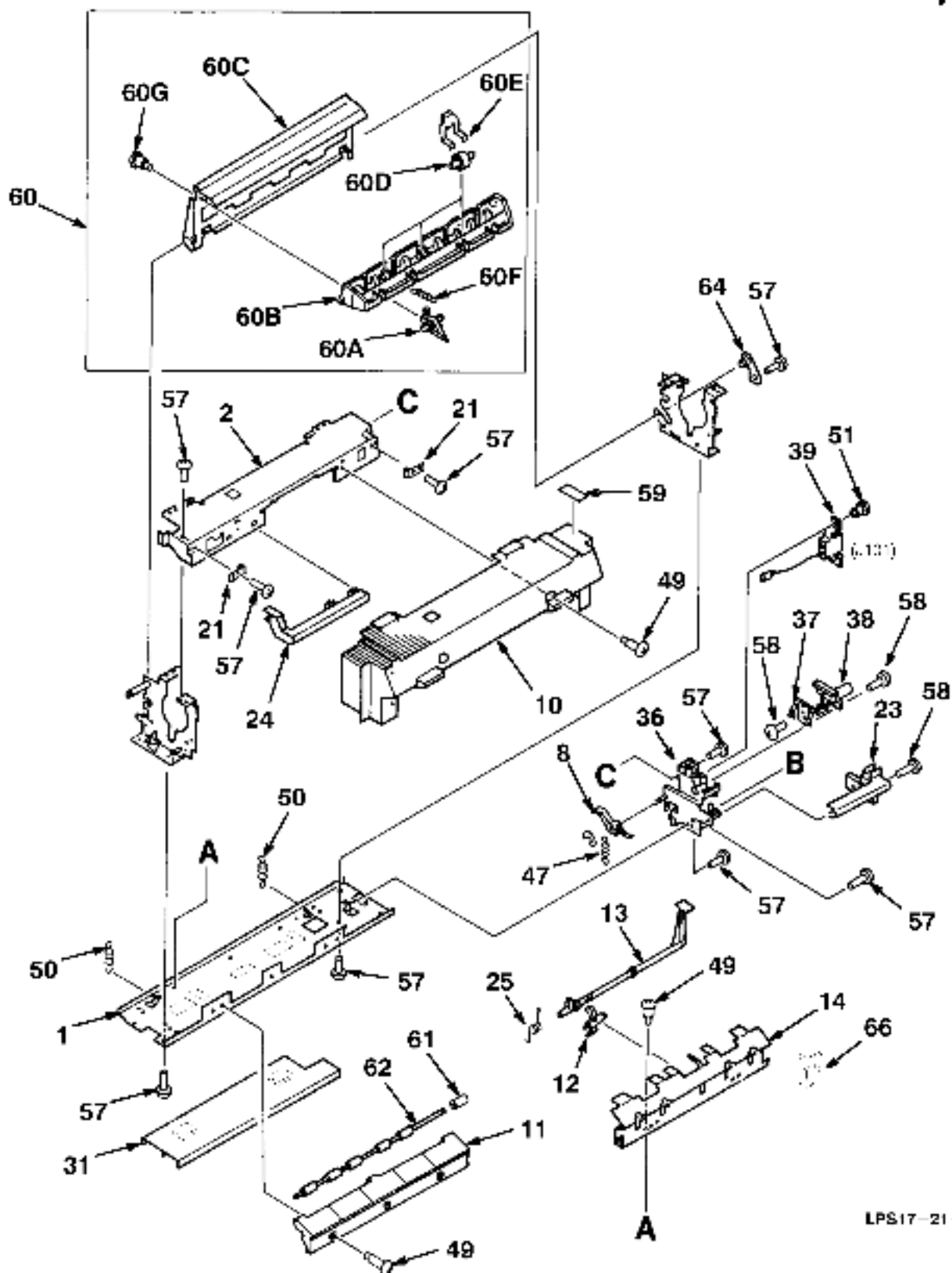
THIS PAGE INTENTIONALLY LEFT BLANK



LPS17-20-SC

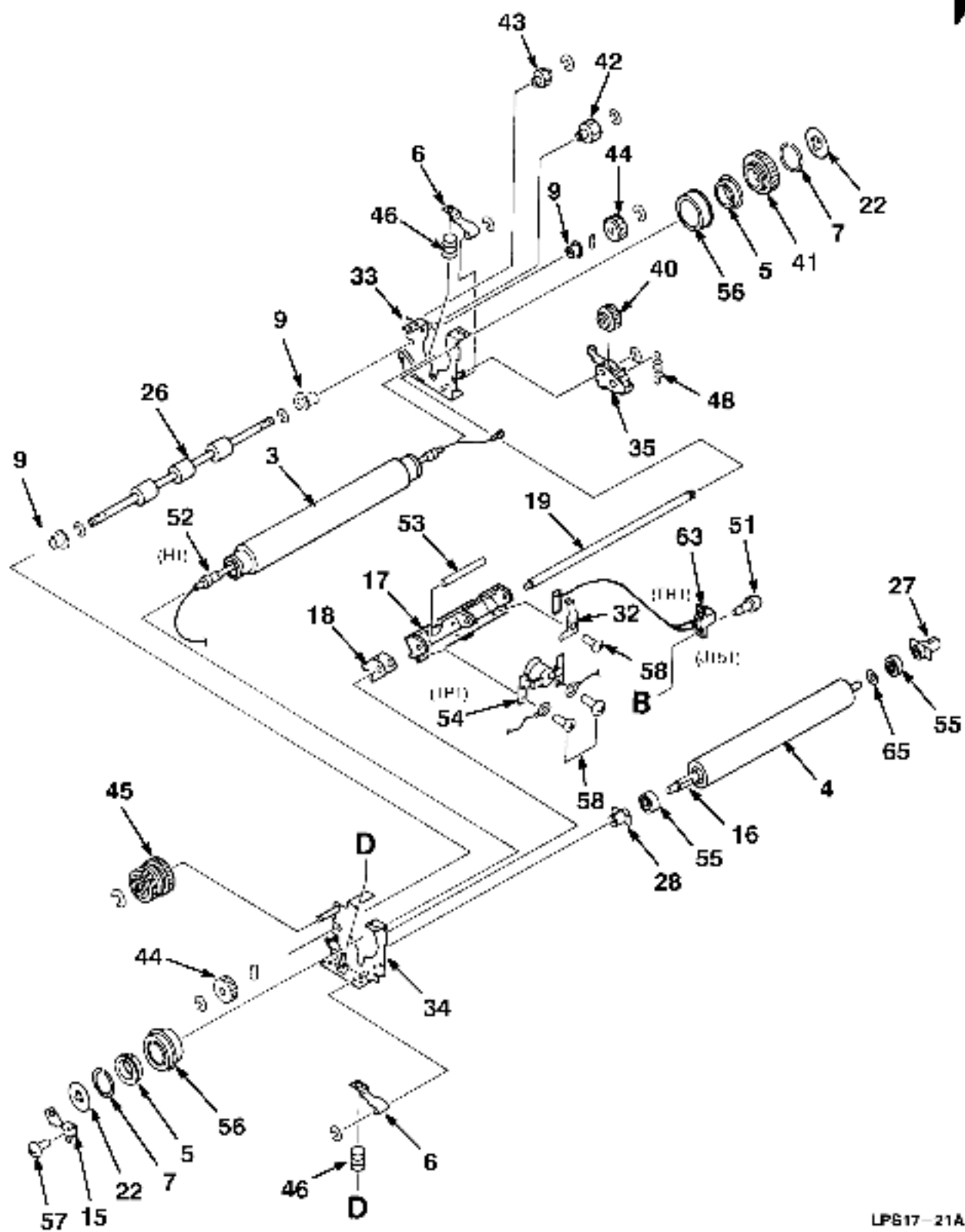
Figure 20. Roller Assembly, Registration

FIG. & ITEM NO.	DESCRIPTION	VENDOR PART NO.	DEC PART NO.	USED ON CODE	REF FIG NO.
20-	ROLLER ASSEMBLY, REGISTRATION (300 DPI)	RG5-0037-000	29-30604-01		1
	ROLLER ASSEMBLY, REGISTRATION (600 DPI)	RG5-0161-000			1
1	*Spring, Clutch	87-2847-000			
2	*Catch (300 DPI)	RB1-0222-000			
	*Catch (600 DPI)	RB1-1015-000			
3	*Roller, Upper Registration	RB1-0223-000			
4	*Roller, Lower Registration (300 DPI)	RB1-0224-000			
	*Roller, Lower Registration (600 DPI)	RB1-1014-000			
5	*Drum, Clutch	RB1-0225-000			
6	*Ring, Ratchet	RB1-0226-000			
7	*Arm, Registration Sensor	RB1-0227-000			
8	*Shaft, Sensor Arm	RB1-0228-000			
9	*Guide, Lower (300 DPI)	RF5-0056-000			
	*Guide, Lower (600 DPI)	RF5-0155-000			
10	*GUIDE ASSEMBLY, UPPER (300 DPI)	RF5-0057-000			
	*GUIDE ASSEMBLY, UPPER (600 DPI)	RF5-0156-000			
10A	**Scraper	RB1-0233-000			
10B	**Sheet, Mylar	RB1-0237-000			
11	*Gear, 28T	RS5-0031-000			
12	*Gear, 32T	RS5-0032-000			
13	*Gear, 36T	RS5-0033-000			
14	*Bushing	RS5-1011-000			
15	*Bushing (300 DPI)	RS5-1012-000			
	*Bushing (600 DPI)	RS5-1013-000			
16	*Spring, Tension	RS5-2016-000			
17	*Spring, Torsion	RS5-2017-000			
18	*Pin, Dowel	XD9-0103-000			
19	*Stopper	RB1-0229-000			
20	*Cap, Bushing	RB1-0235-000			
21	*Collar	RB1-0236-000			
22	*Screw, TP M3 x 6 (600 DPI Only)	XA9-0267-000			



LPS17-21-SC

Figure 21. Fusing Assembly (Sheet 1 of 2)

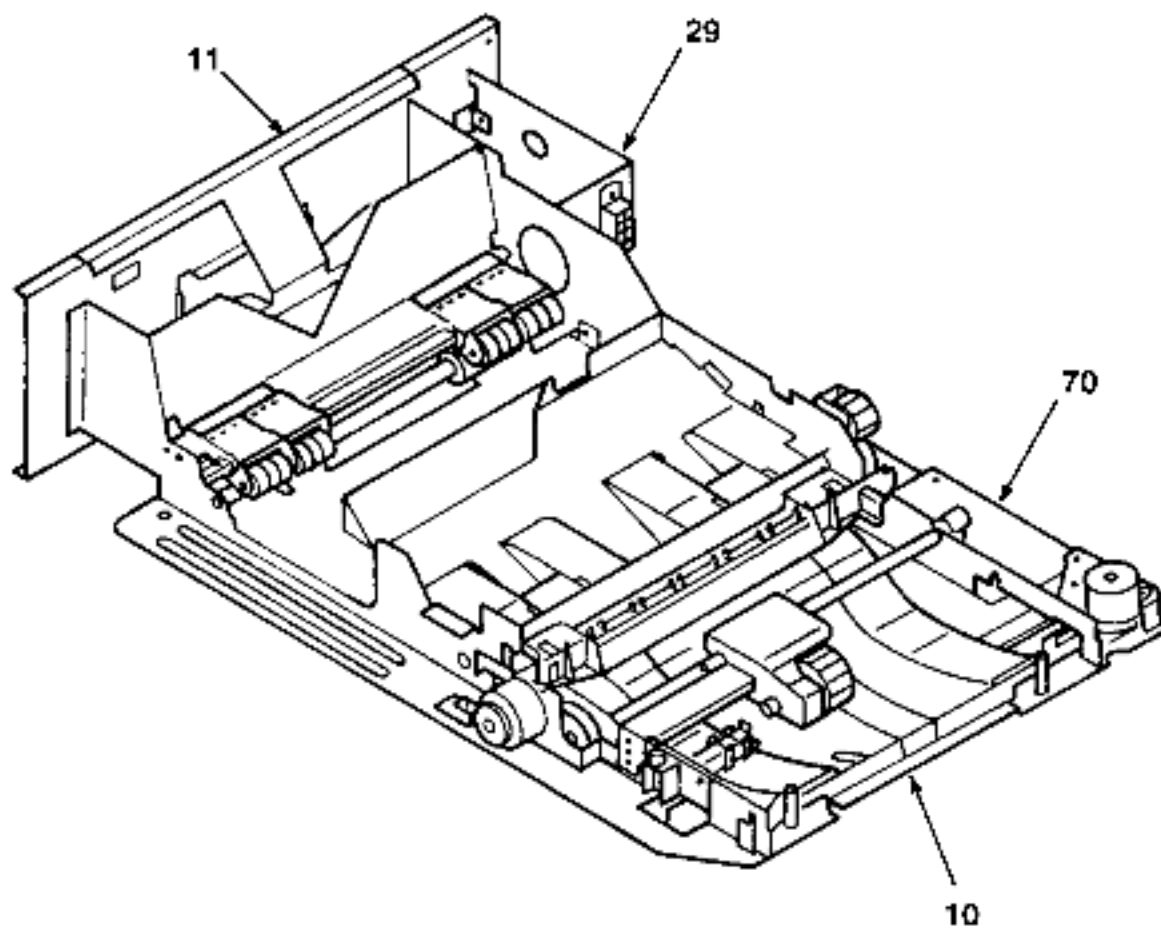


LPS17-21A-SC

Figure 21. Fusing Assembly (Sheet 2 of 2)

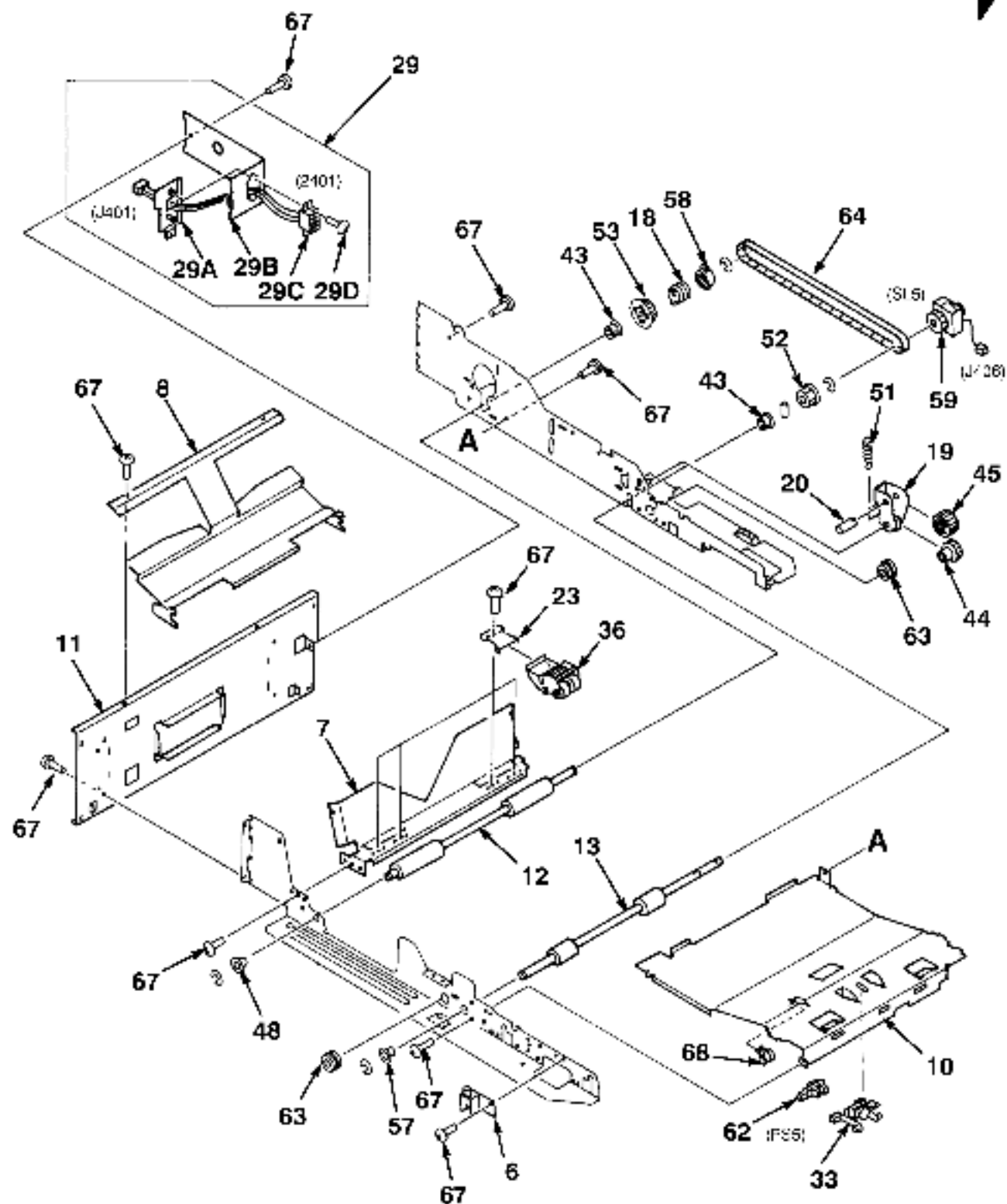
FIG. & ITEM NO.	DESCRIPTION	VENDOR PART NO.	DEC PART NO.	USED ON CODE	REF FIG NO.
21-	FUSING ASSEMBLY (100/115V)	RG5-0046-270	29-30597-01		1, 4
	FUSING ASSEMBLY (220V/240V)	RG5-0047-270	29-30600-01		1, 4
1	*Cross-member, Lower	RB1-0321-000			
2	*Cross-member, Upper	RB1-0322-000			
3	*Roller, Upper Fusing	RB1-0323-000			
4	*Roller, Pressure	RB1-0324-000			
5	*Bushing	RB1-0325-000			
6	*Arm, Plate	RB1-0326-000			
7	*Ring, Retaining	RB1-0253-000			
8	*Lever	RB1-0330-000			
9	*Bushing	RS5-1001-000			
10	*Cover	RB1-0333-000			
11	*Guide, Lower Paper	RB1-0335-000			
12	*Lever, Upper Sensing	RB1-0338-000			
13	*Lever, Lower Sensing	RB1-0337-000			
14	*Guide, Separation	RB1-0338-030			
15	*Spring, Leaf	RB1-0339-000			
16	*Shaft, Pressure Roller	RB1-0340-040			
17	*Block (1), Thermo-switch	RB1-0361-000			
18	*Block (2), Thermo-switch	RB1-0342-000			
19	*Shaft	RB1-0343-000			
20	NOT USED				
21	*Spring, Leaf	RBQ-0345-000			
22	*Cap, Roller	RB1-0346-000			
23	*Guide (1), Cable	RB1-0347-020			
24	*Guide (2), Cable	RB1-0348-020			
25	*Spring, Torsion	RB1-0349-000			
26	*Shaft, Delivery Roller	RB1-0350-000			
27	*Bushing, Right	RB1-0356-000			
28	*Bushing, Left	RB1-0357-000			
29	NOT USED				
30	NOT USED				
31	*Cover, Lower	RB1-0360-030			
32	*Spring, Leaf	RB1-0386-000			
33	*Plate, Right Side	RF5-0066-000			
34	*Plate, Left Side	RF5-0067-000			
35	*Arm	RF5-0088-000			
36	*Plate	RF5-0089-000			
37	*Spring, Leaf	RF5-0071-000			
38	*Connector	RF5-0072-000			
39	*Cable (J101)	RG5-0049-000			

FIG. & ITEM NO.	DESCRIPTION	VENDOR PART NO.	DEC PART NO.	USED ON CODE	REF FIG NO.
21-					
40	*Gear, 27T	RS5-0057-000			
41	*Gear, 40T	RS5-0058-000			
42	*Gear, 18T	RS5-0059-000			
43	*Gear, 16T	RS5-0060-000			
44	*Gear, 23T	RS5-0061-000			
45	*Gear, 33T	RS5-0062-000			
46	*Spring, Compression	RS5-2026-000			
47	*Spring, Tension	RS5-2027-000			
48	*Spring, Tension	RS5-2028-000			
49	*Screw, Stepped M3	RF5-0090-000			
50	*Spring, Tension	RS5-2030-000			
51	*Screw, Stepped M3	RA9-0621-000			
52	*Heater, Halogen (100/115V)	RH7-4036-000			
	*Heater, Halogen (220/240V)	RH7-4037-000			
53	*Tube	KE2-1124-009			
54	*Thermo-switch	RH7-7030-000			
55	*Bearing	XG9-0235-000			
56	*Bearing, Ball	XG9-0236-000			
57	*Screw, TP (M3 x 4)	XA9-0434-000			
58	*Screw (M3 x 6)	XA9-0233-000			
59	*Label (100/115V)	RS5-8025-000			
	*Label (220/220V)	RS5-8026-000			
60	*EXIT ASSEMBLY, FUSING	RG5-0048-050	29-30618-01		
60A	**Pawl, Separation	RB1-0371-020			
60B	**Holder, Separation	RB1-0372-020			
60C	**Cover, Separation Pawl	RB1-0373-000			
60D	**Roller	RB1-0374-000			
60E	**Spring, Leaf	RB1-0375-000			
60F	**Spring, Tension	RS5-2032-000			
60G	**Screw, Stepped (M3)	RF5-0090-000			
61	*Roller	RB1-0362-000			
62	*Shaft, Roller	RB1-0363-000			
63	*Thermistor	RH7-7031-000			
64	*Pin, Positioning	RF5-0088-000			
65	*Cap, Roller	RB1-0366-000			
66	*Plate, Grounding	RF5-0065-000			
	*Plate, Grounding	RF5-0085-030			



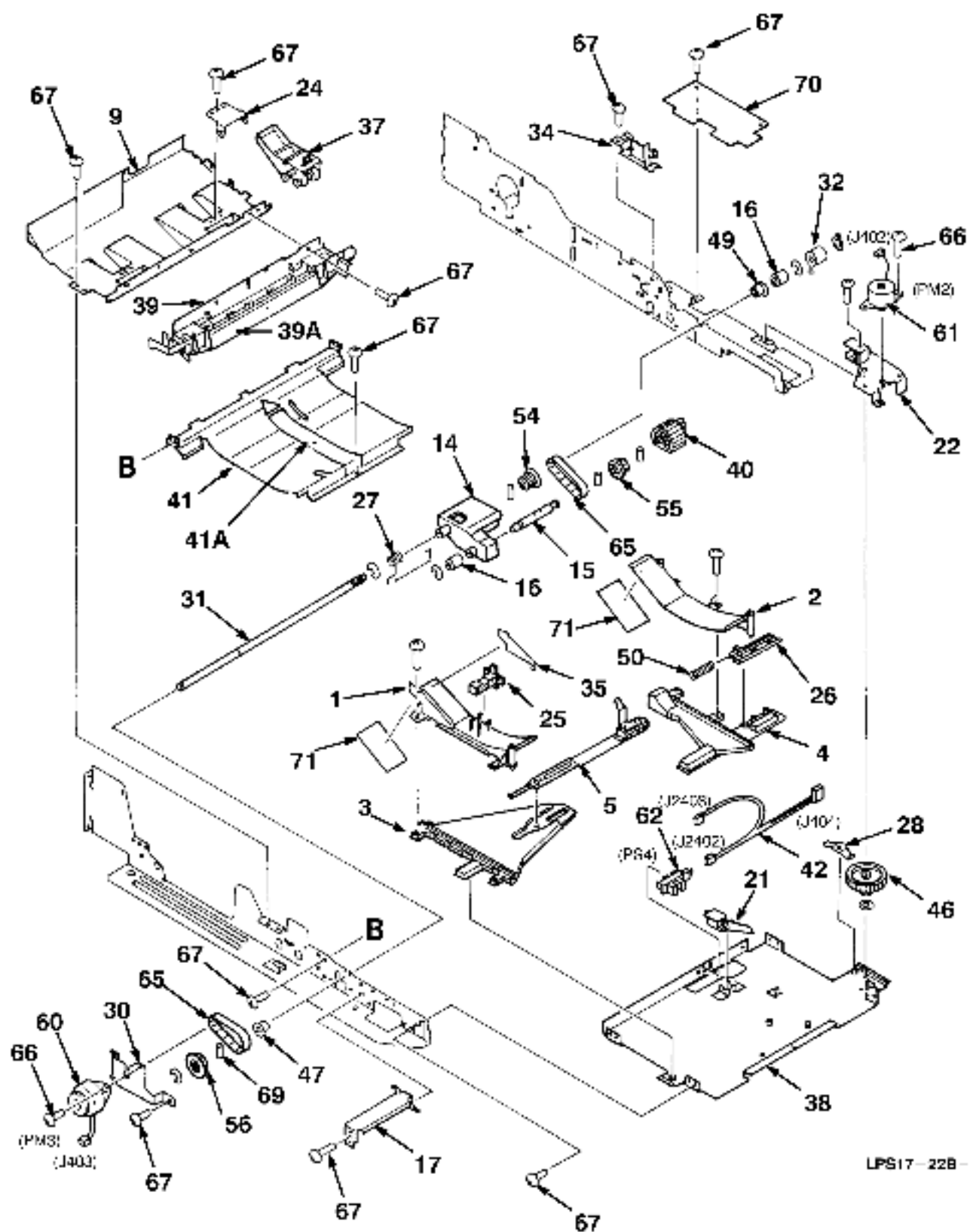
LPS17-22-SC

Figure 22. Duplexing Assembly (Sheet 1 of 3)



LPS17-22A-SC

Figure 22. Duplexing Assembly (Sheet 2 of 3)



LPS17-22B-SC

Figure 22. Duplexing Assembly (Sheet 3 of 3)

FIG. & ITEM NO.	DESCRIPTION	VENDOR PART NO.	DEC PART NO.	USED ON CODE	REF FIG NO.
22-	DUPLEXING ASSEMBLY (LPS1X-UB)		30-39829-01		1
1	*Guide, Left Upper	RB1-0391-000			
2	*Guide, Right Upper	RB1-0392-000			
3	*Guide, Left Lower	RB1-0393-000			
4	*Guide, Right Lower	RB1-0394-000			
5	*Arm	RF5-0082-000			
6	*Pin	RB1-0396-000			
7	*Guide (1), Upper Feeder	RB1-0397-000			
8	*Guide (2), Lower Feeder	RB1-0398-000			
9	*Guide (2), Upper Feeder	RB1-0399-000			
10	*Guide (2), Lower Feeder	RB1-0400-000			
11	*Plate, Rear	RB1-0401-000			
12	*Roller (1)	RB1-0402-000			
13	*Roller (2)	RB1-0403-000			
14	*Block, Roller	RB1-0404-000			
15	*Shaft	RB1-0405-000			
16	*Spacer	RB1-0406-000			
17	*Plate	RB1-0407-000			
18	*Clutch	RB1-0408-000			
19	*Plate	RB1-0409-000			
20	*Shaft	RB1-0410-000			
21	*Lever, Sensor	RB1-0411-000			
22	*Mounting, Motor	RB1-0412-000			
23	*Spring, Leaf	RB1-0413-000			
24	*Spring, Leaf	RB1-0414-000			
25	*Slider, Adjusting	RB1-0415-000			
26	*Rack	RB1-0417-000			
27	*Spring, Torsion	RB1-0418-000			
28	*Spring, Leaf	RB1-0419-000			
29	*CONNECTOR ASSEMBLY, DUPLEXING	RG5-0053-000			
29A	**Retainer	RB1-0441-000			
29B	**Plate, Mounting	RB1-0442-000			
29C	**Connector (1) (J401/J2401)	RG5-0054-000			
29D	**Screw, TP	XA9-0527-000			
30	*Mounting, Motor	RB1-0429-000			
31	*Shaft	RB1-0432-000			
32	*Collar	RB1-0433-000			
33	*Lever, Sensor	RB1-0434-000			
34	*Cover, Wire	RB1-0436-000			
35	*Plate, Guide	RB1-0437-000			
36	*Roller (1)	RF5-0076-000			

FIG. & ITEM NO.	DESCRIPTION	VENDOR PART NO.	DEC PART NO.	USED ON CODE	REF FIG NO.
22-					
37	*Roller (2)	RF5-0077-000			
38	*Plate, Spindle	RF5-0079-000			
39	*GUIDE, SEPARATION	RF5-0080-000			
39A	**Sheet	RB1-0426-000			
40	*Rollers, Duplex Refeed	RF5-0081-000	29-30609-01		
41	*PLATE, PAPER FEED	RF5-0083-000			
41A	**Sheet	RB1-0431-000			
42	*Cable, Sensor (J404/J2402/J2403)	RG5-0055-000			
43	*Bushing	RS5-1001-000			
44	*Gear, 18T	RS5-0066-000			
45	*Gear, 21T	RS5-0067-000			
46	*Gear, 17T/70T	RS5-0068-000			
47	*Bushing	RS5-1021-000			
48	*Bushing	RS5-1022-000			
49	*Bushing	RS5-1023-000			
50	*Spring, Compression	RS5-2036-000			
51	*Spring, Tension	RS5-2037-000			
52	*Gear, 14T Pulley	RS5-3002-000			
53	*Gear, 28T Pulley	RS5-3003-000			
54	*Gear, 20T Pulley	RS5-3004-000			
55	*Gear, 20T Pulley	RS5-3005-000			
56	*Gear, 32T Pulley	RS5-3006-000			
57	*Bushing	RS5-1002-000			
58	*Flange	RS5-6002-000			
59	*Clutch, Electromagnetic Registration	RF5-5030-000	29-30607-01		
60	*Motor, DC24V Switchback	RH7-1102-000	29-30616-01		
61	*Motor, DC24V Duplex Centering	RH7-1103-000	29-30617-01		
62	*Photo-interrupter (GP1S00C1)	WG8-5038-000	FD-37577-01		
63	*Bushing	WT2-5034-000			
64	*Belt, Timing	XF9-0323-000			
65	*Belt, Timing	XF9-0324-000			
66	*Screw, Binding Hd Mach (M3 x 8)	XA9-0187-000			
67	*Screw, TP (M3 x 6)	XA9-0267-000			
68	*Clip, Cable	WT2-5041-000			
69	*Pin, Dowel	XD3-2160-142			
70	*Module Assembly, Duplex Driver	RG5-0052-000	29-30608-01		
71	*Sheet, Mylar	RB1-0439-000			

Ω

THIS PAGE INTENTIONALLY LEFT BLANK

**PART NUMBER/DESCRIPTION INDEX** 

THIS PAGE INTENTIONALLY LEFT BLANK

## INDEX BY PART NUMBER

PrintServer 17 System

DEC;VENDOR PART NO.	DESCRIPTION	FIG NO.	ITEM NO.
17-00198-14	Cord, Power	1	N/A
17-00199-21	Cord, Power (Central Europe)	1	N/A
17-00199-21	Cord, Power (Central Europe)	1	N/A
17-00199-21	Cord, Power (Central Europe)	1	N/A
17-00199-21	Cord, Power (Central Europe)	1	N/A
17-00199-21	Cord, Power (Central Europe)	1	N/A
17-00199-21	Cord, Power (Central Europe)	1	N/A
17-00209-15	Cord, Power	1	N/A
17-00210-13	Cord, Power	1	N/A
17-00310-08	Cord, Power	1	N/A
17-00364-18	Cord, Power	1	N/A
17-00457-16	Cord, Power	1	N/A
29-30590-01	Switch Assembly, Front (RG5-0345-000)	6	25
29-30591-01	Module Assembly, Main Motor	1	22
29-30591-01	Module Assembly, Main Motor (RG5-0043-000)	4	7C
29-30592-01	GUIDE ASSEMBLY, TRANSFER (RG5-0045-000)	4	9
29-30593-01	DELIVERY ASSEMBLY	1	19
29-30593-01	DELIVERY ASSEMBLY (RG5-0361-000)	19	N/A
29-30593-01	DELIVERY ASSEMBLY (RG5-0361-000)	3	5B
29-30594-01	P/S, DC (100/115V)(300 DPI) (RG5-0276-000)	6	8
29-30595-01	Fan, Controller DC24V (RH7-1131-000)	7	3
29-30596-01	Fan (DC24V) LYPSA (RH7-1132-000)	6	8B
29-30597-01	FUSING ASSEMBLY (100/115V)	1	21
29-30597-01	FUSING ASSEMBLY (100/115V) (RF5-0046-270)	4	27
29-30597-01	FUSING ASSEMBLY (100/115V) (RG5-0046-270)	21	N/A
29-30598-01	P/S, DC (220/240V - 300 DPI) (RG5-0277-000)	6	8
29-30599-01	Module Assy, AC Driver (300 DPI) (220V)	1	31
29-30599-01	Module Assembly, AC Driver (220V) (300 DPI) (RG5-0096-000)	6	9E
29-30600-01	FUSING ASSEMBLY (220/240V)	1	21
29-30600-01	FUSING ASSEMBLY (220/240V) (RF5-0047-270)	4	27
29-30600-01	FUSING ASSEMBLY (220V/240V) (RG5-0047-270)	21	N/A
29-30601-01	Module Assembly, DC Driver	1	30
29-30601-01	Module Assembly, DC Driver (RG5-0094-000)	6	9D
29-30602-01	SWITCH ASSEMBLY, MAIN	1	8
29-30602-01	SWITCH ASSEMBLY, MAIN (RG5-0344-000)	8	N/A
29-30603-01	REFEED ASSEMBLY, PAPER	1	18
29-30603-01	REFEED ASSEMBLY, PAPER (RG5-0056-000)	18	N/A
29-30604-01	ROLLER ASSEMBLY, REGISTRATION	1	20
29-30604-01	ROLLER ASSY, REGISTRAT. (300 DPI) (RG5-0037-000)	20	N/A
29-30605-01	MODULE ASSY, DC CONTROLLER (300 DPI)	1	26
29-30605-01	Module Assembly, DC Controller (RG5-0278-000)	6	30
29-30606-01	Module, Controller Fan Connect	7	27
29-30607-01	Clutch, Electromagnetic Registration (RF5-5030-000)	22	59
29-30608-01	Module Assembly, Duplex Driver (RG5-0052-000)	22	70
29-30609-01	Rollers, Duplex Refeed (RF5-0081-000)	22	40
29-30611-01	Guide, Cartridge (RB1-0471-000)	3	1
29-30612-01	MIRROR ASSEMBLY (300 DPI) (RG5-0069-000)	3	13
29-30613-01	Holder, Paper (RB1-1934-000)	3	50
29-30614-01	Cable, Fiber Optical (RH7-5157-000)	5	11
29-30616-01	Motor, DC24V Switchback (RH7-1102-000)	22	60
29-30617-01	Motor, DC24V Duplex Centering (RH7-1103-000)	22	61
29-30618-01	EXIT ASSEMBLY, FUSING (RG5-0048-050)	21	60
29-30619-01	Solenoid (DC24V) (RH7-5031-000)	13	1

## INDEX BY PART NUMBER

PrintServer 17 System

DEC/VENDOR PART NO.	DESCRIPTION	FIG NO.	ITEM NO.
29-30621-01	Module, Paper Pick-Up Controller	1	28
29-30621-01	Module, Paper Pick-Up Controller (RG5-0034-000)	16	113
29-30622-01	Solenoid (DC24V), Fork Gate (RH7-5034-000)	19	7C
29-30623-01	Solenoid (DC24V), Face-Up Gate (RH7-5033-000)	19	6C
29-30706-01	HOLDER ASSEMBLY, PAPER (RG9-0816-020)	3	17
29-30707-01	SOLENOID ASSEMBLY, OFFSET (RG5-0065-000)	19	8
29-30708-01	COVER ASSEMBLY, LEFT (RG5-0351-000)	2	3
29-30709-01	CASSETTE ASSEMBLY (LTR) (R65-0004-000)	15	N/A
29-30709-01	Cassette, Letter Size (LPS1X-LT)	1	N/A
29-30710-01	CASSETTE ASSEMBLY (EXE) (R65-0006-000)	15	N/A
29-30710-01	Cassette, Executive Size (LPS1X-LE)	1	N/A
29-30711-01	CASSETTE ASSEMBLY (A4) (R65-0002-000)	15	N/A
29-30711-01	Cassette, A4 Size (LPS1X-LB)	1	N/A
29-30712-01	CASSETTE ASSEMBLY (LEGAL) (R65-0001-000)	14	N/A
29-30712-01	CASSETTE ASSEMBLY (LGL)	1	14
29-30712-01	Cassette, Legal Size (LPS1X-LA)	1	N/A
29-30842-01	Legs, LCIT Extender	1	N/A
29-30848-01	Cover Assembly, Delivery (RB1-0471-000)	3	48
29-31404-01	P/S, DC (100/115V-600 DPI) (RG5-0276-030)	6	8
29-31405-01	P/S, DC (220/240V-600 DPI) (RG5-0277-030)	6	8
29-31409-01	Module Assy, AC Driver (600 DPI) (110V)	1	31
29-31409-01	Mod. Assy, AC Driver (110V-600 DPI) (RG5-0166-000)	6	9E
29-31410-01	Module Assy, AC Driver (600 DPI) (220V)	1	31
29-31410-01	Module Assy, AC Drive (220V-600 DPI) (RG5-0167-000)	6	9E
29-31411-01	Scanner Assy, Laser (800 DPI) (RG5-0153-000)	5	18
29-31412-01	MODULE ASSY, DC CONTROLLER (600 DPI)	1	26
29-31413-01	Power Supply Assy, H.V. (600 DPI) (RG5-0170-000)	4	6
30-39829-01	DUPLEXING ASSEMBLY (LPS1X-UB)	22	N/A
36-36842-01	Label, CE	1	N/A
36-36850-02	Label, Control Panel (French)	1	N/A
36-36850-02	Label, Control Panel (French)	1	N/A
36-36850-02	Label, Operator Panel (French)	1	N/A
36-36850-03	Label, Operator Panel (Spanish)	1	N/A
36-36850-04	Label, Control Panel (German)	1	N/A
36-36850-04	Label, Control Panel (German)	1	N/A
36-36850-04	Label, Operator Panel (German)	1	N/A
36-36850-05	Label, Control Panel (Dutch)	1	N/A
36-36850-05	Label, Operator Panel (Dutch)	1	N/A
36-36850-06	Label, Control Panel (Italian)	1	N/A
36-36850-06	Label, Operator Panel (Italian)	1	N/A
70-30295-02	PANEL, OPERATOR CONTROL	2	12
70-30295-02	Panel Assembly, Operator Control	1	23
70-30825-02	CPU ASSEMBLY, LPS17 (replaces 70-30825-01)	7	20
70-30825-02	CPU Assembly, LPS17	1	24
70-30844-07	CPU Assy, LPS17 Daughter - (Thin/Thick Wire)	1	25
70-30844-08	CPU Assy, LPS17 Daughter (Thin/TwistPr) (LPS1X-TP)	1	25
74-44744-01	Tray, Two Piece Construction	7	20A
74-44749-01	Panel, Rear	7	23
74-44822-02	Tray, One Piece Construction	7	20A
74-48162-01	Plate, Blinding (600 DPI Only)	2	2E
87-2847-000	Spring, Clutch	20	1

# INDEX BY PART NUMBER

PrintServer 17 System

DEC;VENDOR PART NO.	DESCRIPTION	FIG NO.	ITEM NO.
EK-PRTG7-OP	Documentation (German)	1	N/A
EK-PRTG7-OP	Documentation (German)	1	N/A
EK-PRTG7-OP	Documentation (German)	1	N/A
EK-PRTH7-OP	Documentation (Dutch)	1	N/A
EK-PRTH7-OP	Documentation (Dutch)	1	N/A
EK-PRTP7-OP	Documentation (French)	1	N/A
EK-PRTP7-OP	Documentation (French)	1	N/A
EK-PRTP7-OP	Documentation (French)	1	N/A
EK-PRTS7-OP	Documentation (Spanish)	1	N/A
EK-PRTU7-OP	Documentation (Italian)	1	N/A
EK-PRTU7-OP	Documentation (Italian)	1	N/A
FA9-0031-000	Label (220/240V)	6	9C
FA9-0032-000	Label (100/115V)	6	9C
FA9-1449-000	Screw, Truss Head w/Washer	4	20
FA9-1449-000	Screw, Truss Head w/Washer	6	21
FD-28556-01	Module Assembly, AC Driver (300 DPI) (110V)	1	31
FD-28556-01	Module Assy, AC Driver (110V-300DPI) (RG5-0095-000)	6	9E
FD-31374-01	Scanner Assy, Laser (300 DPI) (RG5-0021-000)	5	18
FD-31376-01	DRIVE ASSEMBLY, MAIN MOTOR	1	10
FD-31376-01	DRIVE ASSEMBLY, MAIN MOTOR (RG5-0040-000)	10	1
FD-31388-01	Fan Assembly, Main (DC24V) (RH7-1104-000)	5	5B
FD-37577-01	Photo-Interrupter (GP1S09C1) (WGB-5038-000)	3	15C
FD-37577-01	Photo-Interrupter (GP1S09C1) (WGB-5038-000)	5	13
FD-37577-01	Photo-Interrupter (GP1S09C1) (WGB-5038-020)	18	11
FD-37577-01	Photo-Interrupter (GP1S09C1) (WGB-5038-020)	19	17
FD-37577-01	Photo-Interrupter (GP1S09C1) (WGB-5038-020)	19	47
FD-37577-01	Photo-interrupter (GP1S09C1) (WGB-5038-000)	22	62
FD-37674-01	ROLLER ASSEMBLY (RF5-0041-000)	16	50
FD-37676-01	Roller Assembly, Transfer (RG5-0044-000)	4	8
FD-37677-01	PICK-UP UNIT, CASSETTE	1	16
FD-37677-01	PICK-UP UNIT, CASSETTE (RG5-0025-000)	16	N/A
FD-37679-01	Power Supply Assy, H.V. (300 DPI) (RG5-0076-000)	4	6
FD-37841-01	DRIVE ASSEMBLY, PICK-UP ROLLER	1	11
FD-37841-01	DRIVE ASSEMBLY, PICK-UP ROLLER (RG5-0027-000)	11	N/A
FD-37841-01	DRIVE ASSEMBLY, PICK-UP ROLLER (RG5-0027-000)	16	111
FS1-1202-000	Bushing	16	90
FS1-1202-000	Bushing	17	22
FS1-1340-000	Bushing	16	91
FS1-9004-000	Screw, Stepped (M4)	5	50
FS1-9167-000	Screw, Stepped	16	106
KE2-1124-009	Tube	21	53
LPS17-A2	Printer, 17 PPM DECnet & TCP/IP Laser (300 DPI)	1	1
LPS17-A3	Printer, 17 PPM DECnet & TCP/IP Laser (300 DPI)	1	1
LPS17-A4	Printer, 17 PPM DECnet & TCP/IP Laser (300 DPI)	1	1
LPS17-A5	Printer, 17 PPM Laser (600 DPI)	1	1
LPS17-A6	Printer, 17 PPM Laser (600 DPI)	1	1
LPS17-AB	Printserver 17 (300 DPI) (Belgium)	1	N/A
LPS17-AD	Printserver 17 (300 DPI) (Denmark)	1	N/A
LPS17-AE	Printserver 17 (300 DPI) (UK/Ireland)	1	N/A
LPS17-AG	Printserver 17 (300 DPI) (Germany)	1	N/A
LPS17-AH	Printserver 17 (300 DPI) (Holland)	1	N/A
LPS17-AI	Printserver 17 (300 DPI) (Italy)	1	N/A
LPS17-AP	Printserver 17 (300 DPI) (France)	1	N/A

## INDEX BY PART NUMBER

### PrintServer 17 System

DEC;VENDOR PART NO.	DESCRIPTION	FIG NO.	ITEM NO.
LPS17-AS	Printserver 17 (300 DPI) (Spain)	1	N/A
LPS17-AT	Printserver 17 (300 DPI) (Israel)	1	N/A
LPS17-AZ	Printserver 17 (300 DPI) (Aust./N.Z.)	1	N/A
LPS17-C2	Engine, Print (300 DPI) (US) (110V)	1	N/A
LPS17-C3	Engine, Print (300 DPI) (Inter.) (220V)	1	N/A
LPS17-C5	Engine, Print (600 DPI) (US) (110V)	1	N/A
LPS17-C6	Engine, Print (600 DPI) (Inter.) (220V)	1	N/A
LPS17-CA	PrintServer 17 (300 DPI) (US)	1	N/A
LPS17-CB	Printserver 17 (300 DPI) (Switzerland)	1	N/A
LPS17-CC	Printserver 17 (300 DPI) (Sweden, Fin, Nor, Port)	1	N/A
LPS17-DA	PrintServer 17 (600 DPI) (US)	1	N/A
LPS17-DB	Printserver 17 (600 DPI) (Belgium)	1	N/A
LPS17-DD	PrintServer 17 (600 DPI) (Denmark)	1	N/A
LPS17-DE	PrintServer 17 (600 DPI) (UK/Ireland)	1	N/A
LPS17-DG	PrintServer 17 (600 DPI) (Germany)	1	N/A
LPS17-DH	PrintServer 17 (600 DPI) (Holland)	1	N/A
LPS17-DJ	PrintServer 17 (600 DPI) (Japan)	1	N/A
LPS17-DP	PrintServer 17 (600 DPI) (France)	1	N/A
LPS17-DS	PrintServer 17 (600 DPI) (Spain)	1	N/A
LPS17-DT	PrintServer 17 (600 DPI) (Aust./N.Z.)	1	N/A
LPS17-DT	PrintServer 17 (600 DPI) (Israel)	1	N/A
LPS17-FB	PrintServer 17 (600 DPI) (Switzerland)	1	N/A
LPS17-FC	Printserver 17 (600 DPI) (Sweden, FinNorPort)	1	N/A
LPS1B-AJ	PrintServer 17 (300 DPI) (Japan)	1	N/A
LPS1K-AB	COUNTRY KIT, BELGIUM	1	N/A
LPS1K-AD	COUNTRY KIT, DENMARK	1	N/A
LPS1K-AE	COUNTRY KIT, UK, IRELAND	1	N/A
LPS1K-AG	COUNTRY KIT, GERMAN	1	N/A
LPS1K-AH	COUNTRY KIT, HOLLAND	1	N/A
LPS1K-AI	COUNTRY KIT, ITALIAN	1	N/A
LPS1K-AJ	COUNTRY KIT, JAPAN	1	N/A
LPS1K-AP	COUNTRY KIT, FRANCE	1	N/A
LPS1K-AS	COUNTRY KIT, SPAIN	1	N/A
LPS1K-AT	COUNTRY KIT, ISRAEL	1	N/A
LPS1K-AZ	COUNTRY KIT, AUSTRALIA/NEW ZEALAND	1	N/A
LPS1K-CB	COUNTRY KIT, SWITZERLAND	1	N/A
LPS1K-CC	COUNTRY KIT, SWEDEN	1	N/A
LPS1X-A3	Tray, PrintS. 17 1500 Sheet Input (220V) (30-39859-02)	1	N/A
LPS1X-AB	Maint. Kit, PrintS. 17 Customer (110V) (22-11641-01)	1	N/A
LPS1X-AC	Maint. Kit, PrintS. 17 Customer (220V) (22-11641-02)	1	N/A
LPS1X-AD	EP-N Cartridge, PrintServer 17 (22-11640-01)	1	29
LPS1X-BA	Tray, PrintServer 17 1500 Sheet Input (110V) (30-39859-01)	1	N/A
LPS1X-BX	Roller Kit, PrintServer 17 1500 Sheet Input Tray	1	N/A
LPS1X-EF	Feeder, PrintServer 17 Auto Env. (30-39748-01)	1	34
LPS1X-UB	Duplexing Upgrade (30-39829-01) (Not Shown)	1	33
LPS1X-UC	Hardware Kit, PrintServer 17 4MB Memory, Original Parity SIMM	1	32
LPS1X-UD	Hardware Kit, PrintServer 17 8MB Memory Original Parity SIMM	1	32
LPS1X-UE	Hardware Kit, PrintServer 17 4MB Memory, Non-Parity SIMM (600 DPI)	1	32
LPS1X-UF	Hardware Kit, PrintServer 17 8MB Memory Non-Parity (600 DPI)	1	32

## INDEX BY PART NUMBER

PrintServer 17 System

DEC;VENDOR PART NO.	DESCRIPTION	FIG NO.	ITEM NO.
RA1-4059-000	Shaft, Roller	19	44
RA1-4182-000	Block, Sliding	9	1
RA1-6018-000	Washer (Left Only)	9	8
RA1-6314-000	Holder, Cable	16	93
RA1-8288-000	Latch	2	3A
RA9-0621-000	Screw, Stepped (M3)	18	12C
RA9-0621-000	Screw, Stepped (M3)	19	23
RA9-0621-000	Screw, Stepped (M3)	19	24
RA9-0621-000	Screw, Stepped M3	21	52
RA9-0732-000	Screw, Machine Pan Hd No. M3 x 8	3	12
RB1-0081-000	Plate, Delivery	19	32
RB1-0101-000	Plate, Upper	16	1
RB1-0102-000	Cross-member	16	2
RB1-0103-000	Plate, Lower	16	3
RB1-0104-000	Plate	16	4
RB1-0105-000	Plate, Upper Paper Guide	16	5
RB1-0106-000	Plate, Lower Paper Guide	16	6
RB1-0107-000	Guide, Lower Paper	16	7
RB1-0108-000	Shaft	16	8
RB1-0109-000	Limiter	16	9
RB1-0110-000	Guide	16	10
RB1-0111-000	Arm	16	11
RB1-0112-000	Plate, Lifting	16	12
RB1-0113-000	Gear, Sector	16	13
RB1-0114-000	Cam, Lifting	16	14
RB1-0115-000	Shaft, Lifting	16	15
RB1-0116-000	Shaft	16	16
RB1-0117-000	Shaft	16	17
RB1-0118-000	Plate	16	18
RB1-0119-000	Guide, Upper Manual Feed	16	19
RB1-0120-000	Guide, Lower Manual Feed	16	20
RB1-0121-020	Arm, Upper Paper Sensing	16	21
RB1-0122-000	Arm, Lower Paper Sensing	16	22
RB1-0123-000	Arm, Level Sensing	16	23
RB1-0124-000	Support	16	24
RB1-0125-000	Ratchet	16	25
RB1-0126-000	Guide, Cable	16	94
RB1-0127-000	Arm	16	26
RB1-0128-000	Arm, Stop	16	27
RB1-0129-000	Plate	16	28
RB1-0130-000	Shaft, Separation	16	29
RB1-0131-000	Shaft, Roller	16	30
RB1-0132-000	Shaft, Upper Drive	16	31
RB1-0133-000	Shaft, Lower Drive	16	32
RB1-0134-000	Block, Upper Right Stop	16	33
RB1-0135-000	Block, Lower Right Stop	16	34
RB1-0136-000	Rail, Lower Right Cassette	16	35
RB1-0137-000	Rail, Lower Left Cassette	16	36
RB1-0138-000	Rail, Left Cassette	16	37
RB1-0139-000	Rail, Right Cassette	16	38
RB1-0140-000	Rail, Upper Left Cassette	16	39
RB1-0141-000	Guide, Lower	16	40
RB1-0142-000	Guide, Upper	16	41
RB1-0143-000	Eliminator, Static Charge	16	42

## INDEX BY PART NUMBER

PrintServer 17 System

DEC;VENDOR PART NO.	DESCRIPTION	FIG NO.	ITEM NO.
RB1-0144-000	Cover	16	42
RB1-0145-000	Guide, Cable	16	44
RB1-0146-000	Spring, Torsion	16	45
RB1-0150-000	Arm, Stop (A)	16	46
RB1-0153-000	Washer, Pin	16	47
RB1-0154-000	Catch, Guide	16	48
RB1-0155-000	Cap, Lifting	16	49
RB1-0156-000	Guide, Cord	16	105
RB1-0157-000	Cover	16	95
RB1-0159-000	Guide, Upper Paper	16	108
RB1-0160-000	Cap, Gear	16	109
RB1-0161-000	Cover, Connection	16	110
RB1-0162-000	Damper, Foam	16	114
RB1-0163-020	Plate, Cover	16	115
RB1-0164-000	Stopper, Cover	16	116
RB1-0181-000	Actuator	17	1
RB1-0182-000	Plate	17	2
RB1-0183-000	Plate, Coupler	17	3
RB1-0185-000	Shaft	17	4
RB1-0186-000	Plate, Lifting	17	5
RB1-0201-000	Guide, Upper Sensor	16	101A
RB1-0202-000	Spring, Leaf	16	101B
RB1-0203-000	Plate, Grounding	16	101C
RB1-0203-000	Plate, Grounding	16	102C
RB1-0204-000	Shaft, Sensor	16	101D
RB1-0204-000	Shaft, Sensor	16	102D
RB1-0206-000	Guide, Lower Sensor	16	102A
RB1-0207-000	Spring, Leaf	16	102B
RB1-0211-000	Plate, Connector	16	55
RB1-0221-000	Guide, Upper	4	1
RB1-0222-000	Catch (300 DPI)	20	2
RB1-0223-000	Roller, Upper Registration	20	3
RB1-0224-000	Roller, Lower Registration (300 DPI)	20	4
RB1-0225-000	Drum, Clutch	20	5
RB1-0226-000	Ring, Ratchet	20	6
RB1-0227-000	Arm, Registration Sensor	20	7
RB1-0228-000	Shaft, Sensor Arm	20	8
RB1-0229-000	Stopper	20	19
RB1-0233-000	Scraper	20	10A
RB1-0235-000	Cap, Bushing	20	20
RB1-0236-000	Collar	20	21
RB1-0237-000	Sheet, Mylar	20	10B
RB1-0241-000	Block, Left Main	12	1
RB1-0242-000	Plate, Grounding	12	2
RB1-0243-000	Arm, Left Lifting	12	3
RB1-0244-000	Joint	12	4
RB1-0245-000	Plate, Terminal	12	5
RB1-0251-000	Block, Right Main	13	1
RB1-0252-000	Shaft, Drive	13	1
RB1-0253-000	Ring, Retaining	21	7
RB1-0253-000	Shaft, Drive	13	1
RB1-0254-000	Shaft, Drive	13	1
RB1-0255-000	Spacer	13	1
RB1-0259-000	Cap, Gear	13	1

## INDEX BY PART NUMBER

PrintServer 17 System

DEC;VENDOR PART NO.	DESCRIPTION	FIG NO.	ITEM NO.
RB1-0260-000	Arm, Right Lifting	13	1
RB1-0261-000	Plate	13	1
RB1-0262-000	Pivot	13	1
RB1-0271-000	Mount, Gear	10	3
RB1-0272-000	Plate, Supporting	10	4
RB1-0273-000	Cross-member	10	5
RB1-0274-000	Plate, Stop	10	6
RB1-0275-000	Shaft	10	7
RB1-0276-000	Shaft	10	8
RB1-0277-000	Shaft	10	9
RB1-0278-000	Shaft	10	10
RB1-0279-000	Collar	10	11
RB1-0280-000	Felt, Side Seal	10	12
RB1-0280-000	Felt, Side Seal	13	1
RB1-0291-000	Plate, PCB Mounting	4	7A
RB1-0321-000	Cross-member, Lower	21	1
RB1-0322-000	Cross-member, Upper	21	2
RB1-0323-000	Roller, Upper Fusing	21	3
RB1-0324-000	Roller, Pressure	21	4
RB1-0325-000	Bushing	21	5
RB1-0326-000	Arm, Plate	21	6
RB1-0330-000	Lever	21	8
RB1-0333-000	Cover	21	10
RB1-0334-000	Cap	4	2
RB1-0335-000	Guide, Lower Paper	21	11
RB1-0337-000	Lever, Lower Sensing	21	13
RB1-0338-000	Lever, Upper Sensing	21	12
RB1-0338-030	Guide, Separation	21	14
RB1-0339-000	Spring, Leaf	21	15
RB1-0340-040	Shaft, Pressure Roller	21	16
RB1-0342-000	Block (2), Thermo-switch	21	18
RB1-0343-000	Shaft	21	19
RB1-0346-000	Cap, Roller	21	22
RB1-0347-020	Guide (1), Cable	21	23
RB1-0348-020	Guide (2), Cable	21	24
RB1-0349-000	Spring, Torsion	21	25
RB1-0350-000	Shaft, Delivery Roller	21	26
RB1-0356-000	Bushing, Right	21	27
RB1-0357-000	Bushing, Left	21	28
RB1-0360-030	Cover, Lower	21	31
RB1-0361-000	Block (1), Thermo-switch	21	17
RB1-0362-000	Roller	21	61
RB1-0363-000	Shaft, Roller	21	62
RB1-0366-000	Cap, Roller	21	65
RB1-0371-020	Pawl, Separation	21	60A
RB1-0372-020	Holder, Separation	21	60B
RB1-0373-000	Cover, Separation Pawl	21	60C
RB1-0374-000	Roller	21	60D
RB1-0375-000	Spring, Leaf	21	60E
RB1-0386-000	Spring, Leaf	21	32
RB1-0391-000	Guide, Left Upper	22	1
RB1-0392-000	Guide, Right Upper	22	2
RB1-0393-000	Guide, Left Lower	22	3
RB1-0394-000	Guide, Right Lower	22	4

# INDEX BY PART NUMBER

PrintServer 17 System

DEC;VENDOR PART NO.	DESCRIPTION	FIG NO.	ITEM NO.
RB1-0396-000	Pin	22	6
RB1-0397-000	Guide (1), Upper Feeder	22	7
RB1-0398-000	Guide (2), Lower Feeder	22	8
RB1-0399-000	Guide (2), Upper Feeder	22	9
RB1-0400-000	Guide (2), Lower Feeder	22	10
RB1-0401-000	Plate, Rear	22	11
RB1-0401-050	Plate, Rear	6	1A
RB1-0402-000	Roller (1)	22	12
RB1-0403-000	Roller (2)	22	13
RB1-0404-000	Block, Roller	22	14
RB1-0405-000	Shaft	22	15
RB1-0406-000	Spacer	22	16
RB1-0407-000	Plate	22	17
RB1-0408-000	Clutch	22	18
RB1-0409-000	Plate	22	19
RB1-0410-000	Shaft	22	20
RB1-0411-000	Lever, Sensor	22	21
RB1-0412-000	Mounting, Motor	22	22
RB1-0413-000	Spring, Leaf	22	23
RB1-0414-000	Spring, Leaf	22	24
RB1-0415-000	Slider, Adjusting	22	25
RB1-0417-000	Rack	22	26
RB1-0418-000	Spring, Torsion	22	27
RB1-0419-000	Spring, Leaf	22	28
RB1-0426-000	Sheet	22	39A
RB1-0429-000	Mounting, Motor	22	30
RB1-0431-000	Sheet	22	41A
RB1-0432-000	Shaft	22	31
RB1-0433-000	Collar	22	32
RB1-0434-000	Lever, Sensor	22	33
RB1-0436-000	Cover, Wire	22	34
RB1-0437-000	Plate, Guide	22	35
RB1-0439-000	Sheet, Mylar	22	71
RB1-0441-000	Retainer	22	29A
RB1-0442-000	Plate, Mounting	22	29B
RB1-0446-000	GUIDE (A), PAPER REFEED	18	9
RB1-0447-000	Guide (B), Paper Refeed	18	1
RB1-0447-050	Guide (B), Paper Refeed	18	1
RB1-0448-000	Roller, Refeed Drive	18	2
RB1-0448-020	Roller, Refeed Drive	18	2
RB1-0449-000	Coupler, Lever	18	3
RB1-0450-000	Plate, Right	18	4
RB1-0451-000	Plate, Left	18	5
RB1-0452-020	Roller, Refeed	18	6
RB1-0453-020	Shaft	18	7
RB1-0454-000	Guide, Cable	18	8
RB1-0461-000	Holder, Sensor	18	11A
RB1-0462-000	Arm, Sensor	18	11B
RB1-0466-000	Cover, Connector	18	12A
RB1-0477-000	Spring, Leaf	3	3
RB1-0478-000	Spring, Leaf	3	4
RB1-0481-000	Plate, Support	3	10A
RB1-0481-000	Plate, Support	3	11A
RB1-0487-000	Plate, Blanking	3	54

## INDEX BY PART NUMBER

PrintServer 17 System

DEC;VENDOR PART NO.	DESCRIPTION	FIG NO.	ITEM NO.
RB1-0496-000	Roller, Cam	19	1
RB1-0498-000	Block, Coupler	19	2
RB1-0499-000	Shaft, Clutch	19	3
RB1-0500-000	Plate	19	4
RB1-0516-000	Mount, Solenoid	19	6A
RB1-0517-000	Arm, Link	19	6B
RB1-0521-000	Mount, Solenoid	19	7A
RB1-0522-000	Arm, Link	19	7B
RB1-0526-000	Lever, Offset	19	8A
RB1-0527-000	Spring, Torsion	19	8B
RB1-0529-000	Damper	19	8F
RB1-0531-000	Roller, Delivery	19	25
RB1-0532-000	Plate, Mounting	19	26
RB1-0533-000	Guide, Lower Delivery	19	27
RB1-0535-000	Mount, Roller	19	29
RB1-0536-000	Roller	19	30
RB1-0537-000	Shaft, Roller	19	31
RB1-0539-000	Guide, Front Lower Delivery	19	9
RB1-0540-000	Holder (A)	19	34
RB1-0541-000	Holder (B)	19	35
RB1-0542-000	Arm, Delivery Sensing	19	36
RB1-0543-000	Holder, Sensor	19	37
RB1-0544-000	Mounting, Sensor	19	38
RB1-0545-000	Spring, Torsion	19	39
RB1-0546-000	Spring, Leaf	19	40
RB1-0547-000	Roller	19	41
RB1-0548-000	Damper	19	42
RB1-0549-000	Plate,	19	51
RB1-0550-000	Mount, Roller	19	57
RB1-0557-030	Guide, Plate	3	22
RB1-0558-000	Roller, Upper Delivery	3	23
RB1-0559-000	Roller	3	24
RB1-0560-000	Plate, Roller Right	3	25
RB1-0561-000	Plate, Roller Left	3	26
RB1-0562-000	Coupler	3	27
RB1-0563-000	Spring, Leaf	3	28
RB1-0564-000	Guide, Shaft	3	29
RB1-0565-000	Flapper	3	30
RB1-0566-000	Mounting, Flapper	3	31
RB1-0567-000	Eliminator, Static Charge	3	32
RB1-0568-000	Spring, Grounding Leaf	3	33
RB1-0569-000	Damper (1)	3	34
RB1-0570-000	Bracket	3	35
RB1-0571-000	Roller, Lower Delivery	3	36
RB1-0574-000	Spring, Torsion	3	38
RB1-0576-000	Spring, Grounding Leaf	3	39
RB1-0577-000	Spring, Torsion	3	40
RB1-0578-000	Plate, Support	3	52
RB1-0591-000	Holder, Mirror (300 DPI)	3	13A
RB1-0592-000	Spring, Leaf	3	13B
RB1-0593-000	Cover, Mirror	3	13C
RB1-0594-000	Rubber	3	13E
RB1-0621-000	Arm	9	2
RB1-0622-000	Mount, Left	9	3

## INDEX BY PART NUMBER

PrintServer 17 System

DEC;VENDOR PART NO.	DESCRIPTION	FIG NO.	ITEM NO.
RB1-0624-000	Shaft, Hinge	9	4
RB1-0631-000	Mount, Right	9	3
RB1-0632-000	Pin, Hinge	9	5
RB1-0633-020	Plate (Right Only)	9	9
RB1-0650-020	Guide, BAIS Cable	4	13B
RB1-0666-020	Holder	6	9A
RB1-0681-000	Rail, Cable	4	10A
RB1-0686-000	Plate, Mounting	4	11A
RB1-0687-000	Mount, Connector	4	11B
RB1-0688-000	Mount	4	11E
RB1-0689-000	Spring, Leaf	4	11F
RB1-0892-000	Foot	7	4
RB1-0701-000	Arm	5	19
RB1-0702-000	Holder, Arm	5	32
RB1-0721-000	Link (A)	5	21A
RB1-0723-000	Cushion	5	21C
RB1-0727-000	Spring, Leaf	5	22
RB1-0728-000	Plate, Guide	5	23
RB1-0729-000	Rail	5	24
RB1-0774-000	Plate	5	34
RB1-0777-000	Lever	6	11C
RB1-0789-000	Clip, Cord	6	11E
RB1-0793-000	Plate, DC Controller	6	24
RB1-0801-000	Cross-member	4	3
RB1-0802-000	Holder, Right	5	2
RB1-0803-000	Holder, Left	5	3
RB1-0804-000	Mount, Front Fusing Assembly	4	4
RB1-0805-000	Spring, Leaf	5	4
RB1-0808-000	Guide, Mirror	5	28
RB1-0818-020	Support, Stop	4	5
RB1-0827-000	Guide, Connector	4	17
RB1-0828-000	Latch	5	35
RB1-0829-000	Shaft	5	36
RB1-0833-000	Plate	7	9
RB1-0847-000	Sheet, Insulating	6	6
RB1-0848-000	Sheet, Insulating	6	7
RB1-0854-020	Screw, Fusing Unit	4	16
RB1-1014-000	Roller, Lower Registration (600 DPI)	20	4
RB1-1015-000	Catch (600 DPI)	20	2
RB1-1063-000	Plate, Size Right (A4)	15	2
RB1-1063-000	Strip, Friction	14	10A
RB1-1063-000	Strip, Friction	15	12A
RB1-1064-000	Label, Instructions (EXE)	15	12B
RB1-1066-000	Plate, Right Size	14	2
RB1-1066-000	Plate, Size Right (LTR)	15	2
RB1-1068-000	Spring, Leaf	14	3
RB1-1068-000	Spring, Leaf	15	3
RB1-1069-000	Guide (1), Side	14	4
RB1-1069-000	Guide, Side 1	15	4
RB1-1070-000	Guide (2), Side	14	5
RB1-1070-000	Guide, Side 2	15	5
RB1-1072-000	Guide (3), Side	14	6
RB1-1072-000	Guide, Side 3	15	6
RB1-1073-000	Plate, Rear Side	15	7

## INDEX BY PART NUMBER

PrintServer 17 System

DEC;VENDOR PART NO.	DESCRIPTION	FIG NO.	ITEM NO.
RB1-1074-000	Pivot, Right	15	8
RB1-1075-000	Pivot, Left	15	9
RB1-1076-000	Cap	14	7
RB1-1076-000	Cap	15	10
RB1-1087-000	Plate, Size Right (EXE)	15	2
RB1-1091-000	Label, Card Height Limit	14	1A
RB1-1091-000	Label, Card Height Limit	15	1A
RB1-1092-000	Label, Instructions	14	10B
RB1-1092-000	Label, Instructions (A4/LTR)	15	12B
RB1-1095-000	Spring, Leaf (EXE)	15	17
RB1-1096-000	Spring, Leaf (EXE)	15	18
RB1-1097-000	Block, Rear Lower (EXE)	15	19
RB1-1098-000	Block, Rear Upper (EXE)	15	20
RB1-1669-000	Plate, Blanking	6	1B
RB1-1673-000	Frame, Front Right	6	4
RB1-1675-000	Plate, Lower Right	6	1A
RB1-1676-000	Frame, Upper Right	6	5
RB1-1677-000	Mount, Switch	8	1
RB1-1678-000	Mount, Front Switch	6	27
RB1-1680-000	Cover, Lower	7	12
RB1-1685-000	Plate, Arm	3	7
RB1-1686-000	Cross-member	2	1A
RB1-1687-000	Eliminator, Static Charge	3	14C
RB1-1688-000	Plate, Left	6	2
RB1-1689-000	Plate, Right Shield	7	22A
RB1-1690-000	Lever	5	20A
RB1-1690-020	Lever	5	20A
RB1-1697-000	Plate, Right	3	57A
RB1-1698-000	Plate, Left	3	56A
RB1-1699-000	Shaft	3	56B
RB1-1699-000	Shaft	3	57B
RB1-1700-000	Panel, Upper	3	14A
RB1-1701-000	Cover, Lower Delivery	3	14B
RB1-1702-000	Cover, Rear	3	21
RB1-1703-000	Cover, Right Rear	2	5
RB1-1704-000	Cover, Left	2	3C
RB1-1705-000	Cover, J	2	3B
RB1-1706-000	Cover, Lower Front	2	2A
RB1-1707-000	Cover, Front	1	1B
RB1-1708-000	Actuator, Release	1	1C
RB1-1709-000	Cover	2	7
RB1-1710-000	Cover, Right	2	4
RB1-1711-000	Cover, Front	7	19
RB1-1712-000	Cover, Bottom Rear	2	13
RB1-1713-000	Cover, Bottom Left	2	14
RB1-1714-000	Cover, Bottom Right	2	15
RB1-1715-000	Guide	3	37
RB1-1717-000	Duct, Fan	5	5A
RB1-1718-000	Button, Test Switch	6	10
RB1-1719-000	Plate, Diffuser	2	2C
RB1-1721-000	Lever, Left Lifting	5	41
RB1-1722-000	Lever, Right Lifting	5	42
RB1-1723-000	Cover, Left	5	20B
RB1-1725-000	Cover, Right	5	20C

## INDEX BY PART NUMBER

PrintServer 17 System

DEC;VENDOR PART NO.	DESCRIPTION	FIG NO.	ITEM NO.
RB1-1726-000	Plate, Switch	2	2B
RB1-1928-030	Cover, Inner Right	5	6
RB1-1929-000	Guide, Cable	3	6
RB1-1930-000	Tray	3	16
RB1-1931-000	Arm, Paper Holder	3	17A
RB1-1932-000	Roller	3	17B
RB1-1933-000	Guide	3	17C
RB1-1936-000	Drum	3	15D
RB1-1943-000	Guard, Cross-member Left	3	2
RB1-1948-000	Spring, Leaf	7	22B
RB1-1949-000	Mount, Plate	2	1E
RB1-1973-000	Support, Left	7	10
RB1-1974-000	Support, Right (1)	7	11
RB1-1986-000	Spring, Left Rear Leaf	7	25
RB1-1987-000	Spring, Right Rear Leaf	7	26
RB1-1992-000	Plate, Front Shield	7	13
RB1-1993-000	Plate, Rear Shield	7	14
RB1-1994-000	Guard, Left Fan	7	15
RB1-1995-000	Guard, Fan Right	7	16
RB1-1996-000	Guide, Cable	7	17
RBG-0345-000	Spring, Leaf	21	21
RBI-1031-000	Holder, Mirror (600 DPI)	3	13A
RF5-0042-000	Coupler	16	51
RF5-0044-000	Plate, Left Side	16	52
RF5-0045-000	Plate, Right Side	16	53
RF5-0051-000	Plate, Base Lifting	17	6
RF5-0052-000	Plate, Motor	11	1
RF5-0056-000	Guide, Lower (300 DPI)	20	9
RF5-0057-000	GUIDE ASSEMBLY, UPPER (300 DPI)	20	10
RF5-0061-000	Plate, Pivot	12	6
RF5-0062-000	Eliminator, Static Charge	4	9A
RF5-0063-000	Guide, Paper	4	9B
RF5-0065-000	Plate, Grounding	21	65
RF5-0065-030	Plate, Grounding	21	66
RF5-0066-000	Plate, Right Side	21	33
RF5-0067-000	Plate, Left Side	21	34
RF5-0068-000	Arm	21	35
RF5-0069-000	Plate	21	36
RF5-0071-000	Spring, Leaf	21	37
RF5-0072-000	Connector	21	38
RF5-0076-000	Roller (1)	22	36
RF5-0077-000	Roller (2)	22	37
RF5-0079-000	Plate, Spindle	22	38
RF5-0080-000	GUIDE, SEPARATION	22	39
RF5-0082-000	Arm	22	5
RF5-0083-000	PLATE, PAPER FEED	22	41
RF5-0087-000	Pin, Guide	17	21
RF5-0088-000	Pin, Positioning	21	64
RF5-0090-000	Screw, Stepped (M3)	21	60G
RF5-0090-000	Screw, Stepped M3	21	49
RF5-0093-000	Plate, Coupler	19	5
RF5-0094-000	Mount, Solenoid	19	8C
RF5-0095-000	Screw w/Washer, Fusing Unit	4	21
RF5-0096-000	Spring, Leaf	3	8

# INDEX BY PART NUMBER

PrintServer 17 System

DEC;VENDOR PART NO.	DESCRIPTION	FIG NO.	ITEM NO.
RF5-0106-000	Mount, Hinge	9	6
RF5-0112-000	Link (B)	5	21B
RF5-0113-000	Cover	5	10
RF5-0155-000	Guide, Lower (600 DPI)	20	9
RF5-0156-000	GUIDE ASSEMBLY, UPPER (600 DPI)	20	10
RF5-0216-000	PLATE, LEFT SIZE (EXE)	15	1
RF5-0232-000	PLATE, PAPER LIFTING (A4/LTR)	15	12
RF5-0234-000	Guide (4), Side	14	8
RF5-0234-000	Guide, Side 4	15	13
RF5-0236-000	PLATE, PAPER LIFTING (EXE)	15	12
RF5-0238-000	PLATE, PAPER LIFTING	14	10
RF5-0239-000	PLATE, LEFT SIZE	14	1
RF5-0239-000	PLATE, LEFT SIZE (LTR)	15	1
RF5-0240-000	PLATE, LEFT SIZE (A4)	15	1
RF5-0256-000	Plate, Paper	3	15B
RF5-0259-000	Lever	2	1D
RF5-0265-000	Mount, Left Lever	5	43
RF5-0266-000	Mount, Right Lever	5	44
RF5-0271-000	Body,Cassette (LTR)	15	11
RF5-0273-000	Body, Cassette (A4)	15	11
RF5-0275-000	Body, Cassette (EXE)	15	11
RF5-0277-000	Body, Cassette	14	9
RF5-0281-000	Guide, Upper Delivery	19	28
RG5-0026-000	LIFTER ASSEMBLY	1	17
RG5-0026-000	Lifter Assembly	16	112
RG5-0028-000	SENSOR ASSEMBLY, UPPER SIZE	16	101
RG5-0029-000	SENSOR ASSEMBLY, LOWER SIZE	16	102
RG5-0030-000	MODULE, CASSETTE SIZE SENSOR	16	103
RG5-0031-000	Cable, Lifting (J302/J2301/J2302)	16	54
RG5-0033-000	Cable, Envelope Feeder (J306/J2305)	16	56
RG5-0036-000	Clutch Assembly	16	104
RG5-0038-000	BLOCK ASSEMBLY, LEFT MAIN	1	12
RG5-0038-000	BLOCK ASSEMBLY, LEFT MAIN	12	N/A
RG5-0038-000	BLOCK ASSEMBLY, LEFT MAIN	4	25
RG5-0039-000	BLOCK ASSEMBLY, RIGHT MAIN	1	13
RG5-0039-000	BLOCK ASSEMBLY, RIGHT MAIN	13	N/A
RG5-0039-000	BLOCK ASSEMBLY, RIGHT MAIN	4	26
RG5-0041-000	GEAR ASSEMBLY, DRIVE	10	2
RG5-0042-000	MOUNT ASSY, MAIN MOTOR MODULE	4	7
RG5-0049-000	Cable (J101)	21	39
RG5-0053-000	CONNECTOR ASSEMBLY, DUPLEXING	22	29
RG5-0054-000	Connector (1) (J401/J2401)	22	29C
RG5-0055-000	Cable, Sensor (J404/J2402/J2403)	22	42
RG5-0057-000	SENSOR ASSEMBLY, PAPER REFEED	18	11
RG5-0058-000	CLUTCH ASSEMBLY, PAPER REFEED	18	12
RG5-0059-000	Clutch, Paper Refeed	18	12B
RG5-0063-000	SOLENOID ASSEMBLY, FACE-UP GATE	19	6
RG5-0065-000	GUIDE (FD), SOLENOID ASSEMBLY	19	7
RG5-0074-000	HINGE ASSEMBLY (LEFT)	1	9
RG5-0074-000	HINGE ASSEMBLY (LEFT)	9	N/A
RG5-0075-000	HINGE ASSEMBLY (RIGHT)	1	9A
RG5-0075-000	HINGE ASSEMBLY (RIGHT)	9	N/A
RG5-0091-000	Cable, DC Power (J4/J008)	6	13
RG5-0092-000	INLET ASSY, POWER (100/115V-300 DPI)	6	9

# INDEX BY PART NUMBER

PrintServer 17 System

DEC/VENDOR PART NO.	DESCRIPTION	FIG NO.	ITEM NO.
RG5-0093-000	INLET ASSY, POWER (220/240V-300 DPI)	6	9
RG5-0103-000	Harness, Laser/Scanner (J601/J701/J002)	5	31
RG5-0104-000	CABLE ASSEMBLY	4	10
RG5-0105-000	Cable, HVT/Motor (J1/J701/J010/J2003)	4	10B
RG5-0106-000	Cable, DC Driver (J203/J012)	6	14
RG5-0108-000	Cable, Paper Pick-Up (J301/J015)	6	16
RG5-0109-000	CABLE ASSEMBLY, DUPLEXING	4	11
RG5-0110-000	Cable, Duplexing (J011/J2401)	4	11C
RG5-0114-000	Cable, Developing Unit BIAS (J152)	4	13A
RG5-0118-030	LINK ASSEMBLY	5	21
RG5-0132-000	Inlet, Cable (SW/TB)	8	2
RG5-0138-000	GUIDE ASSEMBLY, BIAS CABLE	4	13
RG5-0139-000	Diode (AM01A)	4	11G
RG5-0149-000	MIRROR ASSEMBLY (600 DPI)	3	13
RG5-0161-000	ROLLER ASSY, REGIST. (600 DPI)	20	N/A
RG5-0164-000	INLET ASSY, POWER (100/115V-600 DPI)	6	9
RG5-0165-000	INLET ASSY, POWER (220/240V-600 DPI)	6	9
RG5-0267-000	Switch Assembly, Sub	6	29
RG5-0268-000	Cable, Door Sensor	4	14
RG5-0271-000	Cable	5	48
RG5-0272-000	MODULE ASSEMBLY, SUB SWITCH LED	6	28
RG5-0273-000	Cable 2, Fan Connect	7	2
RG5-0281-000	Cover Assembly, Top	15	14
RG5-0282-000	Cover Assembly, Top	14	11
RG5-0337-000	HINGE ASSEMBLY	3	15
RG5-0338-000	PANEL ASSEMBLY, UPPER	3	14
RG5-0343-000	FRAME ASSEMBLY, RIGHT REAR	6	11
RG5-0347-000	COVER ASSEMBLY, FRONT UPPER	2	1
RG5-0349-000	MOUNT ASSEMBLY, LEFT SHAFT	3	56
RG5-0350-000	MOUNT ASSEMBLY, RIGHT SHAFT	3	57
RG5-0352-000	COVER ASSEMBLY, LOWER FRONT	2	2
RG5-0353-000	DUCT ASSEMBLY, FAN	5	5
RG5-0356-030	LEVER ASSEMBLY, LOCK	5	20
RG5-0357-000	Plate Assembly, Rear	6	1
RG5-0358-000	BAR ASSEMBLY, LEFT	3	10
RG5-0359-000	BAR ASSEMBLY, RIGHT	3	11
RG5-0382-000	Mounting Assembly, Delivery	19	53
RG5-0383-000	PLATE ASSEMBLY, RIGHT SHIELD	7	22
RH2-5158-000	Cord, Power (100/115V Only)	8	5
RH7-1099-000	Motor (DC 24V)	10	1
RH7-1101-000	Motor (DC 24V)	11	6
RH7-4036-000	Heater, Halogen (100/115V)	21	52
RH7-4037-000	Heater, Halogen (220/240V)	21	52
RH7-5032-000	Solenoid, DC24V	17	20
RH7-5055-000	Solenoid (DC24V)	19	8D
RH7-6016-000	Switch, Rocker (250V 16A)	8	3
RH7-7030-000	Thermo-switch	21	54
RH7-7031-000	Thermistor	21	63
RN1-4042-000	Mirror (300 DPI)	3	13D
RN1-4046-000	Mirror (600 DPI)	3	13D
RS1-2048-000	Spring, Tension	19	43
RS1-2110-000	Spring, Compression	9	7
RS1-6030-000	Roller	19	45
RS1-6038-000	Roller	19	46

## INDEX BY PART NUMBER

PrintServer 17 System

DEC;VENDOR PART NO.	DESCRIPTION	FIG NO.	ITEM NO.
RS5-0001-000	Gear, 16T	16	57
RS5-0002-000	Gear, 32T	16	58
RS5-0003-000	Gear, 26T	16	59
RS5-0004-000	Gear, 31T	16	60
RS5-0005-000	Gear, 35T	16	61
RS5-0006-000	Gear, 35T	16	62
RS5-0007-000	Gear, 24T	16	63
RS5-0008-000	Gear, 23T	16	64
RS5-0009-000	Gear, 24T	16	65
RS5-0010-000	Gear, 20T	16	66
RS5-0011-000	Gear, 37T	16	67
RS5-0012-000	Gear, 47T	16	68
RS5-0013-000	Gear, 21T	16	69
RS5-0014-000	Gear, 20T	16	70
RS5-0015-000	Gear, 17T,31T	16	71
RS5-0016-000	Gear, 43T, 24T	16	72
RS5-0017-000	Gear, 41T, 17T	16	73
RS5-0018-000	Gear, 23T, 35T	16	74
RS5-0019-000	Gear, 26T	16	75
RS5-0020-000	Gear, 37Y	16	76
RS5-0021-000	Gear, 31T	16	77
RS5-0023-000	Gear, 20T	17	7
RS5-0024-000	Gear, 37T	17	8
RS5-0025-000	Gear, 21T	17	9
RS5-0026-000	Gear, 27T	17	10
RS5-0027-000	Gear, 20T	17	11
RS5-0031-000	Gear, 28T	20	11
RS5-0032-000	Gear, 32T	20	12
RS5-0033-000	Gear, 36T	20	13
RS5-0036-000	Gear (24T)	12	7
RS5-0037-000	Gear, 26T	13	1
RS5-0038-000	Gear, 35T	13	1
RS5-0039-000	Gear, 36T	13	1
RS5-0040-000	Gear, 29T	13	1
RS5-0041-000	Gear (20T/60T)	10	13
RS5-0042-000	Gear (19T/57T)	10	14
RS5-0043-000	Gear (17T/17T/68T)	10	15
RS5-0044-000	Gear (32T)	10	16
RS5-0045-000	Gear (19T)	10	17
RS5-0046-000	Gear (25T)	10	18
RS5-0047-000	Gear (36T/32T)	10	19
RS5-0048-000	Gear (26T/39T)	10	20
RS5-0049-000	Gear (31T)	10	21
RS5-0057-000	Gear, 27T	21	40
RS5-0058-000	Gear, 40T	21	41
RS5-0059-000	Gear, 18T	21	42
RS5-0060-000	Gear, 16T	21	43
RS5-0061-000	Gear, 23T	21	44
RS5-0062-000	Gear, 33T	21	45
RS5-0066-000	Gear, 18T	22	44
RS5-0067-000	Gear, 21T	22	45
RS5-0068-000	Gear, 17T/70T	22	46
RS5-0081-000	Gear, 16T	19	33
RS5-0082-000	Gear, 23T	19	10

# INDEX BY PART NUMBER

PrintServer 17 System

DEC/VENDOR PART NO.	DESCRIPTION	FIG NO.	ITEM NO.
RS5-0083-000	Gear, 26T/32T	19	11
RS5-0084-000	Gear, 19T	19	12
RS5-0085-000	Gear, 44T	19	13
RS5-0086-000	Gear, 24T/32T	19	14
RS5-0087-000	Gear, 20T	3	41
RS5-0088-000	Gear, 23T	3	42
RS5-0089-000	Gear (52T)	11	2
RS5-0090-000	Gear (52T)	11	3
RS5-0091-000	Gear (29T)	11	4
RS5-0092-000	Gear, 19T	18	13
RS5-1001-000	Bushing	16	78
RS5-1001-000	Bushing	18	14
RS5-1001-000	Bushing	19	54
RS5-1001-000	Bushing	21	9
RS5-1001-000	Bushing	22	43
RS5-1002-000	Bushing	16	79
RS5-1002-000	Bushing	18	15
RS5-1002-000	Bushing	22	57
RS5-1003-000	Bushing	16	80
RS5-1004-000	Bushing	16	81
RS5-1004-000	Bushing	19	49
RS5-1005-000	Bushing	17	12
RS5-1005-000	Bushing	17	13
RS5-1007-000	Bushing	3	47
RS5-1009-000	Bushing	19	56
RS5-1011-000	Bushing	20	14
RS5-1012-000	Bushing (300 DPI)	20	15
RS5-1013-000	Bushing (600 DPI)	20	15
RS5-1021-000	Bushing	22	47
RS5-1022-000	Bushing	22	48
RS5-1023-000	Bushing	22	49
RS5-2001-000	Spring, Compression	16	82
RS5-2002-000	Spring Tension	16	83
RS5-2003-000	Spring, Tension	16	84
RS5-2004-000	Spring, Tension	16	85
RS5-2005-000	Spring, Tension	16	86
RS5-2006-000	Spring, Tension	16	87
RS5-2007-000	Spring, Tension	16	88
RS5-2008-000	Spring, Torsion	16	89
RS5-2009-000	Spring, Torsion	17	14
RS5-2010-000	Spring, Tension	17	15
RS5-2011-000	Spring, Tension	17	16
RS5-2013-000	Spring, Compression (EXE)	15	21
RS5-2014-000	Spring, Compression (EXE)	15	22
RS5-2016-000	Spring, Tension	20	16
RS5-2017-000	Spring, Torsion	20	17
RS5-2021-000	Spring, Compression	12	8
RS5-2021-000	Spring, Compression	13	1
RS5-2026-000	Spring, Compression	21	46
RS5-2027-000	Spring, Tension	21	47
RS5-2028-000	Spring, Tension	21	48
RS5-2030-000	Spring, Tension	21	50
RS5-2032-000	Spring, Tension	21	60F
RS5-2036-000	Spring, Compression	22	50

## INDEX BY PART NUMBER

PrintServer 17 System

DEC;VENDOR PART NO.	DESCRIPTION	FIG NO.	ITEM NO.
RS5-2037-000	Spring, Tension	22	51
RS5-2038-020	Spring, Torsion	18	10
RS5-2040-000	Spring, Torsion	18	11C
RS5-2046-000	Spring, Compression	19	15
RS5-2049-000	Spring, Tension	3	43
RS5-2050-000	Spring, Compression	3	53
RS5-2055-000	Spring, Compression	11	7
RS5-2063-000	Spring, Tension	5	16
RS5-2154-000	Spring, Tension	3	15A
RS5-2155-000	Spring, Compression	2	2D
RS5-2180-000	Spring, Torsion	5	45
RS5-2181-000	Spring, Torsion	5	46
RS5-2182-000	Spring, Torsion	5	47
RS5-3002-000	Gear, 14T Pulley	22	52
RS5-3003-000	Gear, 28T Pulley	22	53
RS5-3004-000	Gear, 20T Pulley	22	54
RS5-3005-000	Gear, 20T Pulley	22	55
RS5-3006-000	Gear, 32T Pulley	22	56
RS5-6002-000	Flange	22	58
RS5-6021-000	Bushing	5	17
RS5-6022-000	Bushing	5	49
RS5-8025-000	Label (100/115V)	21	59
RS5-8026-000	Label (220/220V)	21	59
RS5-8031-000	Label	4	9C
RS5-8133-000	Label, Cartridge	2	9
RS5-8134-000	Seal	3	51
RS5-8146-000	Label, Controller	7	22C
RS5-9001-000	Screw, Stepped (M3)	16	117
RS5-9002-000	Screw, Stepped M4	16	92
RS5-9054-000	Screw (M4 x 8)	7	5
TBD	Documentation, Operator Guide	1	N/A
TBD	Overlay, Operator Panel (Japan)	1	N/A
VD5-0068-000	Fuse (100/115V)	6	8A
VD5-0104-000	Fuse (220/240V)	6	8A
VS1-5048-000	Connector, 4P (J2303)	18	103A
WC2-0100-000	Switch, TACT SKHHPB(SW851 to SW8523)	16	103B
WG1-0400-000	LED (GL3EG43)	6	28A
WT2-0030-000	Tie, Cable	4	10C
WT2-0204-000	Clip, Cord	11	8
WT2-0204-000	Clip, Cord	5	26
WT2-0204-000	Clip, Cord	6	22
WT2-0248-000	Clip	5	29
WT2-0317-000	Clip, Cable	6	11B
WT2-0367-000	Clamp, Cable	5	27
WT2-0387-000	Clamp	19	19
WT2-0434-000	Clamp	5	30
WT2-0434-000	Clamp, Cable	7	21
WT2-0507-000	Clamp, Cable	3	55
WT2-5025-000	Support, Module	6	19
WT2-5025-000	Support, Module	6	9B
WT2-5026-000	Clip, Cable	18	16
WT2-5031-000	Clip, Cord	6	23

# INDEX BY PART NUMBER

## PrintServer 17 System

DEC;VENDOR PART NO.	DESCRIPTION	FIG NO.	ITEM NO.
WT2-5031-000	Clip, Edge	7	8
WT2-5034-000	Bushing	22	63
WT2-5035-000	Clip, Cable	18	17
WT2-5041-000	Clip, Cable	22	68
WT2-5056-000	Clamp, Cable	7	6
WT2-5106-000	Spacer, LED	6	28B
XA9-0103-000	Pin, Dowel	19	52
XA9-0134-000	Nut, Push	3	46
XA9-0187-000	Screw, Binding Hd Mach (M3 x 8)	22	66
XA9-0233-000	Screw (M3 x 8)	21	58
XA9-0266-000	Screw, w/Toothed Washer	6	11D
XA9-0267-000	Screw, TP M3 x 6 (600 DPI Only)	20	22
XA9-0267-000	Screw, TP (M3 x 6)	6	1C
XA9-0267-000	Screw, TP (M3 x 6)	11	5
XA9-0267-000	Screw, TP (M3 x 6)	14	13
XA9-0267-000	Screw, TP (M3 x 6)	15	16
XA9-0267-000	Screw, TP (M3 x 6)	16	96
XA9-0267-000	Screw, TP (M3 x 6)	17	17
XA9-0267-000	Screw, TP (M3 x 6)	18	18
XA9-0267-000	Screw, TP (M3 x 6)	19	18
XA9-0267-000	Screw, TP (M3 x 6)	2	8
XA9-0267-000	Screw, TP (M3 x 6)	22	67
XA9-0267-000	Screw, TP (M3 x 6)	3	10B
XA9-0267-000	Screw, TP (M3 x 6)	3	11B
XA9-0267-000	Screw, TP (M3 x 6)	3	13F
XA9-0267-000	Screw, TP (M3 x 6)	3	18
XA9-0267-000	Screw, TP (M3 x 6)	4	15
XA9-0267-000	Screw, TP (M3 x 6)	5	25
XA9-0267-000	Screw, TP (M3 x 6)	5	37
XA9-0267-000	Screw, TP (M3 x 6)	6	20
XA9-0267-000	Screw, TP (M3 x 6)	7	18
XA9-0267-000	Screw, TP (M3 x 6)	7	7
XA9-0267-000	Screw, TP (M3 x 6)	19	48
XA9-0302-000	Screw (TP)	19	55
XA9-0302-000	Screw, TP	4	7B
XA9-0326-000	Screw, TP (M3 x 4)	14	12
XA9-0326-000	Screw, TP (M3 x 4)	15	15
XA9-0326-000	Screw, TP (M3 x 4)	16	98
XA9-0382-000	Screw, TP (M3 x 12)	4	19
XA9-0417-000	Nut, Plate	12	9
XA9-0419-000	Screw, w/Washer (M3 x 6)	19	50
XA9-0434-000	Screw, TP (M3 x 4)	17	18
XA9-0434-000	Screw, TP (M3 x 4)	19	6D
XA9-0434-000	Screw, TP (M3 x 4)	19	7D
XA9-0434-000	Screw, TP (M3 x 4)	21	57
XA9-0434-000	Screw, TP (M3 x 4)	3	20
XA9-0434-000	Screw, TP (M3 x 4)	5	40
XA9-0434-000	Screw, TP (M3 x 4)	19	8E
XA9-0475-000	Screw, (M3 x 10)	4	49
XA9-0493-000	Screw w/Washer (M3 x 8)	5	38
XA9-0493-000	Screw, w/Washer (M3 x 8)	4	11D
XA9-0495-000	Screw, T (M3 x 10)	5	33
XA9-0527-000	Screw, TP	22	29D
XA9-0531-000	Screw, w/Washer (M3 x 16)	5	39

**INDEX BY PART NUMBER**

PrintServer 17 System

<b>DEC;VENDOR PART NO.</b>	<b>DESCRIPTION</b>	<b>FIG NO.</b>	<b>ITEM NO.</b>
XA9-0540-000	Screw, TP (M4)	4	18
XA9-0543-000	Screw, Stepped (M3)	6	11F
XB1-2500-803	Screw, Binding (M5 x 8)	8	4
XB4-7401-009	Screw, Tapping	3	19
XB6-7400-607	Screw, TP (M4 x 6)	16	97
XD3-2160-142	Pin, Dowel	22	69
XD3-2300-282	Pin, Dowel	16	99
XD9-0076-000	Ring, Grip (5.6)	10	22
XD9-0076-000	Ring, Grip (5.6)	13	1
XD9-0076-000	Ring, Grip (5.6)	17	19
XD9-0076-000	Ring, Grip (5.6)	18	19
XD9-0076-000	Ring, Grip (5.6)	19	21
XD9-0076-000	Ring, Grip (5.6)	3	44
XD9-0083-000	Pin, Spring (2 x 14)	16	107
XD9-0103-000	Pin, Dowel	20	13
XD9-0103-000	Pin, Dowel	19	20
XD9-0103-000	Pin, Dowel	3	45
XD9-0108-000	Pin, Dowel	16	100
XF9-0323-000	Belt, Timing	22	64
XF9-0324-000	Belt, Timing	22	65
XG9-0235-000	Bearing	21	55
XG9-0236-000	Bearing, Ball	21	56
XZ9-0347-000	Fastener, Push	5	1

**INDEX BY PART NUMBER**  
PrintServer 17 System

DEC;VENDOR PART NO.	DESCRIPTION	FIG NO.	ITEM NO.
------------------------	-------------	------------	-------------

---

THIS PAGE INTENTIONALLY LEFT BLANK

# INDEX BY PART DESCRIPTION

## PrintServer 17 System

DESCRIPTION	DEC./VENDOR PART NO.	FIG. NO.	ITEM NO.
Actuator	RB1-0181-000	17	1
Actuator, Release	RB1-1708-000	1	1C
Arm	RB1-0111-000	16	11
Arm	RB1-0127-000	16	26
Arm	RB1-0621-000	9	2
Arm	RB1-0701-000	5	19
Arm	RF5-0068-000	21	35
Arm	RF5-0082-000	22	5
Arm, Delivery Sensing	RB1-0542-000	19	36
Arm, Left Lifting	RB1-0243-000	12	3
Arm, Level Sensing	RB1-0123-000	16	23
Arm, Link	RB1-0517-000	19	6B
Arm, Link	RB1-0522-000	19	7B
Arm, Lower Paper Sensing	RB1-0122-000	16	22
Arm, Paper Holder	RB1-1931-000	3	17A
Arm, Plate	RB1-0326-000	21	6
Arm, Registration Sensor	RB1-0227-000	20	7
Arm, Right Lifting	RB1-0260-000	13	1
Arm, Sensor	RB1-0462-000	16	11B
Arm, Stop	RB1-0128-000	16	27
Arm, Stop (A)	RB1-0150-000	16	46
Arm, Upper Paper Sensing	RB1-0121-020	16	21
<b>BAR ASSEMBLY, LEFT</b>	RG5-0358-000	3	10
<b>BAR ASSEMBLY, RIGHT</b>	RG5-0359-000	3	11
<b>Bearing</b>	XG9-0235-000	21	55
<b>Bearing, Ball</b>	XG9-0236-000	21	56
<b>Belt, Timing</b>	XF9-0323-000	22	64
<b>Belt, Timing</b>	XF9-0324-000	22	65
<b>BLOCK ASSEMBLY, LEFT MAIN</b>	RG5-0038-000	1	12
<b>BLOCK ASSEMBLY, LEFT MAIN</b>	RG5-0038-000	12	N/A
<b>BLOCK ASSEMBLY, LEFT MAIN</b>	RG5-0038-000	4	25
<b>BLOCK ASSEMBLY, RIGHT MAIN</b>	RG5-0039-000	1	13
<b>BLOCK ASSEMBLY, RIGHT MAIN</b>	RG5-0039-000	13	N/A
<b>BLOCK ASSEMBLY, RIGHT MAIN</b>	RG5-0039-000	4	26
<b>Block (1), Thermo-switch</b>	RB1-0361-000	21	17
<b>Block (2), Thermo-switch</b>	RB1-0342-000	21	18
<b>Block, Coupler</b>	RB1-0498-000	19	2
<b>Block, Left Main</b>	RB1-0241-000	12	1
<b>Block, Lower Right Stop</b>	RB1-0135-000	16	34
<b>Block, Rear Lower (EXE)</b>	RB1-1097-000	15	19
<b>Block, Rear Upper (EXE)</b>	RB1-1098-000	15	20
<b>Block, Right Main</b>	RB1-0251-000	13	1
<b>Block, Roller</b>	RB1-0404-000	22	14
<b>Block, Sliding</b>	RA1-4182-000	9	1
<b>Block, Upper Right Stop</b>	RB1-0134-000	16	33
<b>Body, Cassette</b>	RF5-0277-000	14	9
<b>Body, Cassette (A4)</b>	RF5-0273-000	15	11
<b>Body, Cassette (EXE)</b>	RF5-0275-000	15	11
<b>Body, Cassette (LTR)</b>	RF5-0271-000	15	11
<b>Bracket</b>	RB1-0570-000	3	35
<b>Bushing</b>	FS1-1202-000	16	90
<b>Bushing</b>	FS1-1202-000	17	22
<b>Bushing</b>	FS1-1340-000	16	91
<b>Bushing</b>	RB1-0325-000	21	5

# INDEX BY PART DESCRIPTION

PrintServer 17 System

DESCRIPTION	DEC/VENDOR PART NO.	FIG. NO.	ITEM NO.
Bushing	RS5-1001-000	16	78
Bushing	RS5-1001-000	18	14
Bushing	RS5-1001-000	19	54
Bushing	RS5-1001-000	21	9
Bushing	RS5-1001-000	22	43
Bushing	RS5-1002-000	16	79
Bushing	RS5-1002-000	18	15
Bushing	RS5-1002-000	22	57
Bushing	RS5-1003-000	16	80
Bushing	RS5-1004-000	16	81
Bushing	RS5-1004-000	19	49
Bushing	RS5-1005-000	17	12
Bushing	RS5-1006-000	17	13
Bushing	RS5-1007-000	3	47
Bushing	RS5-1009-000	19	56
Bushing	RS5-1011-000	20	14
Bushing	RS5-1021-000	22	47
Bushing	RS5-1022-000	22	48
Bushing	RS5-1023-000	22	49
Bushing	RS5-6021-000	5	17
Bushing	RS5-6022-000	5	49
Bushing	WT2-5034-000	22	63
Bushing (300 DPI)	RS5-1012-000	20	15
Bushing (600 DPI)	RS5-1013-000	20	15
Bushing, Left	RB1-0357-000	21	28
Bushing, Right	RB1-0356-000	21	27
Button, Teel Switch	RB1-1718-000	6	10
CABLE ASSEMBLY	RG5-0104-000	4	10
CABLE ASSEMBLY, DUPLEXING	RG5-0109-000	4	11
Cable	RG5-0271-000	5	48
Cable (J101)	RG5-0049-000	21	39
Cable 2, Fan Connect	RG5-0273-000	7	2
Cable I/F	N/A	6	15
Cable, DC Driver (J203/J012)	RG5-0106-000	6	14
Cable, DC Power (J4/J008)	RG5-0091-000	6	13
Cable, Developing Unit BIAS (J152)	RG5-0114-00	4	13A
Cable, Door Sensor	RG5-0268-000	4	14
Cable, Duplexing (J011/J2401)	RG5-0110-000	4	11C
Cable, Envelope Feeder (J306/J2305)	RG5-0033-000	16	56
Cable, Fiber Optical (RH7-5157-000)	29-30614-01	5	11
Cable, HVT/Motor (J1/J701/J010/J2003)	RG5-0105-000	4	10B
Cable, Lifting (J302/J2301/J2302)	RG5-0031-000	16	54
Cable, Paper Pick-Up (J301/J015)	RG5-0108-000	6	16
Cable, Sensor (J404/J2402/J2403)	RG5-0055-000	22	42
Cam, Lifting	RB1-0114-000	16	14
Cap	RB1-0334-000	4	2
Cap	RB1-1076-000	14	7
Cap	RB1-1076-000	15	10
Cap, Bushing	RB1-0235-000	20	20
Cap, Gear	RB1-0160-000	16	109
Cap, Gear	RB1-0259-000	13	1
Cap, Lifting	RB1-0155-000	16	49
Cap, Roller	RB1-0346-000	21	22
Cap, Roller	RB1-0366-000	21	65

# INDEX BY PART DESCRIPTION

## PrintServer 17 System

DESCRIPTION	DEC./VENDOR PART NO.	FIG. NO.	ITEM NO.
CASSETTE ASSEMBLY (A4) (R65-0002-000)	29-30711-01	15	N/A
CASSETTE ASSEMBLY (A4/LTR/EXE)	N/A	1	15
CASSETTE ASSEMBLY (EXE) (R65-0006-000)	29-30710-01	15	N/A
CASSETTE ASSEMBLY (LEGAL) (R65-0001-000)	29-30712-01	14	N/A
CASSETTE ASSEMBLY (LEGAL)	29-30712-01	1	14
CASSETTE ASSEMBLY (LTR) (R65-0004-000)	29-30709-01	15	N/A
Cassette, A4 Size (LPS1X-LB)	29-30711-01	1	N/A
Cassette, Executive Size (LPS1X-LE)	29-30710-01	1	N/A
Cassette, Legal Size (LPS1X-LA)	29-30712-01	1	N/A
Cassette, Letter Size (LPS1X-LT)	29-30709-01	1	N/A
Catch (300 DPI)	RB1-0222-000	20	2
Catch (600 DPI)	RB1-1015-000	20	2
Catch, Guide	RB1-0154-000	16	48
Clamp	WT2-0387-000	19	19
Clamp	WT2-0434-000	5	30
Clamp, Cable	WT2-0367-000	5	27
Clamp, Cable	WT2-0434-000	7	21
Clamp, Cable	WT2-0507-000	3	55
Clamp, Cable	WT2-5056-000	7	6
Clip	WT2-0248-000	5	29
Clip, Cable	WT2-0317-000	6	11B
Clip, Cable	WT2-5026-000	18	16
Clip, Cable	WT2-5035-000	18	17
Clip, Cable	WT2-5041-000	22	68
Clip, Cord	RB1-0789-000	8	11E
Clip, Cord	WT2-0204-000	5	26
Clip, Cord	WT2-0204-000	6	22
Clip, Cord	WT2-5031-000	6	23
Clip, Cord	WT2-0204-000	11	8
Clip, Edge	WT2-5031-000	7	8
CLUTCH ASSEMBLY, PAPER REFEED	RG5-0058-000	18	12
Clutch	RB1-0408-000	22	18
Clutch Assembly	RG5-0036-000	15	104
Clutch, Electromagnetic Registration (RF5-5030-000)	29-30607-01	22	59
Clutch, Paper Refeed	RG5-0058-000	18	12B
Collar	RB1-0236-000	20	21
Collar	RB1-0279-000	10	11
Collar	RB1-0433-000	22	32
COMPONENTS ASSEMBLY, INTERNAL (1)	N/A	4	N/A
COMPONENTS ASSEMBLY, INTERNAL (2)	N/A	5	N/A
COMPONENTS ASSEMBLY, INTERNAL (3)	N/A	6	N/A
COMPONENTS ASSY., INTERNAL (1)	N/A	1	4
COMPONENTS ASSY., INTERNAL (2)	N/A	1	5
COMPONENTS ASSY., INTERNAL (3)	N/A	1	6
CONNECTOR ASSEMBLY, DUPLEXING	RG5-0053-000	22	29
Connector	RF5-0072-000	21	38
Connector (1) (J401/J2401)	RG5-0054-000	22	29C
Connector, 4P (J2303)	VS1-5046-000	16	103A
Cord, Power	17-00198-14	1	N/A
Cord, Power	17-00209-15	1	N/A
Cord, Power	17-00210-13	1	N/A
Cord, Power	17-00310-08	1	N/A
Cord, Power	17-00364-18	1	N/A
Cord, Power	17-00457-16	1	N/A

# INDEX BY PART DESCRIPTION

PrintServer 17 System

DESCRIPTION	DEC/VENDOR PART NO.	FIG. NO.	ITEM NO.
Cord, Power (100/115V Only)	RH2-5158-000	8	5
Cord, Power (Central Europe)	17-00199-21	1	N/A
Cord, Power (Central Europe)	17-00199-21	1	N/A
Cord, Power (Central Europe)	17-00199-21	1	N/A
Cord, Power (Central Europe)	17-00199-21	1	N/A
Cord, Power (Central Europe)	17-00199-21	1	N/A
Cord, Power (Central Europe)	17-00199-21	1	N/A
COUNTRY KIT, AUSTRALIA/NEW ZEALAND	LPS1K-AZ	1	N/A
COUNTRY KIT, BELGIUM	LPS1K-AB	1	N/A
COUNTRY KIT, DENMARK	LPS1K-AD	1	N/A
COUNTRY KIT, FRANCE	LPS1K-AP	1	N/A
COUNTRY KIT, GERMAN	LPS1K-AG	1	N/A
COUNTRY KIT, HOLLAND	LPS1K-AH	1	N/A
COUNTRY KIT, ISRAEL	LPS1K-AT	1	N/A
COUNTRY KIT, ITALIAN	LPS1K-AI	1	N/A
COUNTRY KIT, JAPAN	LPS1K-AJ	1	N/A
COUNTRY KIT, SPAIN	LPS1K-AS	1	N/A
COUNTRY KIT, SWEDEN	LPS1K-CC	1	N/A
COUNTRY KIT, SWITZERLAND	LPS1K-CB	1	N/A
COUNTRY KIT, UK/IRELAND	LPS1K-AE	1	N/A
Coupler	RB1-0562-000	3	27
Coupler	RF5-0042-000	16	51
Coupler, Lever	RB1-0449-000	18	3
COVER ASSEMBLY, FRONT UPPER	RG5-0347-000	2	1
COVER ASSEMBLY, LEFT (RG5-0351-000)	29-30708-01	2	3
COVER ASSEMBLY, LOWER FRONT	RG5-0352-000	2	2
Cover	RB1-0144-000	16	42
Cover	RB1-0157-000	16	95
Cover	RB1-0333-000	21	10
Cover	RB1-1709-000	2	7
Cover	RF5-0113-000	5	10
Cover Assembly, Delivery (RB1-0471-000)	29-30848-01	3	48
Cover Assembly, Top	RG5-0281-000	15	14
Cover Assembly, Top	RG5-0282-000	14	11
Cover, Bottom Left	RB1-1713-000	2	14
Cover, Bottom Rear	RB1-1712-000	2	13
Cover, Bottom Right	RB1-1714-000	2	15
Cover, Connection	RB1-0161-000	16	110
Cover, Connector	RB1-0466-000	18	12A
Cover, Front	RB1-1707-000	1	1B
Cover, Front	RB1-1711-000	7	19
Cover, Inner Right	RB1-1928-030	5	6
Cover, J	RB1-1705-000	2	3B
Cover, Left	RB1-1704-000	2	3C
Cover, Left	RB1-1723-000	5	20B
Cover, Lower	RB1-0360-030	21	31
Cover, Lower	RB1-1680-000	7	12
Cover, Lower Delivery	RB1-1701-000	3	14B
Cover, Lower Front	RB1-1708-000	2	2A
Cover, Mirror	RB1-0593-000	3	13C
Cover, Rear	RB1-1702-000	3	21
Cover, Right	RB1-1710-000	2	4
Cover, Right	RB1-1725-000	5	20C
Cover, Right Rear	RB1-1703-000	2	5

# INDEX BY PART DESCRIPTION

## PrintServer 17 System

DESCRIPTION	DEC./VENDOR PART NO.	FIG. NO.	ITEM NO.
Cover, Separation Pawl	RB1-0373-000	21	60C
Cover, Wire	RB1-0436-000	22	34
CPU ASSEMBLY, LPS17 (replaces 70-30825-01)	70-30825-02	7	20
CPU Assembly, LPS17	70-30825-02	1	24
CPU Assy, LPS17 Daugh.(Thin;Twisted Pair) (LPS1X-TP)	70-30844-08	1	25
CPU Assy, LPS17 Daughter-(Thin;Thick Wire)	70-30844-07	1	25
Cross-member	RB1-0102-000	16	2
Cross-member	RB1-0273-000	10	5
Cross-member	RB1-0801-000	4	3
Cross-member	RB1-1686-000	2	1A
Cross-member, Lower	RB1-0321-000	21	1
Cross-member, Upper	RB1-0322-000	21	2
Cushion	RB1-0723-000	5	21C
Damper	RB1-0529-000	19	8F
Damper	RB1-0548-000	19	42
Damper (1)	RB1-0569-000	3	34
Damper, Foam	RB1-0162-000	16	114
DELIVERY ASSEMBLY	29-30593-01	1	19
DELIVERY ASSEMBLY (RG5-0381-000)	29-30593-01	19	N/A
DELIVERY ASSEMBLY (RG5-0381-000)	29-30593-01	3	58
Diode (AM01A)	RG5-0139-000	4	11G
Documentation (Dutch)	EK-PRTH7-OP	1	N/A
Documentation (Dutch)	EK-PRTH7-OP	1	N/A
Documentation (French)	EK-PRTP7-OP	1	N/A
Documentation (French)	EK-PRTP7-OP	1	N/A
Documentation (French)	EK-PRTP7-OP	1	N/A
Documentation (German)	EK-PRTG7-OP	1	N/A
Documentation (German)	EK-PRTG7-OP	1	N/A
Documentation (German)	EK-PRTG7-OP	1	N/A
Documentation (German)	EK-PRTG7-OP	1	N/A
Documentation (Italian)	EK-PRU7-OP	1	N/A
Documentation (Italian)	EK-PRU7-OP	1	N/A
Documentation (Spanish)	EK-PRTS7-OP	1	N/A
Documentation, Operator's Guide (Japanese)	TBD	1	N/A
DRIVE ASSEMBLY, MAIN MOTOR	FD-31376-01	1	10
DRIVE ASSEMBLY, MAIN MOTOR (RG5-0040-000)	FD-31376-01	10	1
DRIVE ASSEMBLY, PICK-UP ROLLER	FD-37841-01	1	11
DRIVE ASSEMBLY, PICK-UP ROLLER (RG5-0027-000)	FD-37841-01	11	N/A
DRIVE ASSEMBLY, PICK-UP ROLLER (RG5-0027-000)	FD-37841-01	16	111
Drum	RB1-1936-000	3	15D
Drum, Clutch	RB1-0225-000	20	5
DUCT ASSEMBLY, FAN	RG5-0353-000	5	5
Duct, Fan	RB1-1717-000	5	5A
DUPLEXING ASSEMBLY (LPS1X-UB)	30-39829-01	22	N/A
Duplexing Upgrade (30-39829-01) (Not Shown)	LPS1X-UB	1	33
Eliminator, Static Charge	RB1-0143-000	16	42
Eliminator, Static Charge	RB1-0567-000	3	32
Eliminator, Static Charge	RB1-1687-000	3	14C
Eliminator, Static Charge	RF5-0062-000	4	9A
Engine, Print (300 DPI) (US) (110V)	LPS17-C2	1	N/A
Engine, Print (300 DPI)(Inter.) (220V)	LPS17-C3	1	N/A
Engine, Print (600 DPI) (Inter.) (220V)	LPS17-C6	1	N/A
Engine, Print (600 DPI) (US) (110V)	LPS17-C5	1	N/A
EP-N Cartridge, PrintServer 17 (22-11640-01)	LPS1X-AD	1	29
EXIT ASSEMBLY, FUSING (RG5-0048-050)	29-30618-01	21	60

# INDEX BY PART DESCRIPTION

## PrintServer 17 System

DESCRIPTION	DEC/VENDOR PART NO.	FIG. NO.	ITEM NO.
Fan (DC24V) LVPSA (RH7-1132-000)	29-30596-01	6	8B
Fan Assembly, Main (DC24V) (RH7-1104-000)	FD-31388-01	5	5B
Fan, Controller DC24V (RH7-1131-000)	29-30595-01	7	3
Fastener, Push	XZ9-0347-000	5	1
Feeder, PrintServer17 AutoEnvelope (30-39748-01)	LPS1X-EF	1	34
Felt, Side Seal	RB1-0280-000	10	12
Felt, Side Seal	RB1-0280-000	13	1
Flange	RS5-6002-000	22	58
Flapper	RB1-0565-000	3	30
Foot	RB1-0692-000	7	4
<b>FRAME ASSEMBLY, RIGHT REAR</b>	RG5-0343-000	6	11
Frame, Front Right	RB1-1673-000	6	4
Frame, Upper Right	RB1-1676-000	6	5
Fuse (100/115V)	VD5-0068-000	6	8A
Fuse (220/240V)	VD5-0104-000	6	8A
FUSING ASSEMBLY (100/115V)	29-30597-01	1	21
FUSING ASSEMBLY (100/115V) (RF5-0046-270)	29-30597-01	4	27
FUSING ASSEMBLY (100/115V) (RG5-0046-270)	29-30597-01	21	N/A
FUSING ASSEMBLY (220/240V)	29-30600-01	1	21
FUSING ASSEMBLY (220/240V) (RF5-0047-270)	29-30600-01	4	27
FUSING ASSEMBLY (220/240V) (RG5-0047-270)	29-30600-01	21	N/A
<b>GEAR ASSEMBLY, DRIVE</b>	RG5-0041-000	10	2
Gear (17T/17T/68T)	RS5-0043-000	10	15
Gear (19T)	RS5-0045-000	10	17
Gear (19T/57T)	RS5-0042-000	10	14
Gear (20T/60T)	RS5-0041-000	10	13
Gear (25T)	RS5-0046-000	10	18
Gear (26T/39T)	RS5-0048-000	10	20
Gear (29T)	RS5-0091-000	11	4
Gear (31T)	RS5-0049-000	10	21
Gear (32T)	RS5-0044-000	10	16
Gear (36T/32T)	RS5-0047-000	10	19
Gear (52T)	RS5-0089-000	11	2
Gear (52T)	RS5-0090-000	11	3
Gear (24T)	RS5-0036-000	12	7
Gear, 20T	RS5-0027-000	17	11
Gear, 14T Pulley	RS5-3002-000	22	52
Gear, 16T	RS5-0001-000	16	57
Gear, 16T	RS5-0060-000	21	43
Gear, 16T	RS5-0081-000	19	33
Gear, 17T/31T	RS5-0015-000	16	71
Gear, 17T/70T	RS5-0068-00	22	46
Gear, 18T	RS5-0059-000	21	42
Gear, 18T	RS5-0066-000	22	44
Gear, 19T	RS5-0084-000	19	12
Gear, 19T	RS5-0092-000	18	13
Gear, 20T	RS5-0010-000	16	66
Gear, 20T	RS5-0014-000	16	70
Gear, 20T	RS5-0023-000	17	7
Gear, 20T	RS5-0087-000	3	41
Gear, 20T Pulley	RS5-3004-000	22	54
Gear, 20T Pulley	RS5-3005-000	22	55
Gear, 21T	RS5-0013-000	16	69
Gear, 21T	RS5-0025-000	17	9

# INDEX BY PART DESCRIPTION

## PrintServer 17 System

DESCRIPTION	DEC./VENDOR PART NO.	FIG. NO.	ITEM NO.
Gear, 21T	RS5-0067-000	22	45
Gear, 23T	RS5-0008-000	16	64
Gear, 23T	RS5-0061-000	21	44
Gear, 23T	RS5-0082-000	19	10
Gear, 23T	RS5-0088-000	3	42
Gear, 23T, 35T	RS5-0018-000	16	74
Gear, 24T	RS5-0007-000	16	63
Gear, 24T	RS5-0009-000	16	65
Gear, 24T/32T	RS5-0086-000	19	14
Gear, 26T	RS5-0003-000	16	59
Gear, 26T	RS5-0019-000	16	75
Gear, 26T	RS5-0037-000	13	1
Gear, 26T/32T	RS5-0083-000	19	11
Gear, 27T	RS5-0026-000	17	10
Gear, 27T	RS5-0057-000	21	40
Gear, 28T	RS5-0031-000	20	11
Gear, 28T Pulley	RS5-3003-000	22	53
Gear, 29T	RS5-0040-000	13	1
Gear, 31T	RS5-0004-000	16	60
Gear, 31T	RS5-0021-000	16	77
Gear, 32T	RS5-0002-000	16	58
Gear, 32T	RS5-0032-000	20	12
Gear, 32T Pulley	RS5-3006-000	22	56
Gear, 33T	RS5-0062-000	21	46
Gear, 35T	RS5-0005-000	16	61
Gear, 35T	RS5-0006-000	16	62
Gear, 35T	RS5-0038-000	13	1
Gear, 36T	RS5-0033-000	20	13
Gear, 36T	RS5-0039-000	13	1
Gear, 37T	RS5-0011-000	16	67
Gear, 37T	RS5-0024-000	17	8
Gear, 37Y	RS5-0020-000	16	76
Gear, 40T	RS5-0058-000	21	41
Gear, 41T, 17T	RS5-0017-000	16	73
Gear, 43T, 24T	RS5-0016-000	16	72
Gear, 44T	RS5-0085-000	19	13
Gear, 47T	RS5-0012-000	16	68
Gear, Sector	RB1-0113-000	16	13
Guard, Cross-member Left	RB1-1943-000	3	2
Guard, Fan Right	RB1-1995-000	7	16
Guard, Left Fan	RB1-1994-000	7	15
Guide	RB1-0110-000	16	10
Guide	RB1-1715-000	3	37
Guide	RB1-1933-000	3	17C
GUIDE (A), PAPER REFEED	RB1-0446-000	18	9
GUIDE (FD), SOLENOID ASSEMBLY	RG5-0065-000	19	7
GUIDE ASSEMBLY, BIAS CABLE	RG5-0136-000	4	13
GUIDE ASSEMBLY, TRANSFER (RG5-0045-000)	29-30592-01	4	9
GUIDE ASSEMBLY, UPPER (300 DPI)	RF5-0057-000	20	10
GUIDE ASSEMBLY, UPPER (600 DPI)	RF5-0156-000	20	10
Guide (1), Cable	RB1-0347-020	21	23
Guide (1), Side	RB1-1069-000	14	4
Guide (1), Upper Feeder	RB1-0397-000	22	7
Guide (2), Cable	RB1-0348-020	21	24

# INDEX BY PART DESCRIPTION

PrintServer 17 System

DESCRIPTION	DEC/VENDOR PART NO.	FIG. NO.	ITEM NO.
Guide (2), Lower Feeder	RB1-0398-000	22	8
Guide (2), Lower Feeder	RB1-0400-000	22	10
Guide (2), Side	RB1-1070-000	14	5
Guide (2), Upper Feeder	RB1-0399-000	22	9
Guide (3), Side	RB1-1072-000	14	6
Guide (4), Side	RF5-0234-000	14	8
Guide (B), Paper Refeed	RB1-0447-000	18	1
Guide (B), Paper Refeed	RB1-0447-050	18	1
Guide, BAIS Cable	RB1-0650-020	4	13B
Guide, Cable	RB1-0126-000	16	94
Guide, Cable	RB1-0145-000	16	44
Guide, Cable	RB1-0454-000	18	8
Guide, Cable	RB1-1929-000	3	6
Guide, Cable	RB1-1996-000	7	17
Guide, Cartridge (RB1-0471-000)	29-30611-01	3	1
Guide, Connector	RB1-0827-000	4	17
Guide, Cord	RB1-0156-000	16	105
Guide, Front Lower Delivery	RB1-0539-000	19	9
Guide, Left Lower	RB1-0393-000	22	3
Guide, Left Upper	RB1-0391-000	22	1
Guide, Lower	RB1-0141-000	16	40
Guide, Lower (300 DPI)	RF5-0056-000	20	9
Guide, Lower (600 DPI)	RF5-0155-000	20	9
Guide, Lower Delivery	RB1-0533-000	19	27
Guide, Lower Manual Feed	RB1-0120-000	16	20
Guide, Lower Paper	RB1-0107-000	16	7
Guide, Lower Paper	RB1-0335-000	21	11
Guide, Lower Sensor	RB1-0206-000	16	102A
Guide, Mirror	RB1-0808-000	5	28
Guide, Paper	RF5-0063-000	4	9B
Guide, Plate	RB1-0557-030	3	22
Guide, Right Lower	RB1-0394-000	22	4
Guide, Right Upper	RB1-0392-000	22	2
GUIDE, SEPARATION	RF5-0080-000	22	39
Guide, Separation	RB1-0338-030	21	14
Guide, Shaft	RB1-0564-000	3	29
Guide, Side 1	RB1-1069-000	15	4
Guide, Side 2	RB1-1070-000	15	5
Guide, Side 3	RB1-1072-000	15	6
Guide, Side 4	RF5-0234-000	15	13
Guide, Upper	RB1-0142-000	16	41
Guide, Upper	RB1-0221-000	4	1
Guide, Upper Delivery	RF5-0281-000	19	28
Guide, Upper Manual Feed	RB1-0119-000	16	19
Guide, Upper Paper	RB1-0159-000	16	10B
Guide, Upper Sensor	RB1-0201-000	16	101A
Hardware Kit, LPS17 4MB Mem, Orig Parity SIMM	LPS1X-UC	1	32
Hardware Kit, LPS17 4MB Mem, Non-Parity SIMM (600 DPI)	LPS1X-UE	1	32
Hardware Kit, LPS17 8MB Mem Non-Parity (600 DPI)	LPS1X-UF	1	32
Hardware Kit, LPS17 8MB Mem Original Parity SIMM	LPS1X-UD	1	32
Harness, Laser/Scanner (J601;J701;J002)	RG5-0103-000	5	31
Heater, Halogen (100/115V)	RH7-4036-000	21	52
Heater, Halogen (220/240V)	RH7-4037-000	21	52
HINGE ASSEMBLY	RG5-0337-000	3	15

# INDEX BY PART DESCRIPTION

## PrintServer 17 System

DESCRIPTION	DEC./VENDOR PART NO.	FIG. NO.	ITEM NO.
HINGE ASSEMBLY (LEFT)	RG5-0074-000	1	9
HINGE ASSEMBLY (LEFT)	RG5-0074-000	9	N/A
HINGE ASSEMBLY (RIGHT)	RG5-0075-000	1	9A
HINGE ASSEMBLY (RIGHT)	RG5-0075-000	9	N/A
HOLDER ASSEMBLY, PAPER (RG9-0616-020)	29-30706-01	3	17
Holder	RB1-0666-020	6	9A
Holder (A)	RB1-0540-000	19	34
Holder (B)	RB1-0541-000	19	35
Holder, Arm	RB1-0702-000	5	32
Holder, Cable	RA1-6314-000	16	93
Holder, Left	RB1-0803-000	5	3
Holder, Mirror (300 DPI)	RB1-0591-000	3	13A
Holder, Mirror (600 DPI)	RBI-1031-000	3	13A
Holder, Paper (RB1-1934-000)	29-30613-01	3	50
Holder, Right	RB1-0802-000	5	2
Holder, Sensor	RB1-0461-000	18	11A
Holder, Sensor	RB1-0543-000	19	37
Holder, Separation	RB1-0372-020	21	60B
INLET ASSY, POWER (100/115V-300 DPI)	RG5-0092-000	6	9
INLET ASSY, POWER (100/115V-600 DPI)	RG5-0164-000	6	9
INLET ASSY, POWER (220/240V-300 DPI)	RG5-0093-000	6	9
INLET ASSY, POWER (220/240V-600 DPI)	RG5-0165-000	6	9
Inlet, Cable (SW/TB)	RG5-0132-000	8	2
Joint	RB1-0244-000	12	4
Label	RS5-8031-000	4	9C
Label (100/115V)	FA9-0032-000	6	9C
Label (100/115V)	RS5-8025-000	21	59
Label (220/220V)	RS5-8026-000	21	59
Label (220/240V)	FA9-0031-000	6	9C
Label, CE	36-36842-01	1	N/A
Label, Card Height Limit	RB1-1091-000	14	1A
Label, Card Height Limit	RB1-1091-000	15	1A
Label, Cartridge	RS5-8133-000	2	9
Label, Control Panel (Dutch)	36-36850-05	1	N/A
Label, Control Panel (French)	36-36850-02	1	N/A
Label, Control Panel (French)	36-36850-02	1	N/A
Label, Control Panel (German)	36-36850-04	1	N/A
Label, Control Panel (German)	36-36850-04	1	N/A
Label, Control Panel (Italian)	36-36850-06	1	N/A
Label, Controller	RS5-8146-000	7	22C
Label, Instructions	RB1-1092-000	14	10B
Label, Instructions (A4/LTR)	RB1-1092-000	15	12B
Label, Instructions (EXE)	RB1-1064-000	15	12B
Label, Operator Panel (Dutch)	36-36850-05	1	N/A
Label, Operator Panel (French)	36-36850-02	1	N/A
Label, Operator Panel (German)	36-36850-04	1	N/A
Label, Operator Panel (Italian)	36-36850-06	1	N/A
Label, Operator Panel (Spanish)	36-36850-03	1	N/A
Latch	RA1-8298-000	2	3A
Latch	RB1-0828-000	5	35
LED (GL3EG43)	WG1-0400-000	6	28A
Legs, LCIT Extender	29-30842-01	1	N/A

## INDEX BY PART DESCRIPTION

PrintServer 17 System

DESCRIPTION	DEC/VENDOR PART NO.	FIG. NO.	ITEM NO.
<b>LEVER ASSEMBLY, LOCK</b>	RG5-0356-030	5	20
Lever	RB1-0330-000	21	8
Lever	RB1-0777-000	6	11C
Lever	RB1-1690-000	5	20A
Lever	RB1-1690-020	5	20A
Lever	RF5-0259-000	2	1D
Lever, Left Lifting	RB1-1721-000	5	41
Lever, Lower Sensing	RB1-0337-000	21	13
Lever, Offset	RB1-0526-000	19	8A
Lever, Right Lifting	RB1-1722-000	5	42
Lever, Sensor	RB1-0411-000	22	21
Lever, Sensor	RB1-0434-000	22	33
Lever, Upper Sensing	RB1-0338-000	21	12
<b>LIFTER ASSEMBLY</b>	N/A	17	N/A
<b>LIFTER ASSEMBLY</b>	RG5-0026-000	1	17
Lifter Assembly	RG5-0026-000	16	112
Limiter	RB1-0109-000	16	9
<b>LINK ASSEMBLY</b>	RG5-0118-030	5	21
Link (A)	RB1-0721-000	5	21A
Link (B)	RF5-0112-000	5	21B
Maintenance Kit, LPS17 Customer (220V) (22-11641-02)	LPS1X-AC	1	N/A
Maintenance Kit, LPS17 Customer (110V) (22-11641-01)	LPS1X-AB	1	N/A
<b>MIRROR ASSEMBLY (300 DPI) (RG5-0089-000)</b>	29-30612-01	3	13
<b>MIRROR ASSEMBLY (600 DPI)</b>	RG5-0149-000	3	13
Mirror (300 DPI)	RN1-4042-000	3	13D
Mirror (600 DPI)	RN1-4046-000	3	13D
<b>MODULE, CASSETTE SIZE SENSOR</b>	RG5-0030-000	16	103
Module Assembly, DC Controller (RG5-0278-000)	29-30605-01	6	30
Module Assembly, DC Driver	29-30601-01	1	30
Module Assembly, DC Driver (RG5-0094-000)	29-30601-01	6	9D
Module Assembly, Duplex Driver (RG5-0052-000)	29-30608-01	22	70
Module Assembly, Main Motor	29-30591-01	1	22
Module Assembly, Main Motor (RG5-0043-000)	29-30591-01	4	7C
<b>MODULE ASSY, DC CONTROLLER (300 DPI)</b>	29-30605-01	1	26
<b>MODULE ASSY, DC CONTROLLER (600 DPI)</b>	29-31412-01	1	26
Module Assy, AC Driver (300 DPI) (110V)	FD-28556-01	1	31
Module Assy, AC Driver (300 DPI) (220V)	29-30599-01	1	31
Module Assy, AC Driver (600 DPI) (110V)	29-31409-01	1	31
Module Assy, AC Driver (600 DPI) (220V)	29-31410-01	1	31
Module Assy, AC Driver (110V-600 DPI) (RG5-0166-000)	29-31409-01	6	9E
Module Assy, AC Driver (220V-300 DPI) (RG5-0096-000)	29-30599-01	6	9E
Module Assy, AC Driver (220V-600 DPI) (RG5-0167-000)	29-31410-01	6	9E
Module Assy, AC Driver (110V-300 DPI) (RG5-0095-000)	FD-28556-01	6	9E
<b>MODULE ASSEMBLY, SUB SWITCH LED</b>	RG5-0272-000	6	28
Module, Controller Fan Connect	29-30606-01	7	27
Module, Paper Pick-Up Controller	29-30621-01	1	28
Module, Paper Pick-Up Controller (RG5-0034-000)	29-30621-01	16	113
Motor (DC 24V)	RH7-1101-000	11	6
Motor (DC 24V)	RH7-1099-000	10	1
Motor, DC24V Duplex Centering (RH7-1103-000)	29-30617-01	22	61
Motor, DC24V Switchback (RH7-1102-000)	29-30616-01	22	60
<b>MOUNT ASSEMBLY, LEFT SHAFT</b>	RG5-0349-000	3	56
<b>MOUNT ASSEMBLY, RIGHT SHAFT</b>	RG5-0350-000	3	57
<b>MOUNT ASSY, MAIN MOTOR MODULE</b>	RG5-0042-000	4	7

# INDEX BY PART DESCRIPTION

PrintServer 17 System

DESCRIPTION	DEC./VENDOR PART NO.	FIG. NO.	ITEM NO.
Mount	RB1-0688-000	4	11E
Mount, Connector	RB1-0687-000	4	11B
Mount, Front Fusing Assembly	RB1-0804-000	4	4
Mount, Front Switch	RB1-1678-000	6	27
Mount, Gear	RB1-0271-000	10	3
Mount, Hinge	RF5-0106-000	9	6
Mount, Left	RB1-0622-000	9	3
Mount, Left Lever	RF5-0265-000	5	43
Mount, Plate	RB1-1949-000	2	1E
Mount, Right	RB1-0631-000	9	3
Mount, Right Lever	RF5-0266-000	5	44
Mount, Roller	RB1-0535-000	19	29
Mount, Roller	RB1-0550-000	19	57
Mount, Solenoid	RB1-0516-000	19	6A
Mount, Solenoid	RB1-0521-000	19	7A
Mount, Solenoid	RF5-0094-000	19	8C
Mount, Switch	RB1-1677-000	8	1
Mounting Assembly, Delivery	RG5-0382-000	19	53
Mounting, Flapper	RB1-0566-000	3	31
MOUNTING, MOTOR	RB1-0412-000	22	22
Mounting, Motor	RB1-0429-000	22	30
Mounting, Sensor	RB1-0544-000	19	38
Nut	N/A	6	29A
Nut, Plate	XA9-0417-000	12	9
Nut, Push	XA9-0134-000	3	46
Overlay, Operator Panel (Japan)	TBD	1	N/A
PANEL, OPERATOR CONTROL	70-30295-02	2	12
PANELS,EXTERNAL COVER ASSEMBLIES	N/A	1	2
PANELS,EXTERNAL COVER ASSEMBLIES	N/A	2	N/A
Panel Assembly, Operator Control	70-30295-02	1	23
Panel, Rear	74-44749-01	7	23
PANEL ASSEMBLY, UPPER	RG5-0338-000	3	14
Panel, Upper	RB1-1700-000	3	14A
Pawl, Separation	RB1-0371-020	21	60A
Photo-Interrupter (GP1S09C1) (WGB-5038-000)	FD-37577-01	3	15C
Photo-Interrupter (GP1S09C1) (WGB-5038-000)	FD-37577-01	5	13
Photo-Interrupter (GP1S09C1) (WGB-5038-020)	FD-37577-01	18	11D
Photo-Interrupter (GP1S09C1) (WGB-5038-020)	FD-37577-01	19	17
Photo-Interrupter (GP1S09C1) (WGB-5038-020)	FD-37577-01	19	47
Photo-interrupter (GP1S09C1) (WGB-5038-000)	FD-37577-01	22	62
PICK-UP UNIT, CASSETTE	FD-37677-01	1	16
PICK-UP UNIT, CASSETTE (RG5-0025-000)	FD-37677-01	16	N/A
Pin	RB1-0396-000	22	6
Pin, Dowel	XA9-0103-000	19	52
Pin, Dowel	XD3-2160-142	22	69
Pin, Dowel	XD3-2300-282	16	99
Pin, Dowel	XD9-0103-000	19	20
Pin, Dowel	XD9-0103-000	20	18
Pin, Dowel	XD9-0103-000	3	45
Pin, Dowel	XD9-0108-000	16	100
Pin, Guide	RF5-0087-000	17	21
Pin, Hinge	RB1-0632-000	9	5

# INDEX BY PART DESCRIPTION

PrintServer 17 System

DESCRIPTION	DEC/VENDOR PART NO.	FIG. NO.	ITEM NO.
Pin, Positioning	RF5-0088-000	21	64
Pin, Spring (2 x 14)	XD9-0083-000	16	107
Pivot	RB1-0262-000	13	1
Pivot, Left	RB1-1075-000	15	9
Pivot, Right	RB1-1074-000	15	8
PLATE ASSEMBLY, MACHINE BOTTOM	N/A	1	7
PLATE ASSEMBLY, MACHINE BOTTOM	N/A	7	N/A
PLATE ASSEMBLY, RIGHT SHIELD	RG5-0383-000	7	22
Plate	N/A	7	1
Plate	RB1-0104-000	16	4
Plate	RB1-0118-000	16	18
Plate	RB1-0129-000	16	28
Plate	RB1-0182-000	17	2
Plate	RB1-0261-000	13	1
Plate	RB1-0407-000	22	17
Plate	RB1-0409-000	22	19
Plate	RB1-0500-000	19	4
Plate	RB1-0774-000	5	34
Plate	RB1-0833-000	7	9
Plate	RF5-0069-000	21	36
Plate (Right Only)	RB1-0633-020	9	9
Plate Assembly, Rear	RG5-0357-000	6	1
Plate.	RB1-0549-000	19	51
Plate, Arm	RB1-1685-000	3	7
Plate, Base Lifting	RF5-0051-000	17	6
Plate, Blanking	RB1-0487-000	3	54
Plate, Blanking	RB1-1669-000	6	1B
Plate, Blinding (600 DPI Only)	74-48162-01	2	2E
Plate, Connector	RB1-0211-000	16	55
Plate, Coupler	RB1-0183-000	17	3
Plate, Coupler	RF5-0093-000	19	5
Plate, Cover	RB1-0163-020	16	115
Plate, DC Controller	RB1-0793-000	6	24
Plate, Delivery	RB1-0081-000	19	32
Plate, Diffuser	RB1-1719-000	2	2C
Plate, Front Shield	RB1-1992-000	7	13
Plate, Grounding	RB1-0203-000	16	101C
Plate, Grounding	RB1-0203-000	16	102C
Plate, Grounding	RB1-0242-000	12	2
Plate, Grounding	RF5-0065-000	21	66
Plate, Grounding	RF5-0065-030	21	66
Plate, Guide	RB1-0437-000	22	35
Plate, Guide	RB1-0728-000	5	23
Plate, Left	RB1-0451-000	18	5
Plate, Left	RB1-1688-000	6	2
Plate, Left	RB1-1698-000	3	56A
Plate, Left Side	RF5-0044-000	16	52
Plate, Left Side	RF5-0067-000	21	34
PLATE, LEFT SIZE	RF5-0239-000	14	1
PLATE, LEFT SIZE (A4)	RF5-0240-000	15	1
PLATE, LEFT SIZE (EXE)	RF5-0216-000	15	1
PLATE, LEFT SIZE (LTR)	RF5-0239-000	15	1
Plate, Lifting	RB1-0112-000	16	12
Plate, Lifting	RB1-0186-000	17	5

# INDEX BY PART DESCRIPTION

## PrintServer 17 System

DESCRIPTION	DEC./VENDOR PART NO.	FIG. NO.	ITEM NO.
Plate, Lower	RB1-0103-000	16	3
Plate, Lower Paper Guide	RB1-0106-000	16	6
Plate, Lower Right	RB1-1675-000	6	1A
Plate, Motor	RF5-0052-000	11	1
Plate, Mounting	RB1-0442-000	22	29B
Plate, Mounting	RB1-0532-000	19	26
Plate, Mounting	RB1-0686-000	4	11A
Plate, PCB Mounting	RB1-0291-000	4	7A
PLATE, PAPER FEED	RF5-0083-000	22	41
PLATE, PAPER LIFTING	RF5-0238-000	14	10
PLATE, PAPER LIFTING (A4/LTR)	RF5-0232-000	15	12
PLATE, PAPER LIFTING (EXE)	RF5-0236-000	15	12
Plate, Paper	RF5-0256-000	3	15B
Plate, Pivot	RF5-0061-000	12	6
Plate, Rear	RB1-0401-000	22	11
Plate, Rear	RB1-0401-060	6	1A
Plate, Rear Shield	RB1-1993-000	7	14
Plate, Rear Side	RB1-1073-000	15	7
Plate, Right	RB1-0450-000	16	4
Plate, Right	RB1-1697-000	3	57A
Plate, Right Shield	RB1-1689-000	7	22A
Plate, Right Side	RF5-0045-000	16	53
Plate, Right Side	RF5-0066-000	21	33
Plate, Right Size	RB1-1066-000	14	2
Plate, Roller Left	RB1-0561-000	3	26
Plate, Roller Right	RB1-0560-000	3	25
Plate, Size Right (A4)	RB1-1063-000	15	2
Plate, Size Right (EXE)	RB1-1087-000	15	2
Plate, Size Right (LTR)	RB1-1066-000	15	2
Plate, Spindle	RF5-0079-000	22	38
Plate, Stop	RB1-0274-000	10	6
Plate, Support	RB1-0481-000	3	10A
Plate, Support	RB1-0481-000	3	11A
Plate, Support	RB1-0578-000	3	52
Plate, Supporting	RB1-0272-000	10	4
Plate, Switch	RB1-1726-000	2	2B
Plate, Terminal	RB1-0245-000	12	5
Plate, Upper	RB1-0101-000	16	1
Plate, Upper Paper Guide	RB1-0105-000	16	5
Power Supply, DC (100/115V - 300 DPI) (RG5-0276-000)	29-30594-01	6	8
Power Supply, DC (100/115V - 600 DPI) (RG5-0276-030)	29-31404-01	6	8
Power Supply, DC (220/240V - 300 DPI) (RG5-0277-000)	29-30598-01	6	8
Power Supply, DC (220/240V - 600 DPI) (RG5-0277-030)	29-31405-01	6	8
Power Supply Assy, H.V. (300 DPI) (RG5-0076-000)	FD-37679-01	4	6
Power Supply Assy, H.V. (600 DPI) (RG5-0170-000)	29-31413-01	4	6
PrintServer 17 (300 DPI) (Japan)	LPS18-AJ	1	N/A
PrintServer 17 (300 DPI) (US)	LPS17-CA	1	N/A
PrintServer 17 (600 DPI) (Austr./N.Z)	LPS17-DT	1	N/A
PrintServer 17 (600 DPI) (Denmark)	LPS17-DD	1	N/A
PrintServer 17 (600 DPI) (France)	LPS17-DP	1	N/A
PrintServer 17 (600 DPI) (Germany)	LPS17-DG	1	N/A
PrintServer 17 (600 DPI) (Holland)	LPS17-DH	1	N/A
PrintServer 17 (600 DPI) (Israel)	LPS17-DT	1	N/A
PrintServer 17 (600 DPI) (Japan)	LPS17-DJ	1	N/A

# INDEX BY PART DESCRIPTION

## PrintServer 17 System

DESCRIPTION	DEC/VENDOR PART NO.	FIG. NO.	ITEM NO.
PrintServer 17 (600 DPI) (Spain)	LPS17-DS	1	N/A
PrintServer 17 (600 DPI) (Switzerland)	LPS17-FB	1	N/A
PrintServer 17 (600 DPI) (UK/Ireland)	LPS17-DE	1	N/A
PrintServer 17 (600 DPI) (US)	LPS17-DA	1	N/A
PRINTER ASSEMBLY, UPPER	N/A	1	3
PRINTER ASSEMBLY, UPPER	N/A	3	N/A
Printer, 17 PPM DECnet & TCP/IP Laser (300 DPI)	LPS17-A2	1	1
Printer, 17 PPM DECnet & TCP/IP Laser (300 DPI)	LPS17-A3	1	1
Printer, 17 PPM DECnet & TCP/IP Laser (300 DPI)	LPS17-A4	1	1
Printer, 17 PPM Laser (600 DPI)	LPS17-A6	1	1
Printer, 17 PPM Laser (600 DPI)	LPS17-A5	1	1
Printserver 17 (300 DPI) (Aust./N.Z.)	LPS17-AZ	1	N/A
Printserver 17 (300 DPI) (Belgium)	LPS17-AB	1	N/A
Printserver 17 (300 DPI) (Denmark)	LPS17-AD	1	N/A
Printserver 17 (300 DPI) (France)	LPS17-AP	1	N/A
Printserver 17 (300 DPI) (Germany)	LPS17-AG	1	N/A
Printserver 17 (300 DPI) (Holland)	LPS17-AH	1	N/A
Printserver 17 (300 DPI) (Israel)	LPS17-AT	1	N/A
Printserver 17 (300 DPI) (Italy)	LPS17-AI	1	N/A
Printserver 17 (300 DPI) (Spain)	LPS17-AS	1	N/A
Printserver 17 (300 DPI) (Switzerland)	LPS17-CB	1	N/A
Printserver 17 (300 DPI) (UK/Ireland)	LPS17-AE	1	N/A
Printserver 17 (600 DPI) (Belgium)	LPS17-DB	1	N/A
Printserver 17 (600 DPI) (Italy)	LPS17-DI	1	N/A
Printserver 17 (600 DPI) (Sweden, Finland, Norway, Port.)	LPS17-FC	1	N/A
Printserver 17 (300 DPI) (Sweden, Finland, Norway, Port.)	LPS17-CC	1	N/A
Rack	RB1-0417-000	22	26
Rail	RB1-0729-000	5	24
Rail, Cable	RB1-0681-000	4	10A
Rail, Left Cassette	RB1-0138-000	16	37
Rail, Lower Left Cassette	RB1-0137-000	16	36
Rail, Lower Right Cassette	RB1-0136-000	16	35
Rail, Right Cassette	RB1-0139-000	16	38
Rail, Upper Left Cassette	RB1-0140-000	16	39
Ratchet	RB1-0125-000	16	25
REFEED ASSEMBLY, PAPER	29-30603-01	1	18
REFEED ASSEMBLY, PAPER (RG5-0056-000)	29-30603-01	18	N/A
Retainer	RB1-0441-000	22	29A
Ring, Grip (5.6)	XD9-0076-000	10	22
Ring, Grip (5.6)	XD9-0076-000	13	1
Ring, Grip (5.6)	XD9-0076-000	17	19
Ring, Grip (5.6)	XD9-0076-000	18	19
Ring, Grip (5.6)	XD9-0076-000	19	21
Ring, Grip (5.6)	XD9-0076-000	3	44
Ring, Ratchet	RB1-0226-000	20	6
Ring, Retaining	RB1-0253-000	21	7
ROLLER ASSEMBLY (RF5-0041-000)	FD-37674-01	16	50
ROLLER ASSEMBLY, REGISTRATION	29-30604-01	1	20
ROLLER ASSY, REGIST. (600 DPI)	RG5-0181-000	20	N/A
ROLLER ASSY, REGIST.(300 DPI)(RG5-0037-000)	29-30604-01	20	N/A
Roller	RB1-0362-000	21	61
Roller	RB1-0374-000	21	60D
Roller	RB1-0536-000	19	30
Roller	RB1-0547-000	19	41

# INDEX BY PART DESCRIPTION

## PrintServer 17 System

DESCRIPTION	DEC./VENDOR PART NO.	FIG. NO.	ITEM NO.
Roller	RB1-0559-000	3	24
Roller	RB1-1932-000	3	17B
Roller	RS1-6030-000	19	45
Roller	RS1-6038-000	19	46
Roller (1)	RB1-0402-000	22	12
Roller (1)	RF5-0076-000	22	36
Roller (2)	RB1-0403-000	22	13
Roller (2)	RF5-0077-000	22	37
Roller Assembly, Transfer (RG5-0044-000)	FD-37676-01	4	8
Roller Kit, PrintServer 17 1500 Sheet Input Tray	LPS1X-BX	1	N/A
Roller, Cam	RB1-0496-000	19	1
Roller, Delivery	RB1-0531-000	19	25
Roller, Lower Delivery	RB1-0571-000	3	36
Roller, Lower Registration (300 DPI)	RB1-0224-000	20	4
Roller, Lower Registration (600 DPI)	RB1-1014-000	20	4
Roller, Pressure	RB1-0324-000	21	4
Roller, Refeed	RB1-0452-020	18	6
Roller, Refeed Drive	RB1-0448-000	18	2
Roller, Refeed Drive	RB1-0448-020	18	2
Roller, Upper Delivery	RB1-0558-000	3	23
Roller, Upper Fusing	RB1-0323-000	21	3
Roller, Upper Registration	RB1-0223-000	20	3
Rollers, Duplex Refeed (RF5-0081-000)	29-30609-01	22	40
Rubber	RB1-0594-000	3	13E
Scanner Assy, Laser (300 DPI) (RG5-0021-000)	FD-31374-01	5	18
Scanner Assy, Laser (600 DPI) (RG5-0153-000)	29-31411-01	5	18
Scraper	RB1-0233-000	20	10A
Screw (M3 x 6)	XA9-0233-000	21	58
Screw (M4 x 8)	RS5-9054-000	7	5
Screw (TP)	XA9-0302-000	19	55
Screw w/Washer (M3 x 8)	XA9-0493-000	5	38
Screw w/Washer, Fusing Unit	RF5-0095-000	4	21
Screw, (M3 x 10)	XA9-0475-000	4	49
Screw, Binding (M5 x 8)	XB1-2500-803	8	4
Screw, Binding Hd Mach (M3 x 8)	XA9-0187-000	22	66
Screw, Fusing Unit	RB1-0854-020	4	16
Screw, Machine Pan Hd No. M3 x 8	RA9-0732-000	3	12
Screw, Stepped	FS1-9167-000	16	10G
Screw, Stepped (M3)	RA9-0621-000	18	12C
Screw, Stepped (M3)	RA9-0621-000	19	23
Screw, Stepped (M3)	RA9-0621-000	19	24
Screw, Stepped (M3)	RF5-0090-000	21	60G
Screw, Stepped (M3)	RS5-9001-000	16	117
Screw, Stepped (M3)	XA9-0543-000	6	11F
Screw, Stepped (M4)	FS1-9004-000	5	50
Screw, Stepped M3	RA9-0621-000	21	52
Screw, Stepped M3	RF5-0090-000	21	49
Screw, Stepped M4	RS5-9002-000	16	92
Screw, T (M3 x 10)	XA9-0495-000	5	33
Screw, TP	XA9-0302-000	4	7B
Screw, TP	XA9-0527-000	22	29D
Screw, TP (M3 X 6)	XA9-0267-000	6	1C
Screw, TP (M3 x 12)	XA9-0382-000	4	19
Screw, TP (M3 x 4)	XA9-0326-000	14	12

# INDEX BY PART DESCRIPTION

PrintServer 17 System

DESCRIPTION	DEC/VENDOR PART NO.	FIG. NO.	ITEM NO.
Screw, TP (M3 x 4)	XA9-0326-000	15	15
Screw, TP (M3 x 4)	XA9-0326-000	16	98
Screw, TP (M3 x 4)	XA9-0434-000	17	18
Screw, TP (M3 x 4)	XA9-0434-000	19	6D
Screw, TP (M3 x 4)	XA9-0434-000	19	7D
Screw, TP (M3 x 4)	XA9-0434-000	21	57
Screw, TP (M3 x 4)	XA9-0434-000	3	20
Screw, TP (M3 x 4)	XA9-0434-000	5	40
Screw, TP (M3 x 5)	XA9-0267-000	11	5
Screw, TP (M3 x 6)	XA9-0267-000	14	13
Screw, TP (M3 x 6)	XA9-0267-000	15	16
Screw, TP (M3 x 6)	XA9-0267-000	16	96
Screw, TP (M3 x 6)	XA9-0267-000	17	17
Screw, TP (M3 x 6)	XA9-0267-000	18	18
Screw, TP (M3 x 6)	XA9-0267-000	19	18
Screw, TP (M3 x 6)	XA9-0267-000	2	8
Screw, TP (M3 x 6)	XA9-0267-000	22	67
Screw, TP (M3 x 6)	XA9-0267-000	3	10B
Screw, TP (M3 x 6)	XA9-0267-000	3	11B
Screw, TP (M3 x 6)	XA9-0267-000	3	13F
Screw, TP (M3 x 6)	XA9-0267-000	3	18
Screw, TP (M3 x 6)	XA9-0267-000	4	15
Screw, TP (M3 x 6)	XA9-0267-000	5	25
Screw, TP (M3 x 6)	XA9-0267-000	5	37
Screw, TP (M3 x 6)	XA9-0267-000	6	20
Screw, TP (M3 x 6)	XA9-0267-000	7	18
Screw, TP (M3 x 6)	XA9-0267-000	7	7
Screw, TP (M3 x 6)	XA9-0267-000	19	48
Screw, TP (M4 x 6)	XB6-7400-607	16	97
Screw, TP (M4)	XA9-0540-000	4	18
Screw, TP M3 x 6 (600 DPI Only)	XA9-0267-000	20	22
Screw, Tapping	XB4-7401-009	3	19
Screw, Truss Head w/Washer	FA9-1449-000	4	20
Screw, Truss Head w/Washer	FA9-1449-000	6	21
Screw, w/Toothed Washer	XA9-0266-000	6	11D
Screw, w/Washer (M3 x 6)	XA9-0419-000	19	50
Screw, w/Washer (M3 x 8)	XA9-0493-000	4	11D
Screw, W/Washer (M3 X 16)	XA9-0531-000	5	39
Screw, TP (M3 x 4)	XA9-0434-000	19	8E
Seal	RS5-8134-000	3	51
SENSOR ASSEMBLY, LOWER SIZE	RG5-0029-000	16	102
SENSOR ASSEMBLY, PAPER REFEED	RG5-0057-00	18	11
SENSOR ASSEMBLY, UPPER SIZE	RG5-0028-000	16	101
Shaft	RB1-0108-000	16	8
Shaft	RB1-0116-000	16	16
Shaft	RB1-0117-000	16	17
Shaft	RB1-0185-000	17	4
Shaft	RB1-0275-000	10	7
Shaft	RB1-0276-000	10	8
Shaft	RB1-0277-000	10	9
Shaft	RB1-0278-000	10	10
Shaft	RB1-0343-000	21	19
Shaft	RB1-0405-000	22	15
Shaft	RB1-0410-000	22	20
Shaft	RB1-0432-000	22	31

# INDEX BY PART DESCRIPTION

## PrintServer 17 System

DESCRIPTION	DEC./VENDOR PART NO.	FIG. NO.	ITEM NO.
Shaft	RB1-0453-020	18	7
Shaft	RB1-0829-000	5	36
Shaft	RB1-1699-000	3	56B
Shaft	RB1-1699-000	3	57B
Shaft, Clutch	RB1-0499-000	19	3
Shaft, Delivery Roller	RB1-0350-000	21	26
Shaft, Drive	RB1-0252-000	13	1
Shaft, Drive	RB1-0253-000	13	1
Shaft, Drive	RB1-0254-000	13	1
Shaft, Hinge	RB1-0624-000	9	4
Shaft, Lifting	RB1-0115-000	16	15
Shaft, Lower Drive	RB1-0133-000	16	32
Shaft, Pressure Roller	RB1-0340-040	21	16
Shaft, Roller	RA1-4059-000	19	44
Shaft, Roller	RB1-0131-000	16	30
Shaft, Roller	RB1-0363-000	21	62
Shaft, Roller	RB1-0537-000	19	31
Shaft, Sensor	RB1-0204-000	16	101D
Shaft, Sensor	RB1-0204-000	16	102D
Shaft, Sensor Arm	RB1-0228-000	20	8
Shaft, Separation	RB1-0130-000	16	29
Shaft, Upper Drive	RB1-0132-000	16	31
Sheet	RB1-0426-000	22	39A
Sheet	RB1-0431-000	22	41A
Sheet, Insulating	RB1-0847-000	6	6
Sheet, Insulating	RB1-0848-000	6	7
Sheet, Mylar	RB1-0237-000	20	10B
Sheet, Mylar	RB1-0439-000	22	71
Slider, Adjusting	RB1-0415-000	22	25
SOLENOID ASSEMBLY, FACE-UP GATE	RG5-0063-000	19	6
SOLENOID ASSEMBLY, OFFSET (RG5-0065-000)	29-30707-01	19	8
Solenoid (DC24V)	RH7-5055-000	19	8D
Solenoid (DC24V) (RH7-5031-000)	29-30619-01	13	1
Solenoid (DC24V), Face-Up Gate (RH7-5033-000)	29-30623-01	19	6C
Solenoid (DC24V), Fork Gate (RH7-5034-000)	29-30622-01	19	7C
Solenoid, DC24V	RH7-5032-000	17	20
Spacer	RB1-0255-000	13	1
Spacer	RB1-0406-000	22	16
Spacer, LED	WT2-5106-000	6	28B
Spring Tension	RS5-2002-000	16	83
Spring, Clutch	87-2847-000	20	1
Spring, Compression	RS1-2110-000	9	7
Spring, Compression	RS5-2001-000	16	82
Spring, Compression	RS5-2021-000	12	8
Spring, Compression	RS5-2021-000	13	1
Spring, Compression	RS5-2026-000	21	46
Spring, Compression	RS5-2036-000	22	50
Spring, Compression	RS5-2046-000	19	15
Spring, Compression	RS5-2050-000	3	53
Spring, Compression	RS5-2055-000	11	7
Spring, Compression	RS5-2155-000	2	2D
Spring, Compression (EXE)	RS5-2013-000	15	21
Spring, Compression (EXE)	RS5-2014-000	15	22
Spring, Grounding Leaf	RB1-0568-000	3	33

# INDEX BY PART DESCRIPTION

PrintServer 17 System

DESCRIPTION	DEC/VENDOR PART NO.	FIG. NO.	ITEM NO.
Spring, Grounding Leaf	RB1-0576-000	3	39
Spring, Leaf	RB1-0202-000	16	101B
Spring, Leaf	RB1-0207-000	16	102B
Spring, Leaf	RB1-0339-000	21	15
Spring, Leaf	RB1-0375-000	21	60E
Spring, Leaf	RB1-0386-000	21	32
Spring, Leaf	RB1-0413-000	22	23
Spring, Leaf	RB1-0414-000	22	24
Spring, Leaf	RB1-0419-000	22	28
Spring, Leaf	RB1-0477-000	3	3
Spring, Leaf	RB1-0478-000	3	4
Spring, Leaf	RB1-0546-000	19	40
Spring, Leaf	RB1-0563-000	3	28
Spring, Leaf	RB1-0592-000	3	13B
Spring, Leaf	RB1-0689-000	4	11F
Spring, Leaf	RB1-0727-000	5	22
Spring, Leaf	RB1-0805-000	5	4
Spring, Leaf	RB1-1068-000	14	3
Spring, Leaf	RB1-1068-000	15	3
Spring, Leaf	RB1-1948-000	7	22B
Spring, Leaf	RBG-0345-000	21	21
Spring, Leaf	RF5-0071-000	21	37
Spring, Leaf	RF5-0096-000	3	8
Spring, Leaf (EXE)	RB1-1095-000	15	17
Spring, Leaf (EXE)	RB1-1096-000	15	18
Spring, Left Rear Leaf	RB1-1986-000	7	25
Spring, Right Rear Leaf	RB1-1987-000	7	26
Spring, Tension	RS1-2048-000	19	43
Spring, Tension	RS5-2003-000	16	84
Spring, Tension	RS5-2004-000	16	85
Spring, Tension	RS5-2005-000	16	86
Spring, Tension	RS5-2006-000	16	87
Spring, Tension	RS5-2007-000	16	88
Spring, Tension	RS5-2010-000	17	15
Spring, Tension	RS5-2011-000	17	16
Spring, Tension	RS5-2016-000	20	16
Spring, Tension	RS5-2027-000	21	47
Spring, Tension	RS5-2028-000	21	48
Spring, Tension	RS5-2030-000	21	50
Spring, Tension	RS5-2032-000	21	60F
Spring, Tension	RS5-2037-000	22	51
Spring, Tension	RS5-2049-000	3	43
Spring, Tension	RS5-2063-000	5	16
Spring, Tension	RS5-2154-000	3	15A
Spring, Torsion	RB1-0146-000	16	45
Spring, Torsion	RB1-0349-000	21	25
Spring, Torsion	RB1-0418-000	22	27
Spring, Torsion	RB1-0527-000	19	8B
Spring, Torsion	RB1-0545-000	19	39
Spring, Torsion	RB1-0574-000	3	38
Spring, Torsion	RB1-0577-000	3	40
Spring, Torsion	RS5-2008-000	16	89
Spring, Torsion	RS5-2009-000	17	14
Spring, Torsion	RS5-2017-000	20	17

## INDEX BY PART DESCRIPTION

### PrintServer 17 System

DESCRIPTION	DEC./VENDOR PART NO.	FIG. NO.	ITEM NO.
Spring, Torsion	RS5-2038-020	18	10
Spring, Torsion	RS5-2040-000	18	11C
Spring, Torsion	RS5-2160-000	5	45
Spring, Torsion	RS5-2161-000	5	46
Spring, Torsion	RS5-2162-000	5	47
Stopper	RB1-0229-000	20	19
Stopper, Cover	RB1-0164-000	16	116
Strip, Friction	RB1-1063-000	14	10A
Strip, Friction	RB1-1063-000	15	12A
Support	RB1-0124-000	16	24
Support, Left	RB1-1973-000	7	10
Support, Module	WT2-5025-000	6	19
Support, Module	WT2-5025-000	6	9B
Support, Right (1)	RB1-1974-000	7	11
Support, Stop	RB1-0818-020	4	5
SWITCH ASSEMBLY, MAIN	29-30602-01	1	8
SWITCH ASSEMBLY, MAIN (RG5-0344-000)	29-30602-01	8	N/A
Switch Assembly, Front (RG5-0345-000)	29-30590-01	6	25
Switch Assembly, Sub	RG5-0267-000	6	29
Switch, Rocker (250V 16A)	RH7-6016-000	8	3
Switch, TACT SKHHPB (SW851 to SW8523)	WC2-0100-000	16	103B
Thermistor	RH7-7031-000	21	63
Thermo-switch	RH7-7030-000	21	54
Tie, Cable	WT2-0030-000	4	10C
Tray	RB1-1930-000	3	16
Tray, One Piece Construction	74-44822-02	7	20A
Tray, LPS17 1500 Sheet Input (220V) (30-39859-02)	LPS1X-A3	1	N/A
Tray, LPS17 1500 Sheet Input (110V) (30-39859-01)	LPS1X-BA	1	N/A
Tray, Two Piece Construction	74-44744-01	7	20A
Tube	KE2-1124-009	21	53
Washer (Left Only)	RA1-6018-000	9	8
Washer, Pin	RB1-0153-000	16	47

# INDEX BY PART DESCRIPTION

PrintServer 17 System

DESCRIPTION	DEC/VENDOR PART NO.	FIG. NO.	ITEM NO.
-------------	------------------------	-------------	-------------

---

THIS PAGE INTENTIONALLY LEFT BLANK